

US00D718115S

(12) **United States Design Patent**
Garner et al.

(10) **Patent No.:** **US D718,115 S**

(45) **Date of Patent:** **** Nov. 25, 2014**

(54) **METER LOCK**

(71) Applicants: **Gilbert Woods Garner**, Fort Smith, AR (US); **Patrick Jay Freeman**, Fort Smith, AR (US); **Hung Tan Nguyen**, Van Buren, AR (US)

(72) Inventors: **Gilbert Woods Garner**, Fort Smith, AR (US); **Patrick Jay Freeman**, Fort Smith, AR (US); **Hung Tan Nguyen**, Van Buren, AR (US)

(**) Term: **14 Years**

(21) Appl. No.: **29/476,658**

(22) Filed: **Dec. 16, 2013**

(51) **LOC (10) Cl.** **08-07**

(52) **U.S. Cl.**
USPC **D8/339**; D8/330

(58) **Field of Classification Search**
USPC D8/330, 331, 339-342, 349, 367, 400, D8/499; 70/14, 19, 57, 57.1, 58, 51, 52, 70/199, 237, 240, 431, 288, 94, 99, 158, 70/202, 203, 465, 466; 292/92, 339, 259 R, 292/259 A, 57, 262, 273, 305, 306, DIG. 47, 292/292, 340; 49/57, 61, 62, 303, 463-466
See application file for complete search history.

(56) **References Cited**

U.S. PATENT DOCUMENTS

4,262,946 A * 4/1981 Swisher 292/307 R

4,331,012 A * 5/1982 Swisher 70/164
4,407,146 A * 10/1983 Nielsen, Jr. 70/232
D275,550 S * 9/1984 Johnson et al. D8/331
4,531,770 A * 7/1985 Mattress, Jr. 292/307 R
D296,414 S * 6/1988 DeWalch D8/333
6,976,373 B1 * 12/2005 Sullivan et al. 70/2
D648,141 S * 11/2011 Noe et al. D6/323
D710,183 S * 8/2014 Huddleston D8/339

* cited by examiner

Primary Examiner — Prabhakar Deshmukh

(74) *Attorney, Agent, or Firm* — Mark Murphey Henry

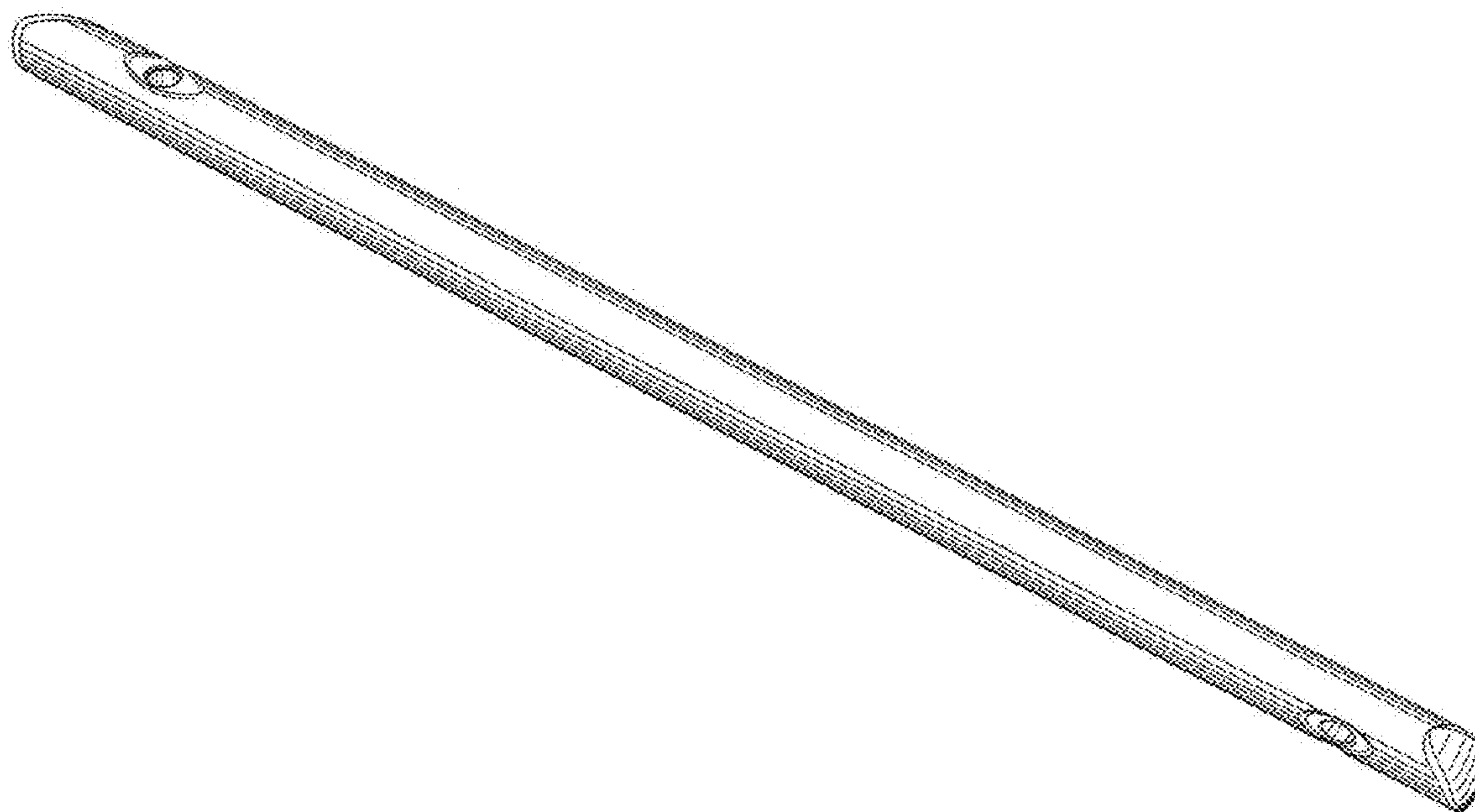
(57) **CLAIM**

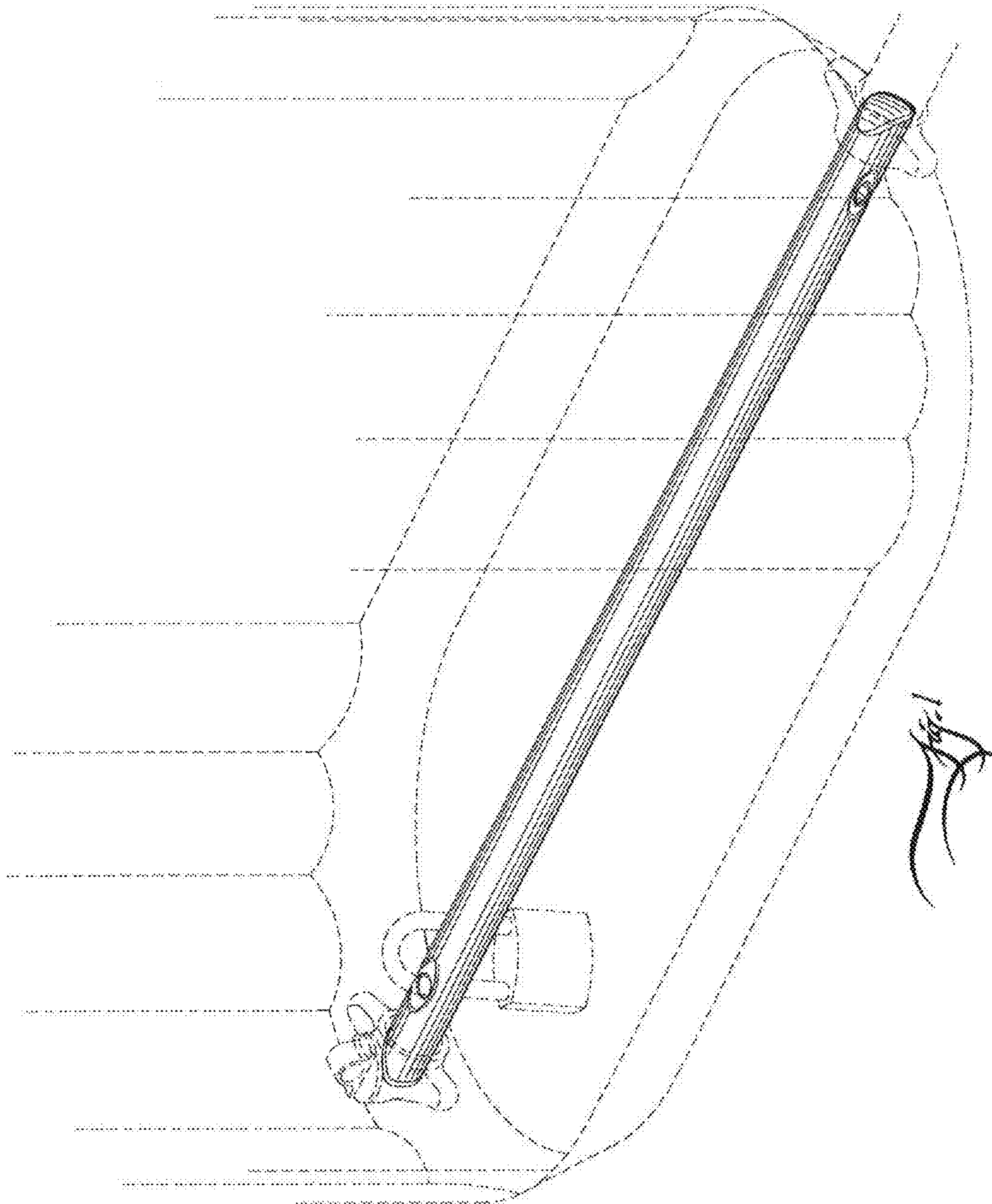
We claim the ornamental design for a meter lock, as shown and described.

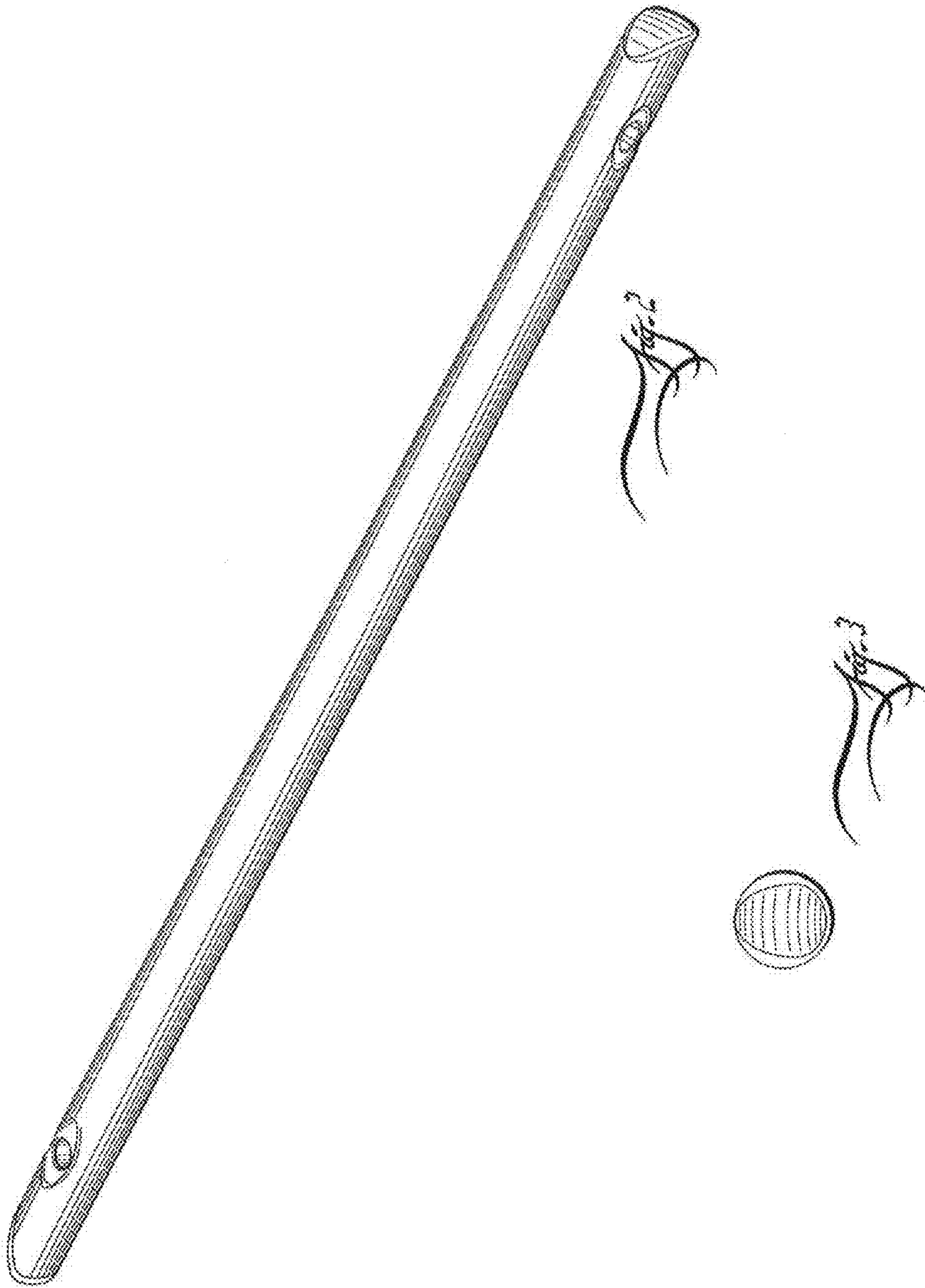
DESCRIPTION

FIG. 1 is a perspective view of a meter lock showing our new design, shown in environmental use;
FIG. 2 is another perspective view, without environment;
FIG. 3 is an end view thereof;
FIG. 4 is a top plan view thereof;
FIG. 5 is a right side view thereof;
FIG. 6 is a bottom plan view thereof; and,
FIG. 7 is a left side view thereof.
The broken lines illustrate environment and from no part of the claimed design.

1 Claim, 4 Drawing Sheets







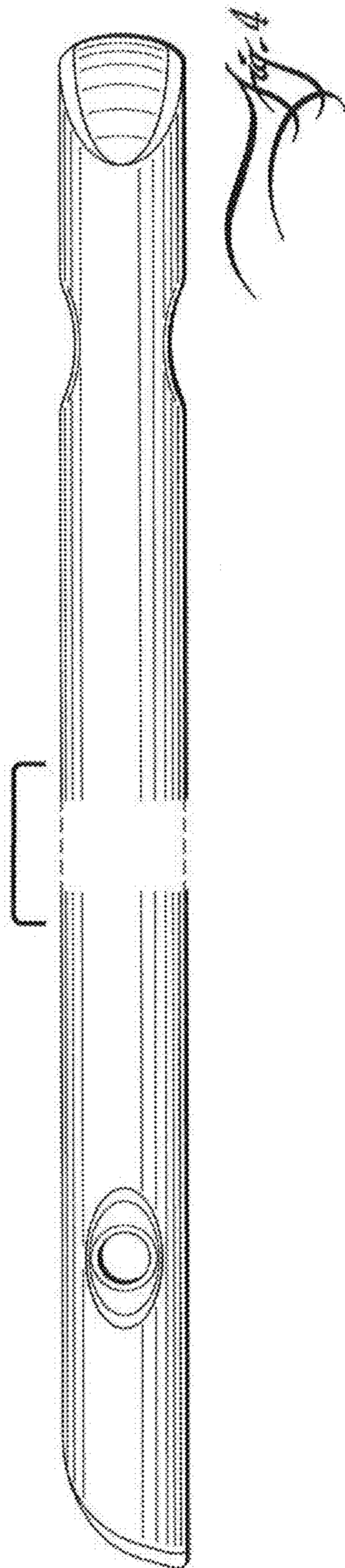


Fig. 4

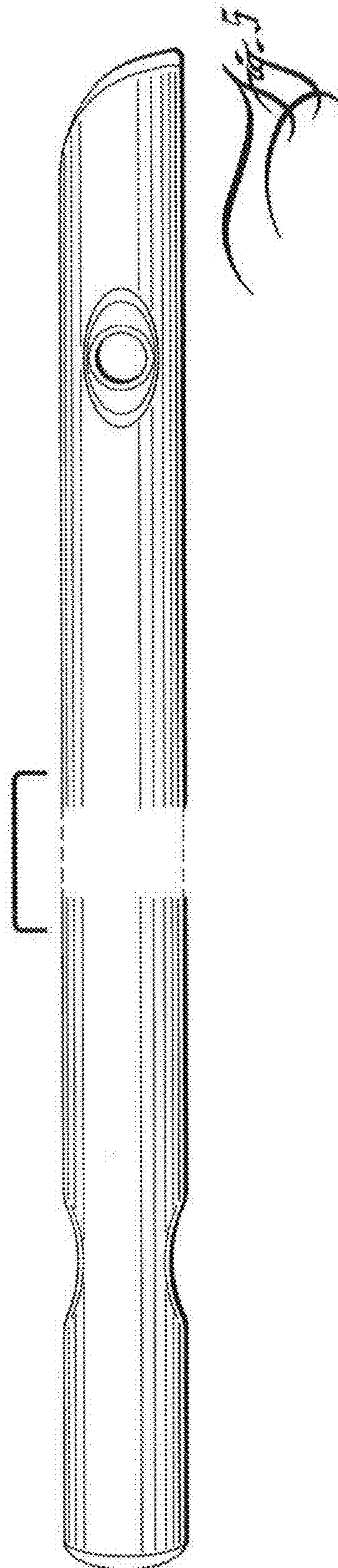


Fig. 5

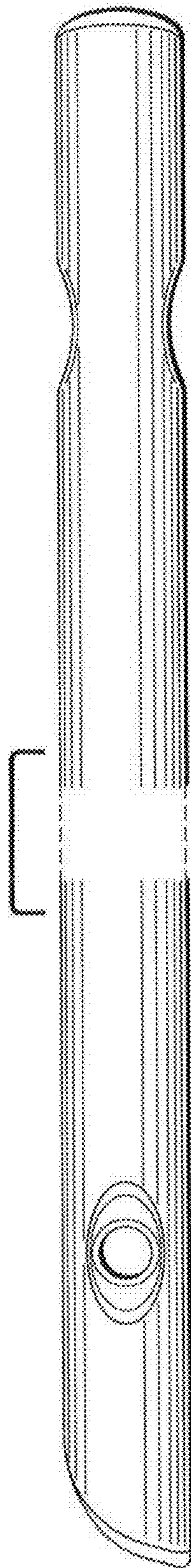


Fig. 6



Fig. 7