



US00D718112S

(12) **United States Design Patent**  
**Shiu**

(10) **Patent No.:** **US D718,112 S**  
(45) **Date of Patent:** **\*\* Nov. 25, 2014**

(54) **HANDLE**

(71) Applicant: **Taiwan Fu Hsing Industrial Co., Ltd.**,  
Kaohsiung (TW)

(72) Inventor: **Jiun-Nan Shiu**, Kaohsiung (TW)

(73) Assignee: **Taiwan Fu Hsing Industrial Co., Ltd.**,  
Kaohsiung (TW)

(\*\*) Term: **14 Years**

(21) Appl. No.: **29/476,398**

(22) Filed: **Dec. 13, 2013**

(30) **Foreign Application Priority Data**

Sep. 13, 2013 (TW) ..... 102306134

(51) **LOC (10) Cl.** ..... **08-06**

(52) **U.S. Cl.**  
USPC ..... **D8/308**

(58) **Field of Classification Search**  
CPC ..... E05B 1/00  
USPC ..... D8/308, 300-302, 321, DIG. 10;  
D23/250, 252; 16/110.1, 412;  
292/336.3, 347

See application file for complete search history.

(56) **References Cited**

**U.S. PATENT DOCUMENTS**

D83,247	S	*	2/1931	Carlson	.....	D8/308
1,818,612	A	*	8/1931	Floraday	.....	292/347
D85,770	S	*	12/1931	Schnell	.....	D8/308
D85,844	S	*	12/1931	Schnell	.....	D8/308
2,104,403	A	*	1/1938	Roethel	.....	292/357
2,125,783	A	*	8/1938	Heeman	.....	292/347
D114,330	S	*	4/1939	Groen	.....	D23/252
2,729,485	A	*	1/1956	Schlage	.....	292/1
D197,400	S	*	1/1964	Patriquin	.....	D8/302
D197,553	S	*	2/1964	Maffei	.....	D8/308

D271,560	S	*	11/1983	Valli	.....	D8/308
D271,561	S	*	11/1983	Valli	.....	D8/308
D312,565	S	*	12/1990	Abraham et al.	.....	D8/301
D314,129	S	*	1/1991	Zanini	.....	D8/301
D317,706	S	*	6/1991	Boeri	.....	D8/308
D318,215	S	*	7/1991	Fleming	.....	D8/301
5,067,758	A	*	11/1991	Fann et al.	.....	292/347
D328,852	S	*	8/1992	Marques	.....	D8/308
D329,008	S	*	9/1992	Marques	.....	D8/308
D329,009	S	*	9/1992	Marques	.....	D8/308
D355,578	S	*	2/1995	Mark et al.	.....	D8/308
D360,345	S	*	7/1995	Swan et al.	.....	D8/308
D362,380	S	*	9/1995	Ellis et al.	.....	D8/301
D363,872	S	*	11/1995	Carsello	.....	D8/308
D366,409	S	*	1/1996	Delaske	.....	D8/338
D369,968	S	*	5/1996	Decursu et al.	.....	D8/308
D378,984	S	*	4/1997	Carsello	.....	D8/308
5,775,745	A	*	7/1998	Hoppe et al.	.....	292/138
D411,870	S	*	7/1999	Humber	.....	D23/233
D431,173	S	*	9/2000	Durbin	.....	D8/308
D435,423	S	*	12/2000	Rodriguez et al.	.....	D8/308
D444,694	S	*	7/2001	Alvarado	.....	D8/301

(Continued)

*Primary Examiner* — Paula Greene

(74) *Attorney, Agent, or Firm* — Jackson IPG PLLC

(57) **CLAIM**

The ornamental design for a handle, as shown and described.

**DESCRIPTION**

FIG. 1 is a perspective view of a handle showing our new design;

FIG. 2 is a front elevational view thereof;

FIG. 3 is a top plan view thereof;

FIG. 4 is a right side elevational view thereof;

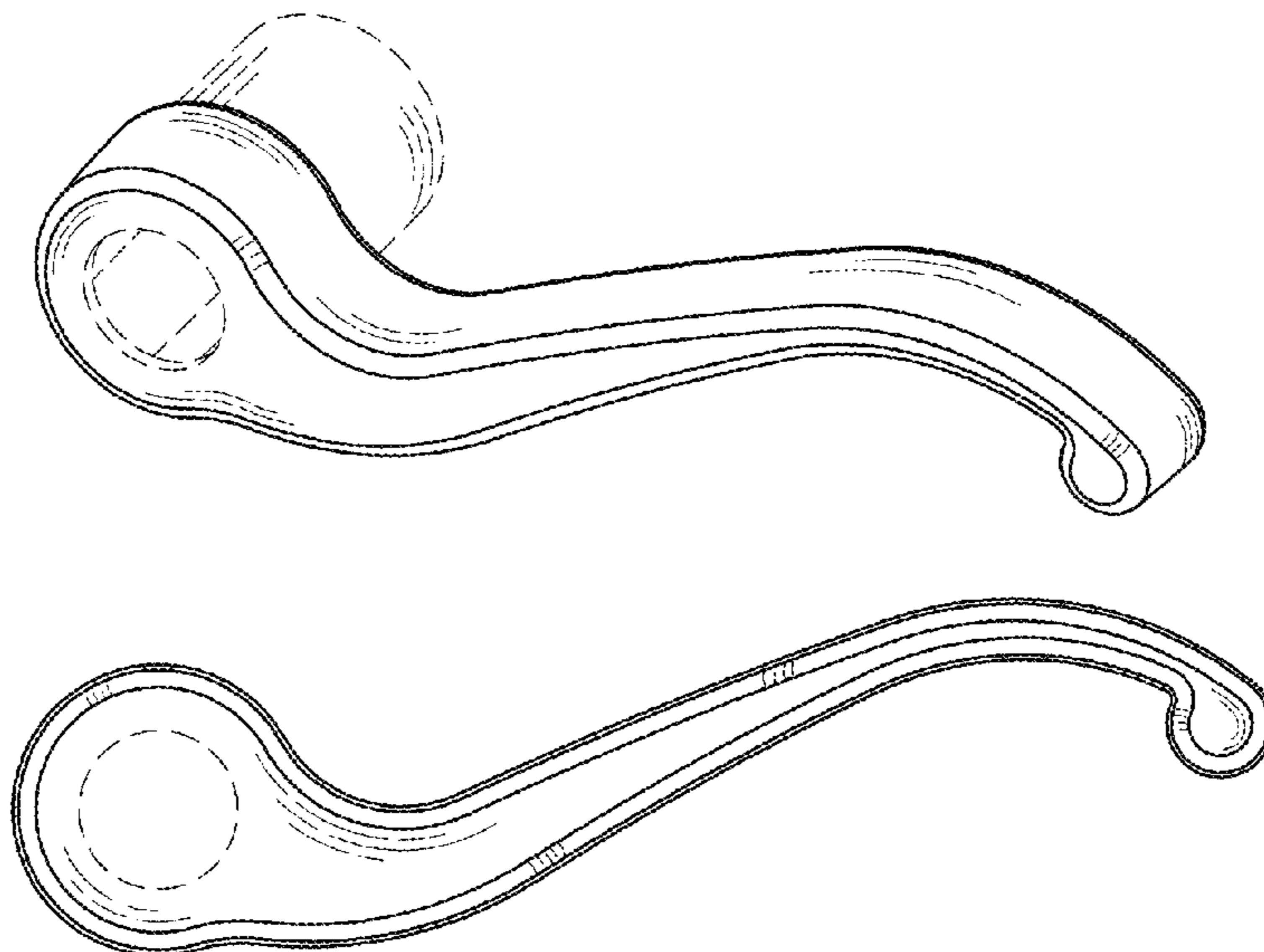
FIG. 5 is a left side elevational view thereof;

FIG. 6 is a rear elevational view thereof; and,

FIG. 7 is a bottom plan view thereof.

The broken line showing of the handle portion is included for the purpose of illustrating only and forms no part of the claimed design.

**1 Claim, 4 Drawing Sheets**



(56)

**References Cited**

U.S. PATENT DOCUMENTS

D458,829	S *	6/2002	Zoerner	.....	D8/308
6,425,273	B1 *	7/2002	Kim et al.	.....	70/224
D467,155	S *	12/2002	Underhill et al.	.....	D8/308
D471,422	S *	3/2003	Ellis et al.	.....	D8/301
6,584,816	B1 *	7/2003	Lee	.....	70/224
6,695,365	B2 *	2/2004	Chong et al.	.....	292/348
D502,080	S *	2/2005	Denoual	.....	D8/301
D502,081	S *	2/2005	Denoual	.....	D8/301
D502,084	S *	2/2005	Denoual	.....	D8/302
D502,085	S *	2/2005	Denoual	.....	D8/302
D509,569	S *	9/2005	Svendsen et al.	.....	D23/252
D519,021	S *	4/2006	Boulware et al.	.....	D8/308
D519,822	S *	5/2006	Kosasih et al.	.....	D8/308
D526,556	S *	8/2006	Metivier et al.	.....	D8/308
D557,585	S *	12/2007	Linares	.....	D8/308
D568,141	S *	5/2008	Hanes	.....	D8/320
D579,527	S *	10/2008	Williams	.....	D23/252
D587,091	S *	2/2009	Chen	.....	D8/308
D593,840	S *	6/2009	Roberts, III	.....	D8/308
7,870,772	B1 *	1/2011	Guo et al.	.....	70/472
D660,128	S *	5/2012	Lin et al.	.....	D8/308
D700,035	S *	2/2014	deGoutiere et al.	.....	D8/308
2002/0105195	A1 *	8/2002	Adelmeyer	.....	292/347

\* cited by examiner

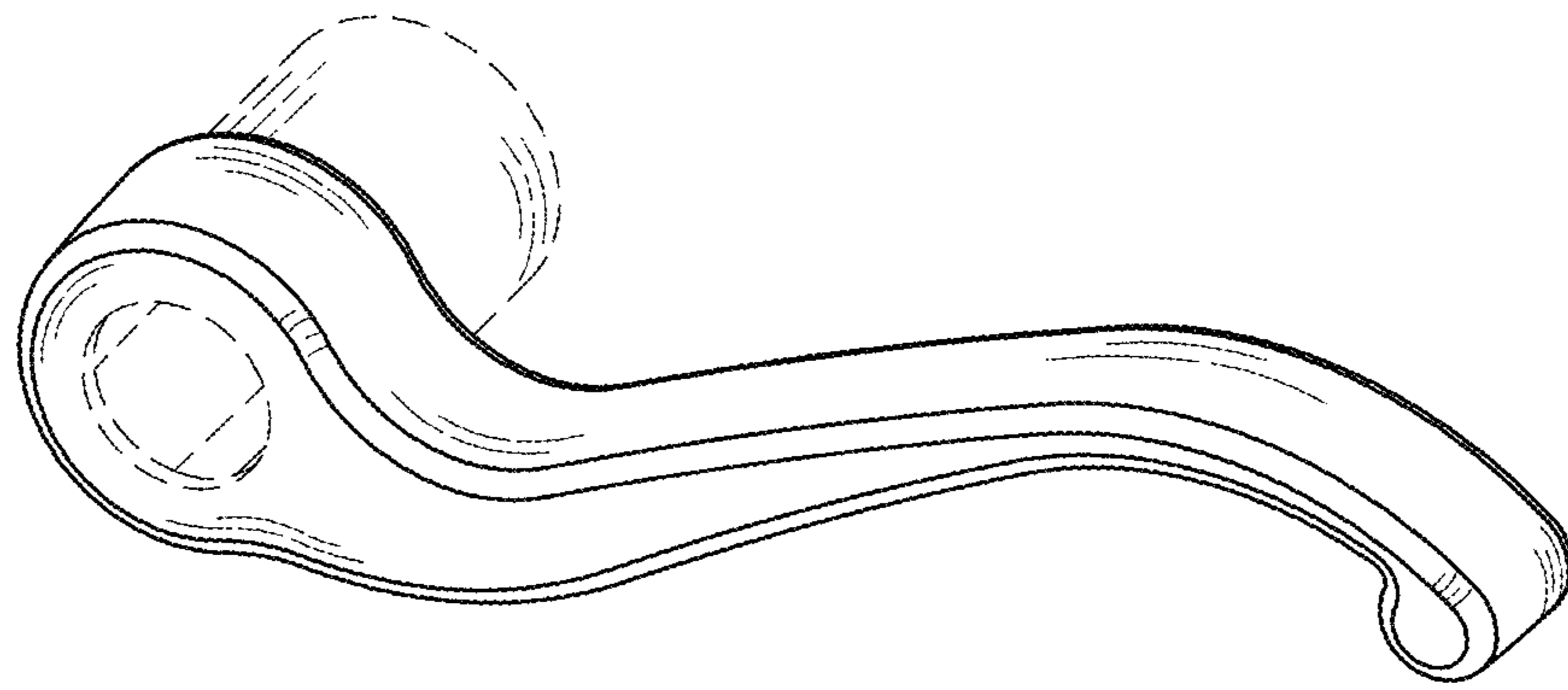


FIG. 1

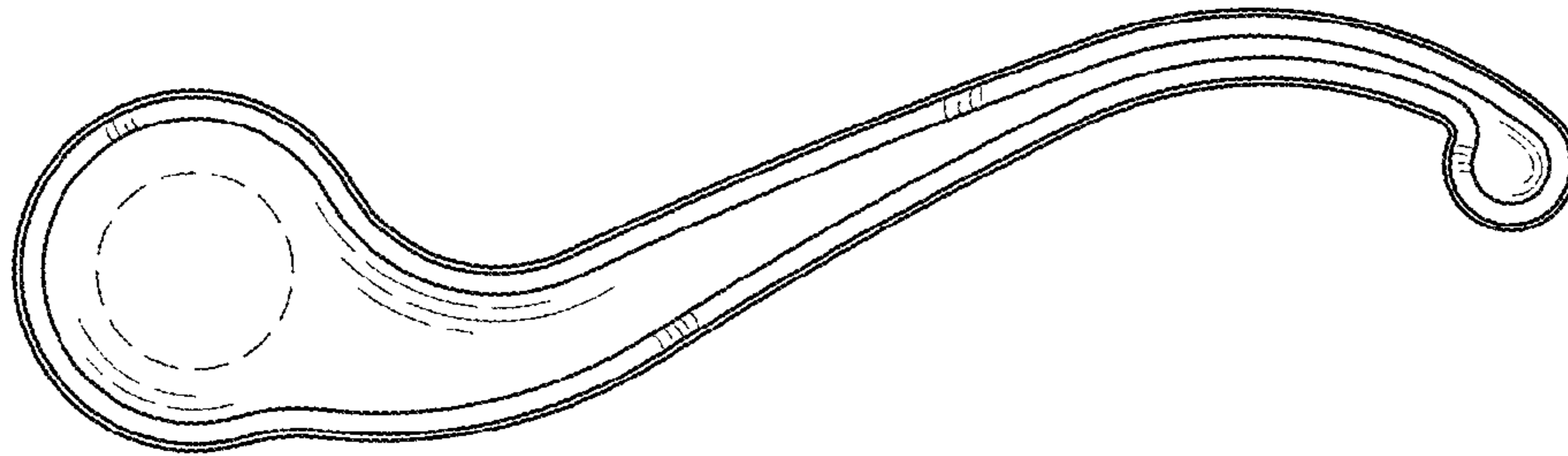


FIG. 2

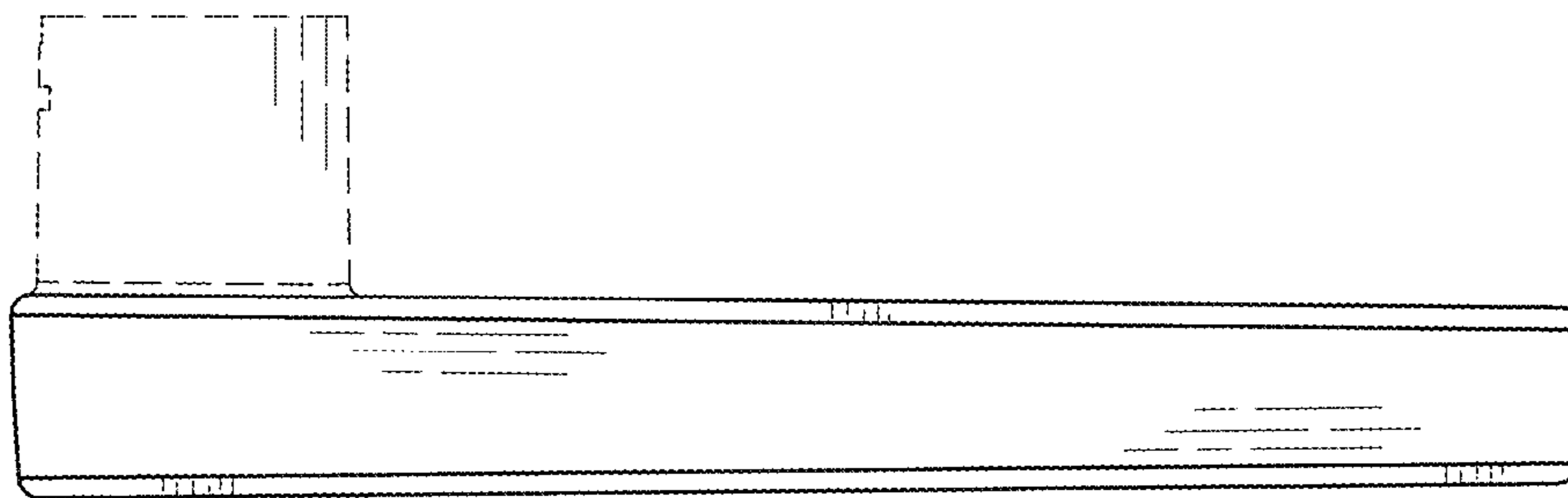


FIG. 3

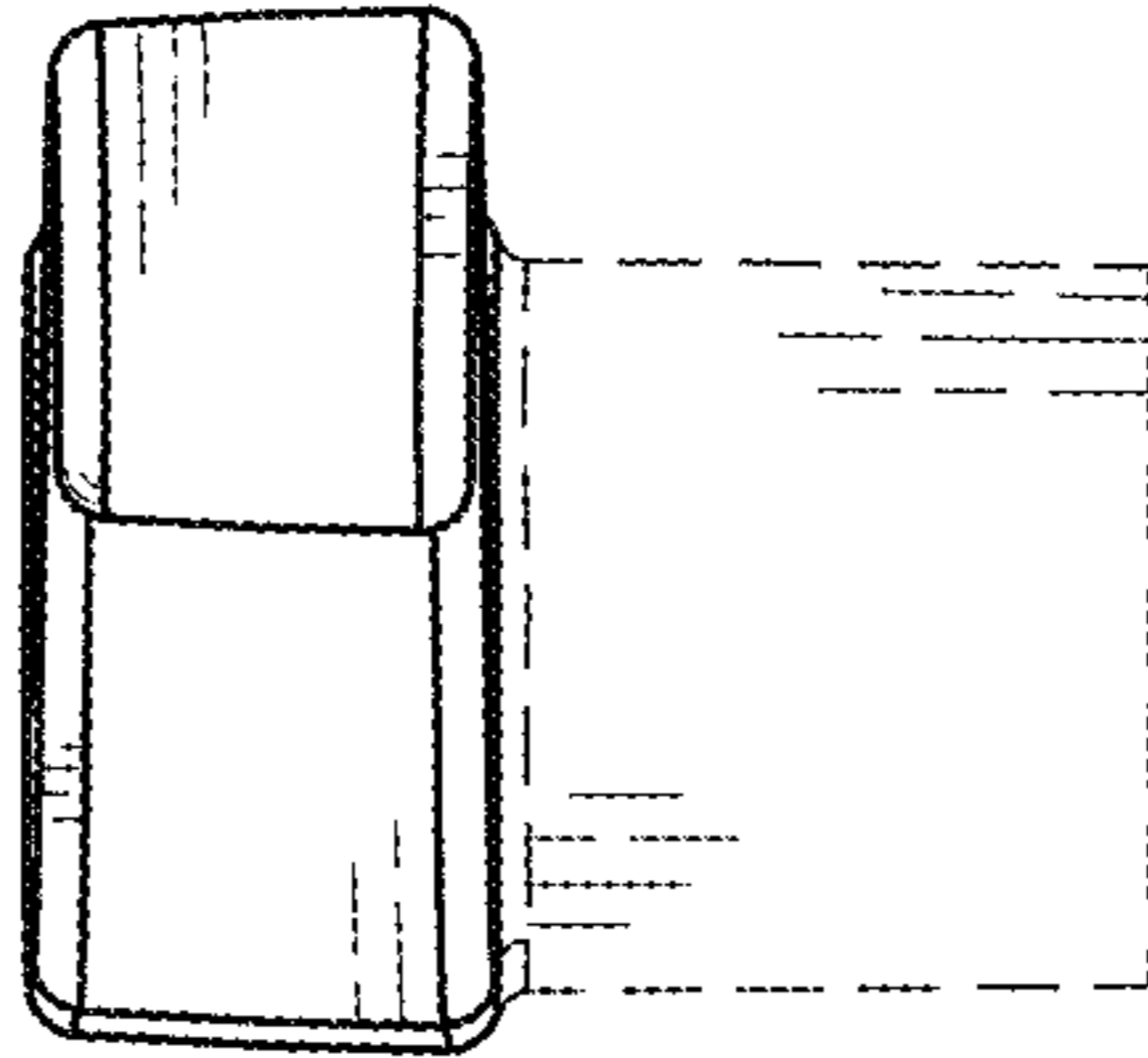


FIG. 4

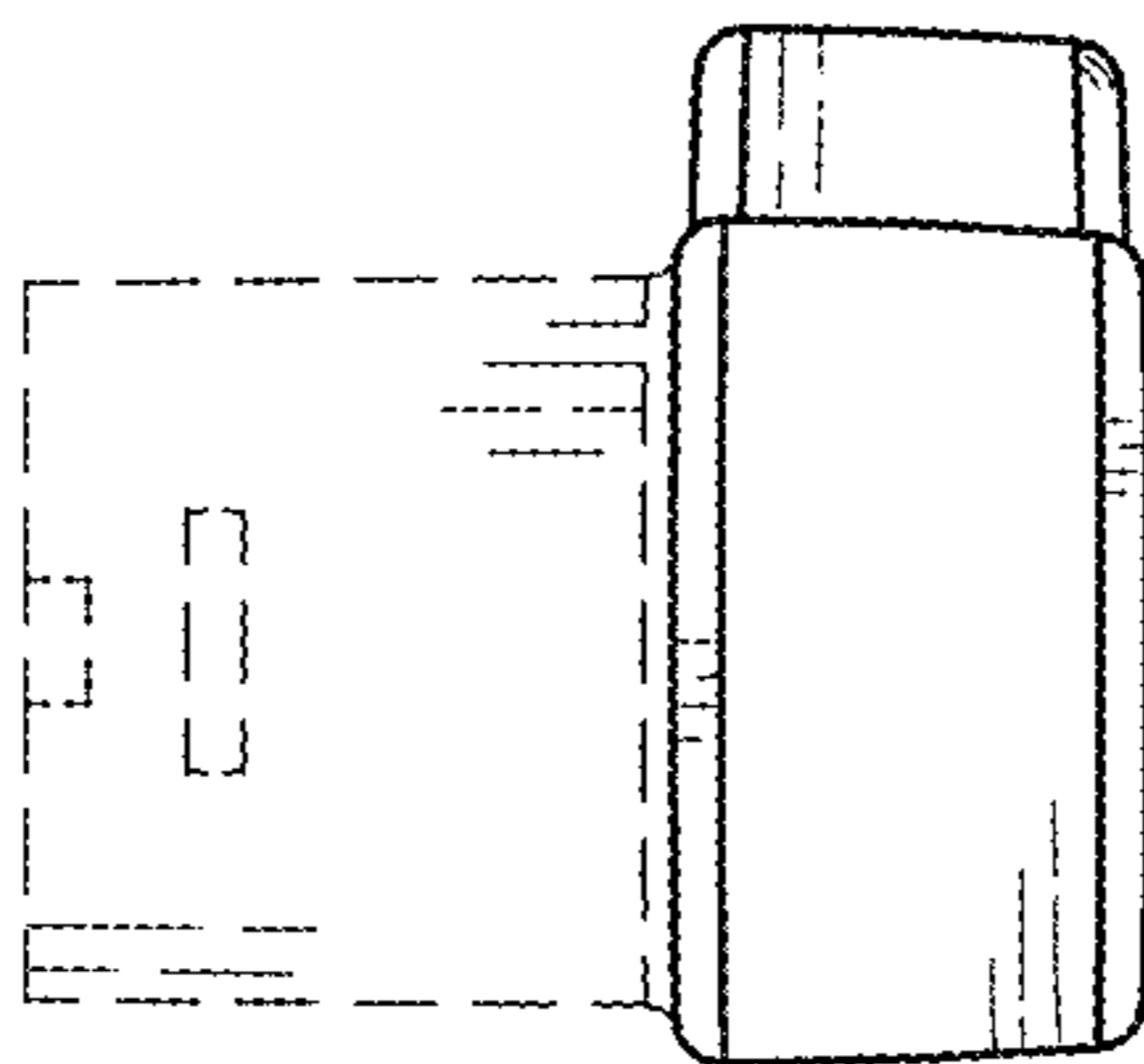


FIG. 5

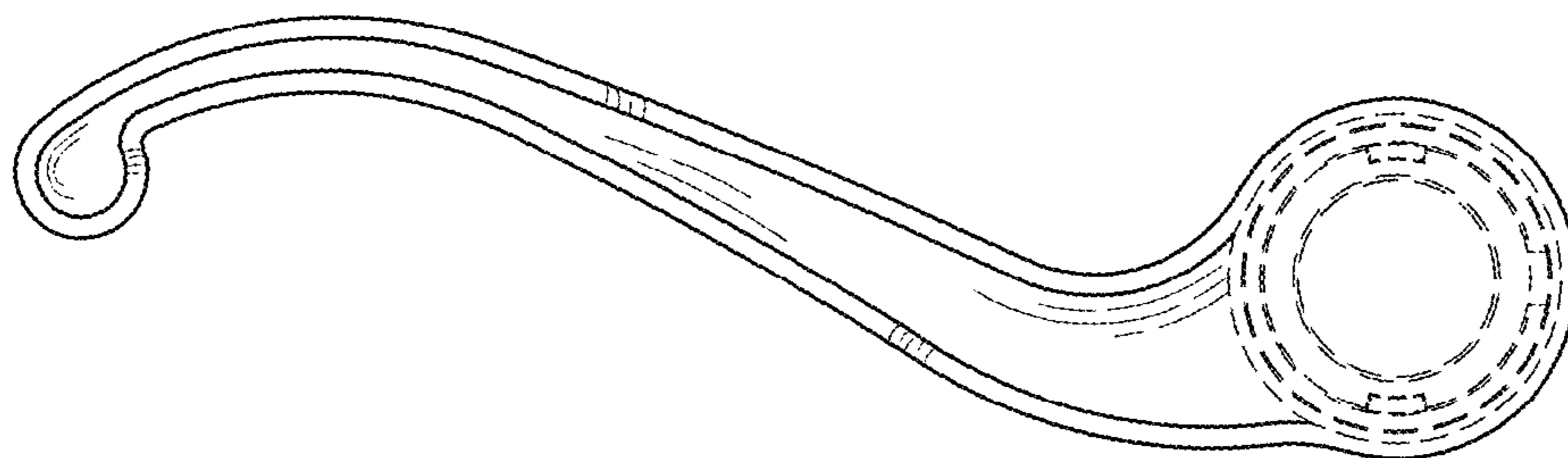


FIG. 6

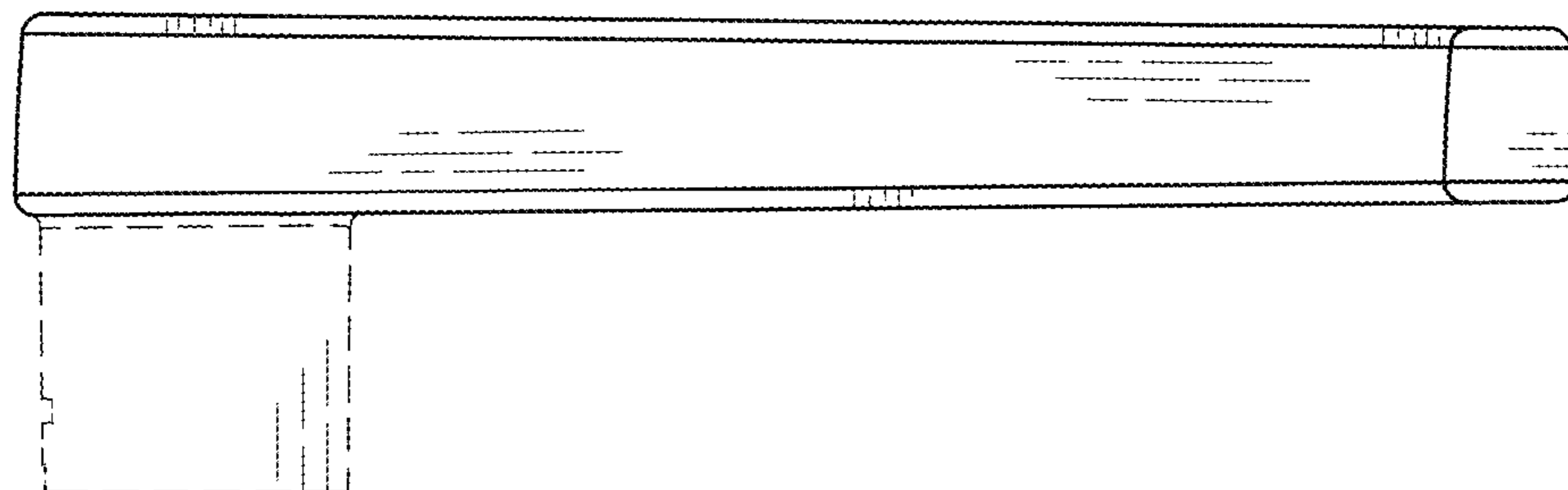


FIG. 7