



US00D718094S

(12) **United States Design Patent**  
**Yan**

(10) **Patent No.:** **US D718,094 S**

(45) **Date of Patent:** **\*\* Nov. 25, 2014**

- (54) **JUICER**
- (71) Applicant: **Ningbo Pinge Electrical Co., Ltd.**,  
Ningbo, Zhejiang (CN)
- (72) Inventor: **Jiahsu Yan**, Zhejiang (CN)
- (73) Assignee: **Ningbo Pinge Electrical Co., Ltd.**, Cixi,  
Zhejiang (CN)

D660,660	S	5/2012	Kim	
8,210,101	B2 *	7/2012	Wu Chang	99/510
D665,632	S	8/2012	Kim	
D665,633	S	8/2012	Kim	
D684,827	S	6/2013	Kim	
2009/0049998	A1	2/2009	Kim	
2012/0137899	A1	6/2012	Kim	
2012/0291638	A1	11/2012	Kim	

(\*\*) Term: **14 Years**

(21) Appl. No.: **29/477,421**

(22) Filed: **Dec. 20, 2013**

(51) **LOC (10) Cl.** ..... **31-00**

(52) **U.S. Cl.**  
USPC ..... **D7/665**

(58) **Field of Classification Search**  
 CPC ..... A47J 43/046; A47J 43/042  
 USPC ..... D7/665, 666, 368, 669, 412, 372-386;  
 241/92, 101.1-101.73, 285.1-285.3,  
 241/36, 37.5, 100, 282.1; 99/501-513, 495,  
 99/499, 348, 357, 349, 279, 284, 369, 370,  
 99/496-497, 280, 290

See application file for complete search history.

(56) **References Cited**

**U.S. PATENT DOCUMENTS**

6,394,377	B1	5/2002	Kim	
D470,368	S	2/2003	Kim	
6,604,455	B2	8/2003	Areh	
6,637,323	B2	10/2003	Kim	
D526,846	S	8/2006	Kim	
D537,303	S *	2/2007	Stuckey	D7/665
D555,434	S *	11/2007	Cohen et al.	D7/665
D572,092	S *	7/2008	Since	D7/665
D594,717	S *	6/2009	Wu Chang	D7/665
D641,214	S *	7/2011	Choi	D7/665
D643,265	S	8/2011	Kim	
8,091,473	B2	1/2012	Kim	
8,146,490	B2 *	4/2012	Obersteiner et al.	99/510

**FOREIGN PATENT DOCUMENTS**

WO	2007148872	A1	12/2007
WO	2011025227	A2	3/2011
WO	2012036454	A2	3/2012

**OTHER PUBLICATIONS**

Hurom.com, Hurom Original Slow Juicer—Slow Squeezing Preserves More Enzymes & Nutrients, Hurom Original Slow Juicer (HU-100 Series), Web Page, 3 pages.

\* cited by examiner

*Primary Examiner* — Terry Wallace

(74) *Attorney, Agent, or Firm* — Weisun Rao; Robbie R. Harmer; Greenberg Traurig, LLP

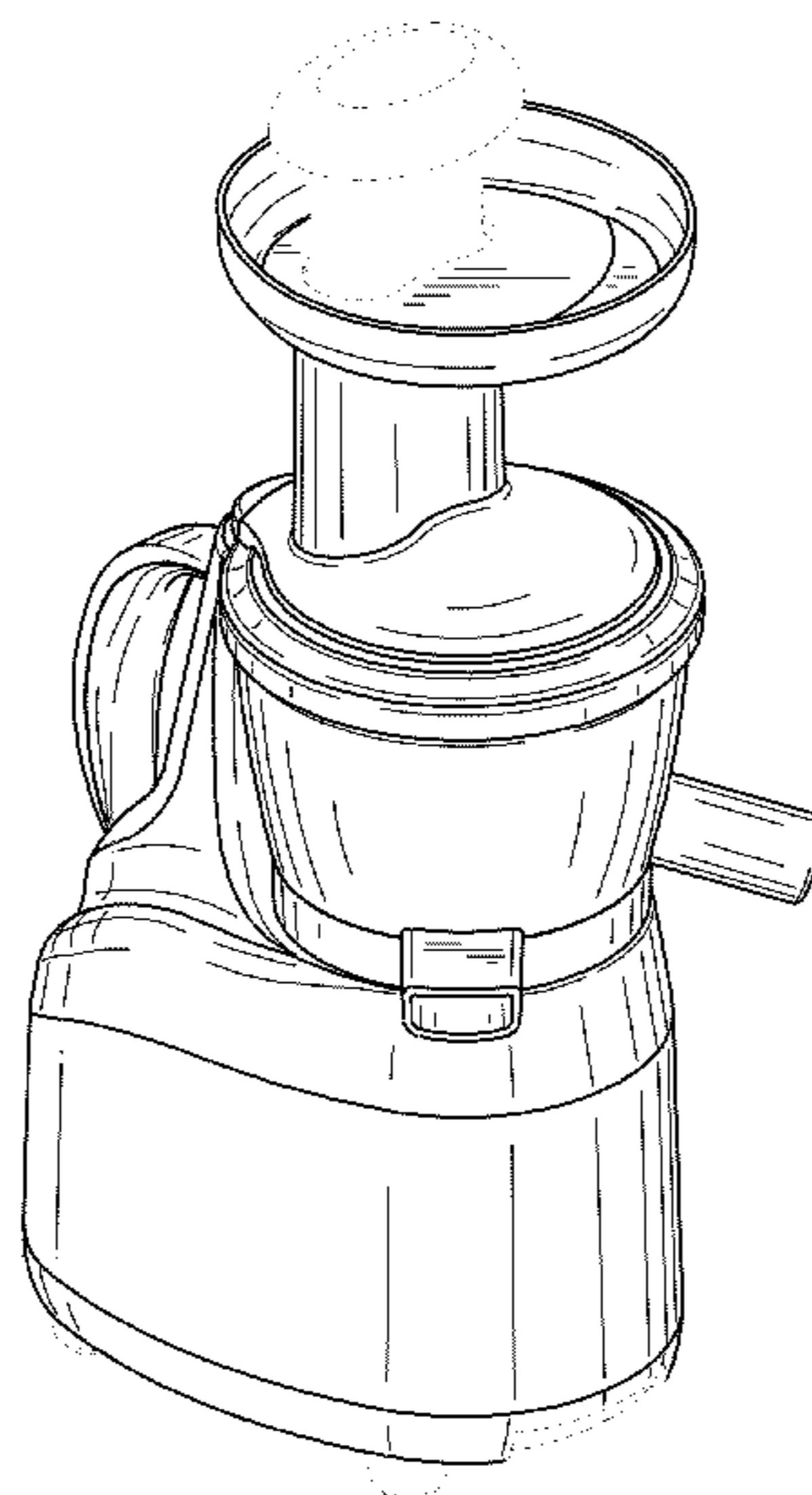
(57) **CLAIM**

What is claimed is the ornamental design for a juicer, as shown and described.

**DESCRIPTION**

FIG. 1 is a perspective view of a juicer.  
 FIG. 2 is a left side view thereof.  
 FIG. 3 is a right side view thereof.  
 FIG. 4 is a front view thereof.  
 FIG. 5 is a rear view thereof.  
 FIG. 6 is a top view thereof; and,  
 FIG. 7 is a bottom view thereof.  
 The broken lines are for illustrative purposes and form no part of the claimed design.

**1 Claim, 6 Drawing Sheets**






FIG. 1

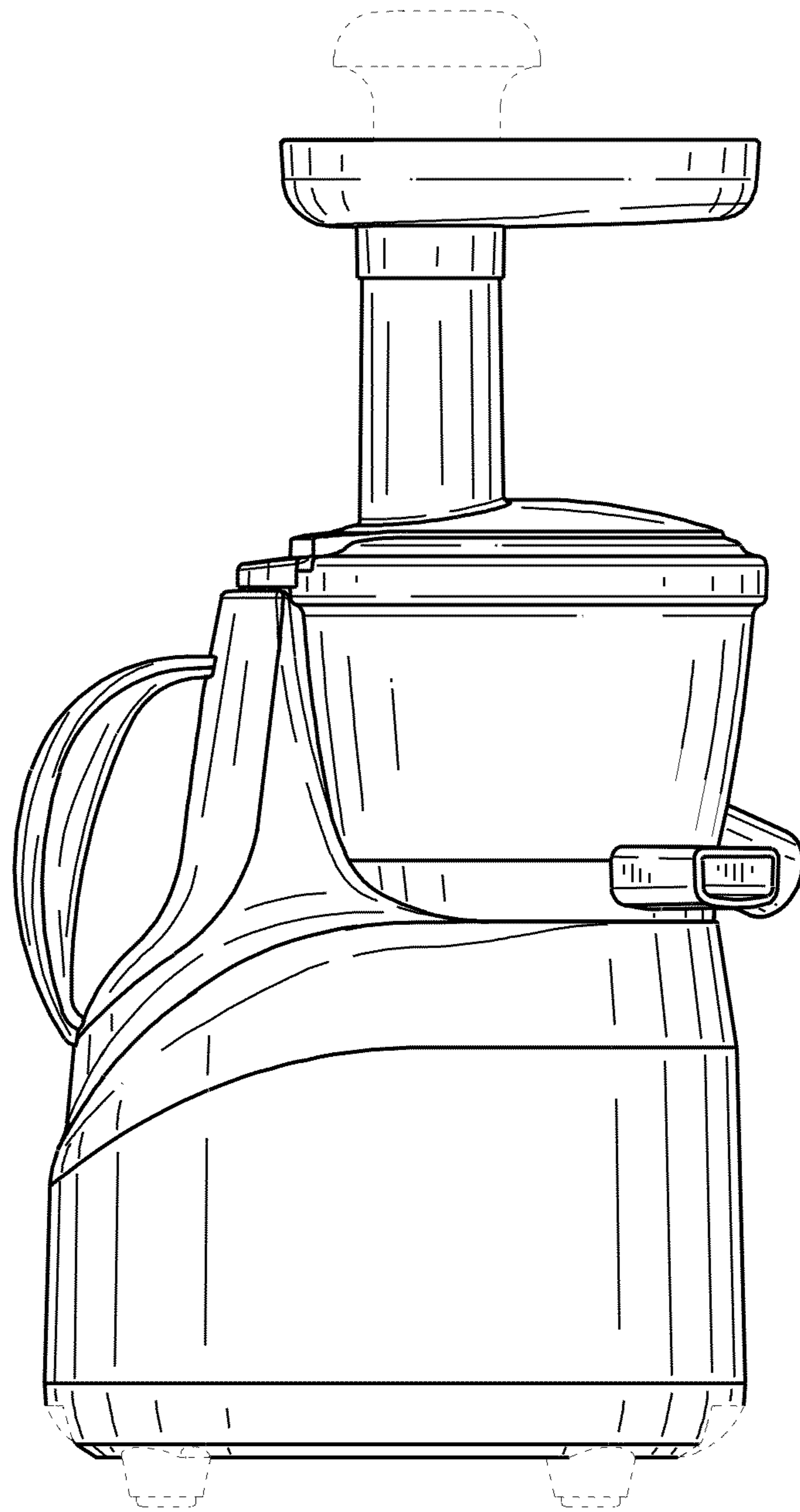


FIG. 2

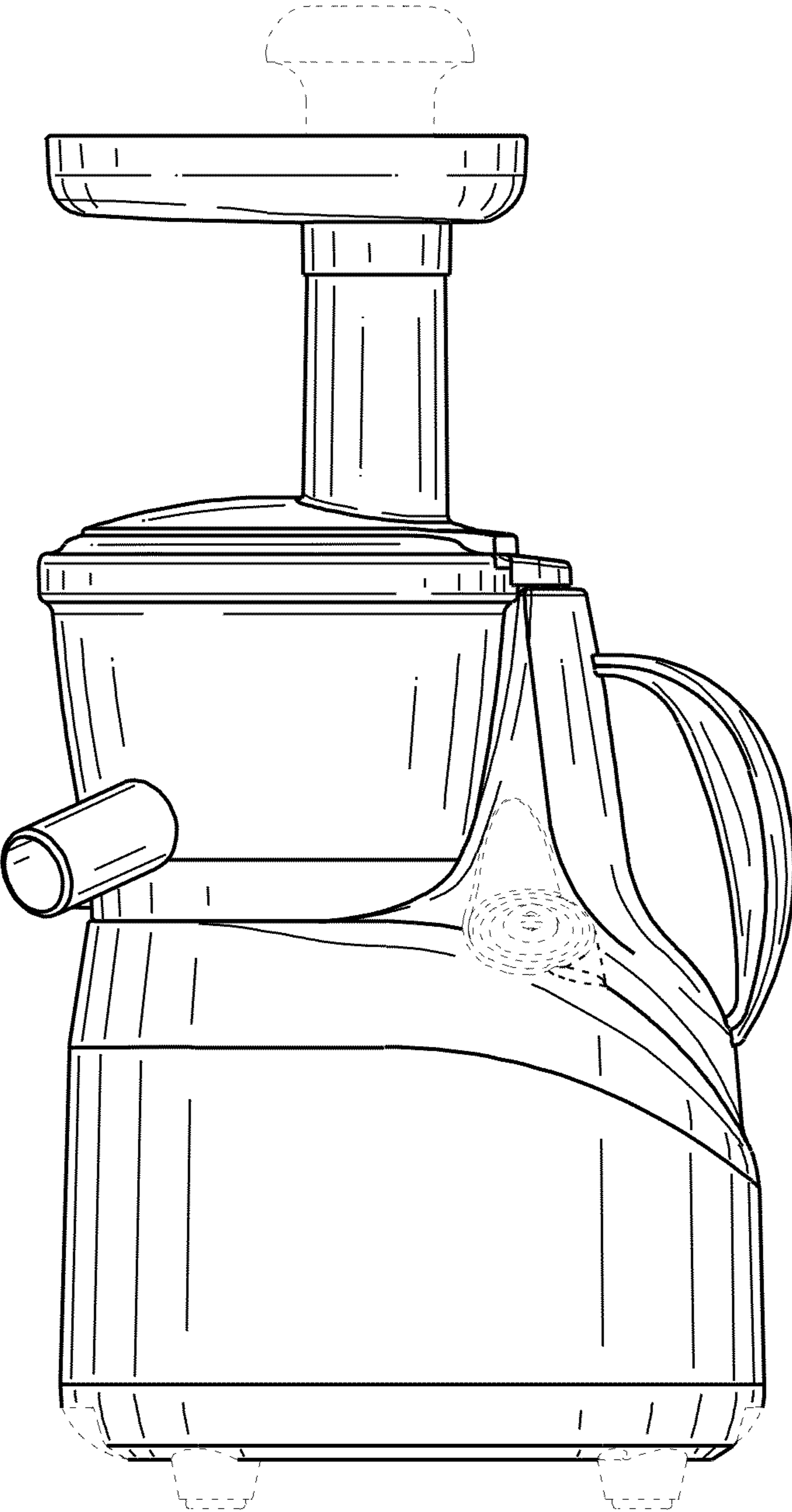


FIG. 3




FIG. 4

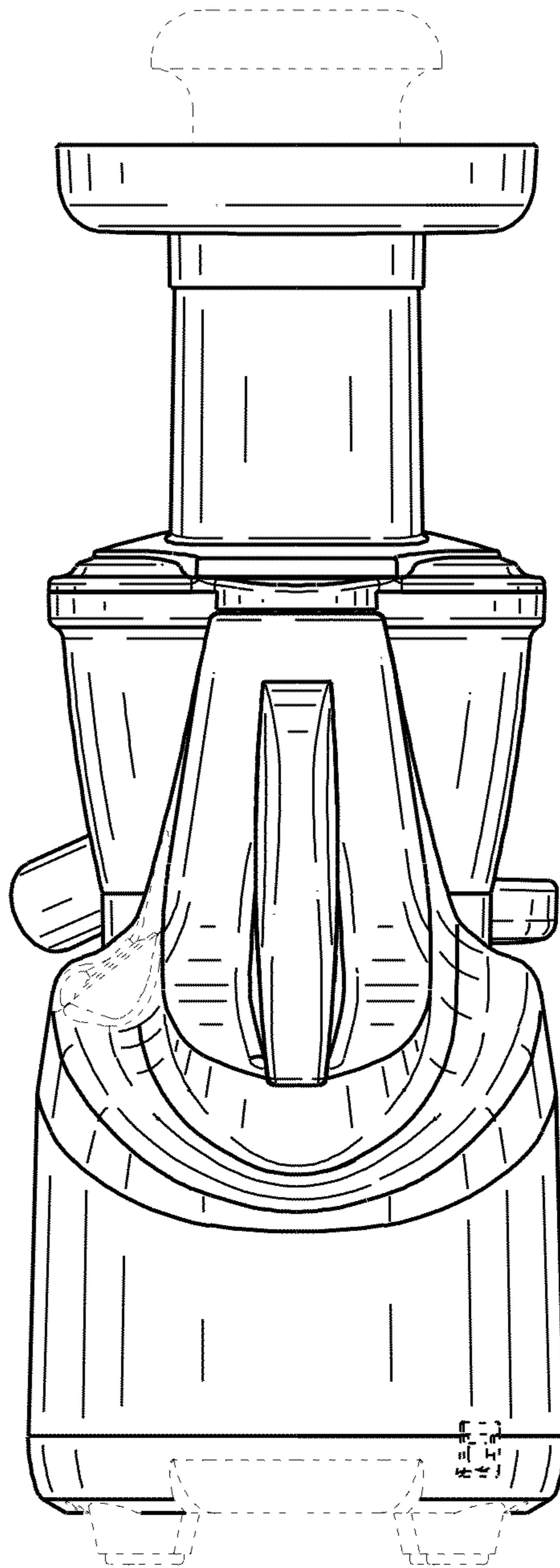


FIG. 5

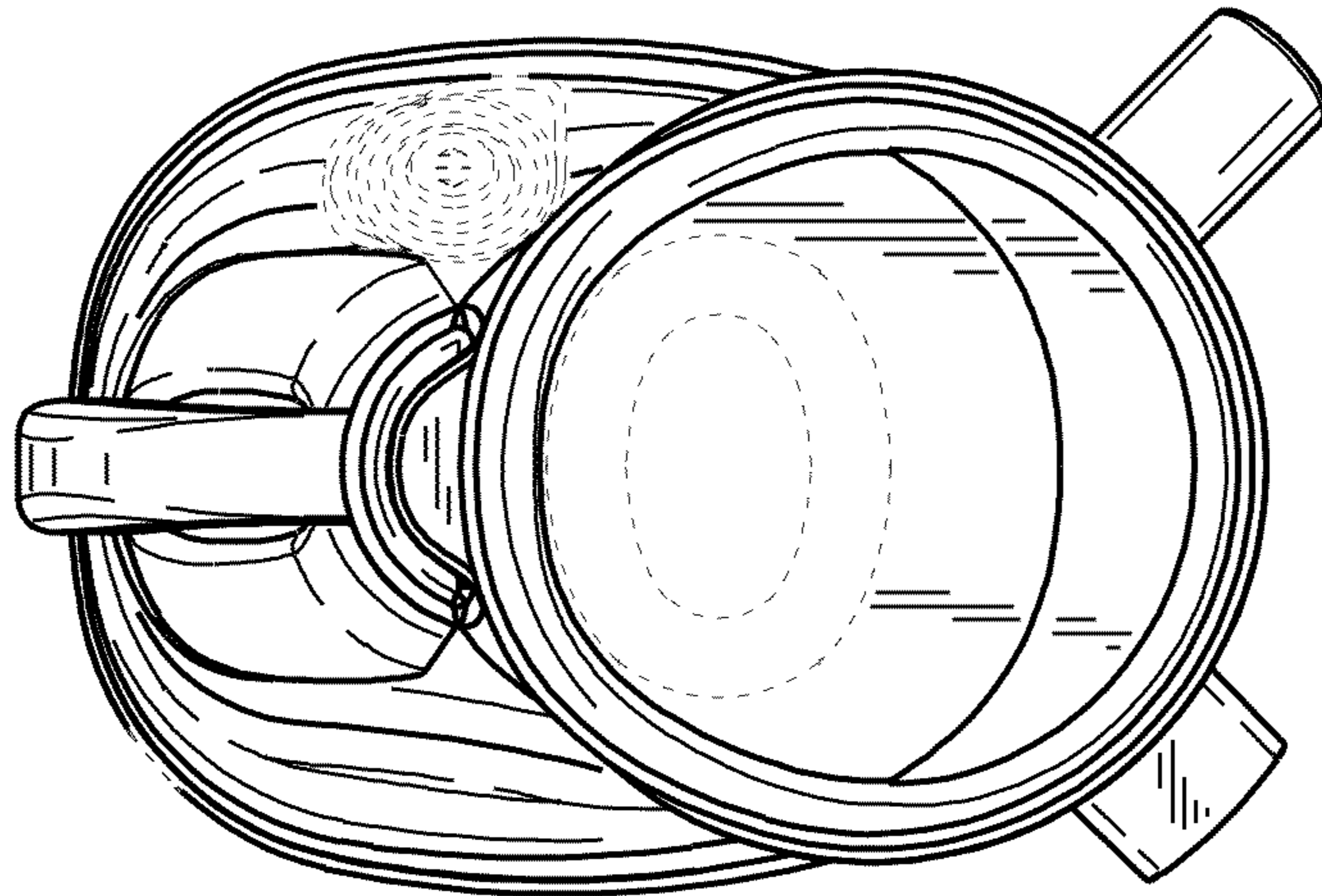


FIG. 6

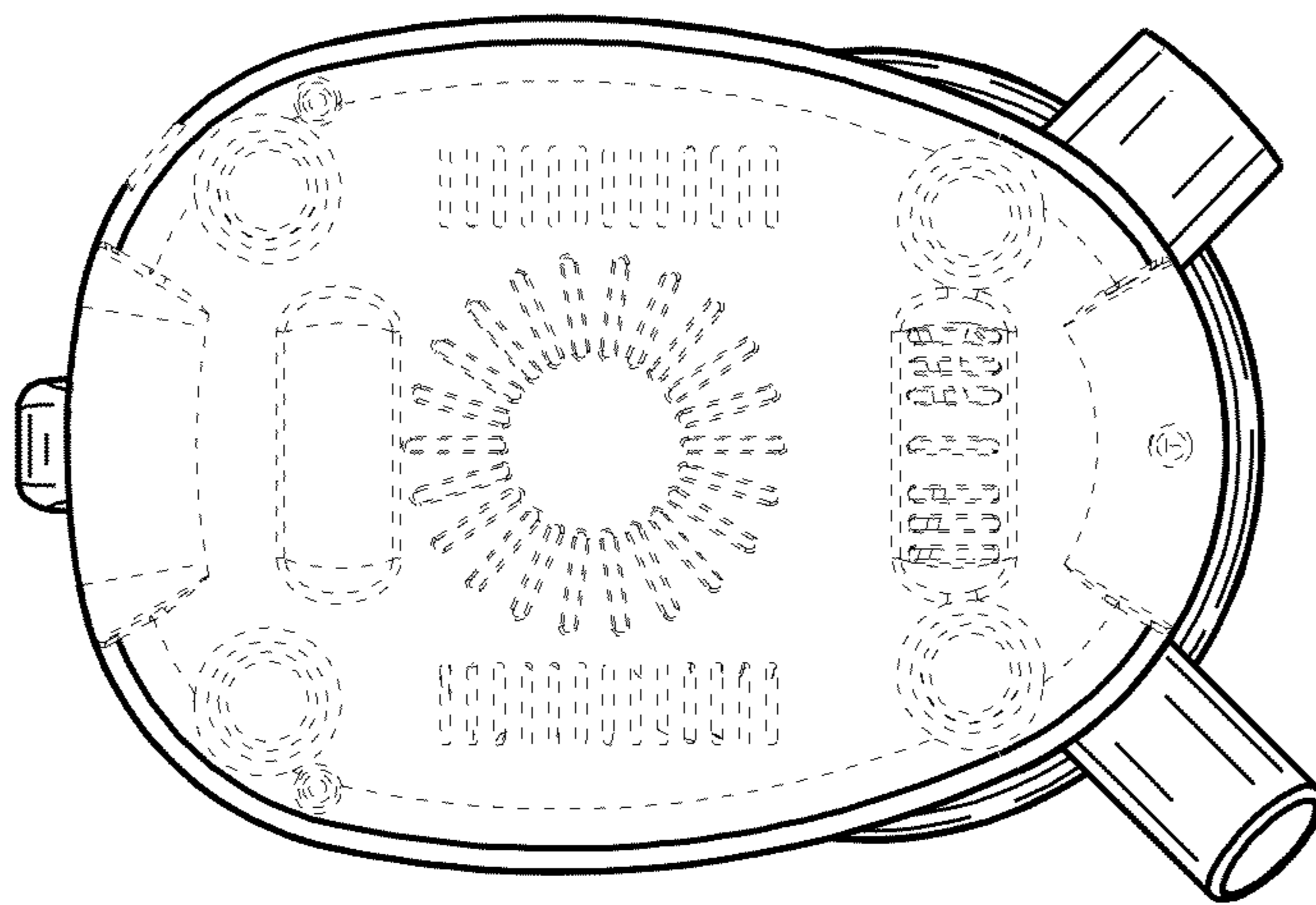


FIG. 7