



US00D718089S

(12) **United States Design Patent**
Rees et al.

(10) **Patent No.:** **US D718,089 S**

(45) **Date of Patent:** **** Nov. 25, 2014**

- (54) **CUP**
- (71) Applicant: **Jackel Trade Marks Pty Ltd**, Bayview (AU)
- (72) Inventors: **Arnold Rees**, Bayview (AU); **Sandra Archer**, Bayview (AU)
- (73) Assignee: **Jackel Trade Marks Pty Ltd** (AU)
- (**) Term: **14 Years**
- (21) Appl. No.: **29/445,929**
- (22) Filed: **Feb. 19, 2013**

5,706,973 A *	1/1998	Robbins et al.	220/714
D519,322 S *	4/2006	Hutton	D7/523
D526,848 S *	8/2006	Bodum	D7/523
D531,452 S *	11/2006	Toth	D7/523
D535,151 S *	1/2007	Seum et al.	D7/510
D547,611 S *	7/2007	Seum et al.	D7/511
D552,422 S *	10/2007	Dretzka	D7/523
D553,308 S *	10/2007	Klein	D30/199
D573,404 S *	7/2008	Wahl	D7/510
D575,987 S *	9/2008	Williams	D7/523
D577,958 S *	10/2008	Homma	D7/510
D577,959 S *	10/2008	Sandberg	D7/523
D612,687 S *	3/2010	Gilbert et al.	D7/509
D622,103 S *	8/2010	Gilbert et al.	D7/510
D627,603 S *	11/2010	Eyal	D7/510
D630,059 S *	1/2011	Gilbert et al.	D7/510
D668,509 S *	10/2012	Beugelsdijk et al.	D7/615
D693,628 S *	11/2013	Tavener et al.	D7/392.1

- (30) **Foreign Application Priority Data**
- Aug. 17, 2012 (AU) 14048/2012
- (51) **LOC (10) Cl.** **07-01**
- (52) **U.S. Cl.**
- USPC **D7/509; D7/510; D7/511**
- (58) **Field of Classification Search**
- CPC A45F 3/16
- USPC D7/510, 511, 512, 523, 507; 220/8, 92, 220/714, 666; 215/11.5; 206/218; D24/197
- See application file for complete search history.

* cited by examiner

Primary Examiner — Marianne Pandozzi

(74) *Attorney, Agent, or Firm* — Cowan, Liebowitz & Latman, P.C.; Mark Montague

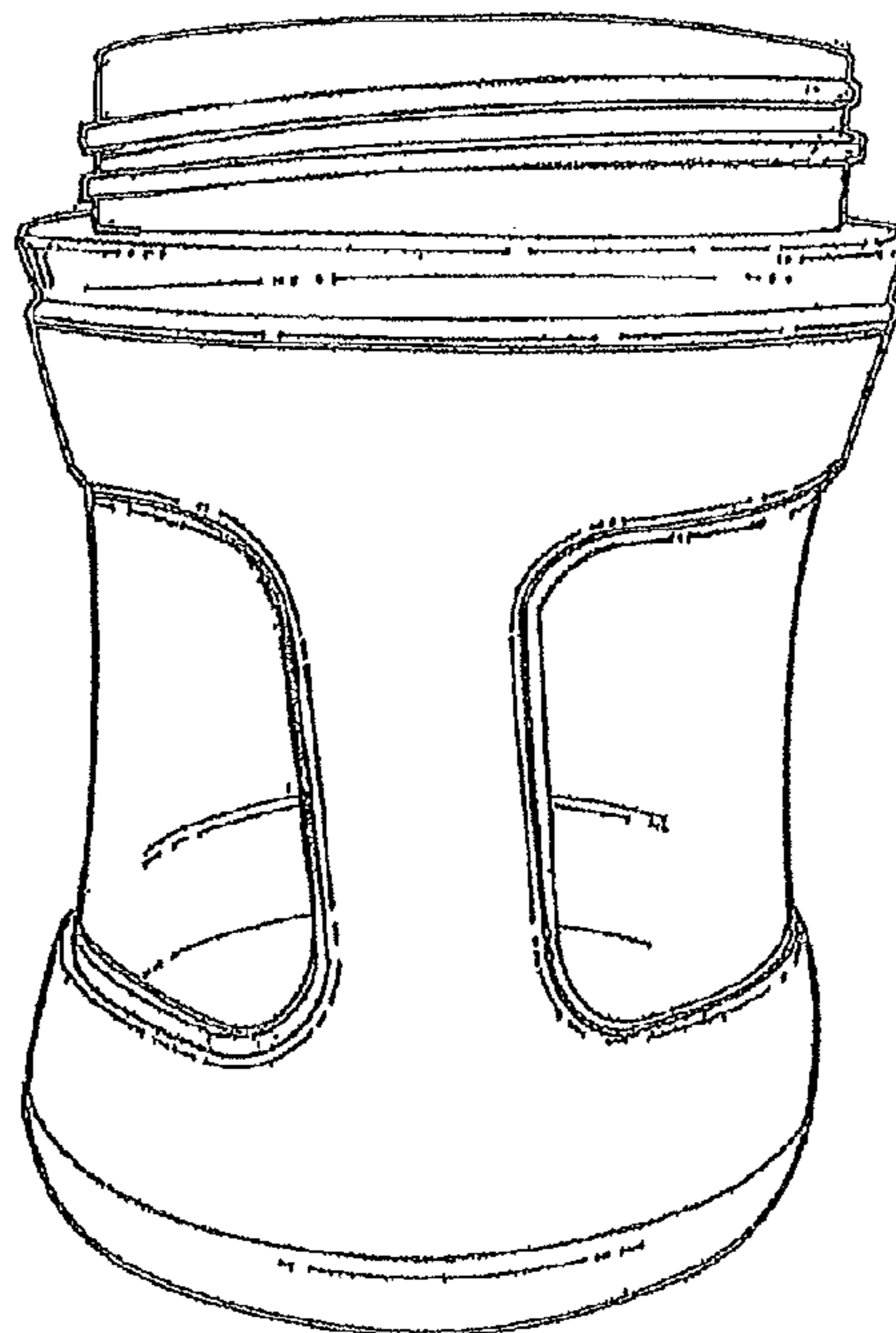
- (56) **References Cited**
- U.S. PATENT DOCUMENTS
- D228,245 S * 8/1973 Achenbach D7/523
- 4,416,370 A * 11/1983 Beall 206/217
- D335,382 S * 5/1993 O'Brien D99/25

(57) **CLAIM**
The ornamental design for a cup, as shown.

DESCRIPTION

FIG. 1 is a front elevational view of the cup of the present invention (the rear elevational view is identical); FIG. 2 is a side elevational thereof (the left and right sides are identical); FIG. 3 is a top plan view thereof; and, FIG. 4 is a bottom plan view thereof.

1 Claim, 4 Drawing Sheets






Fig 1

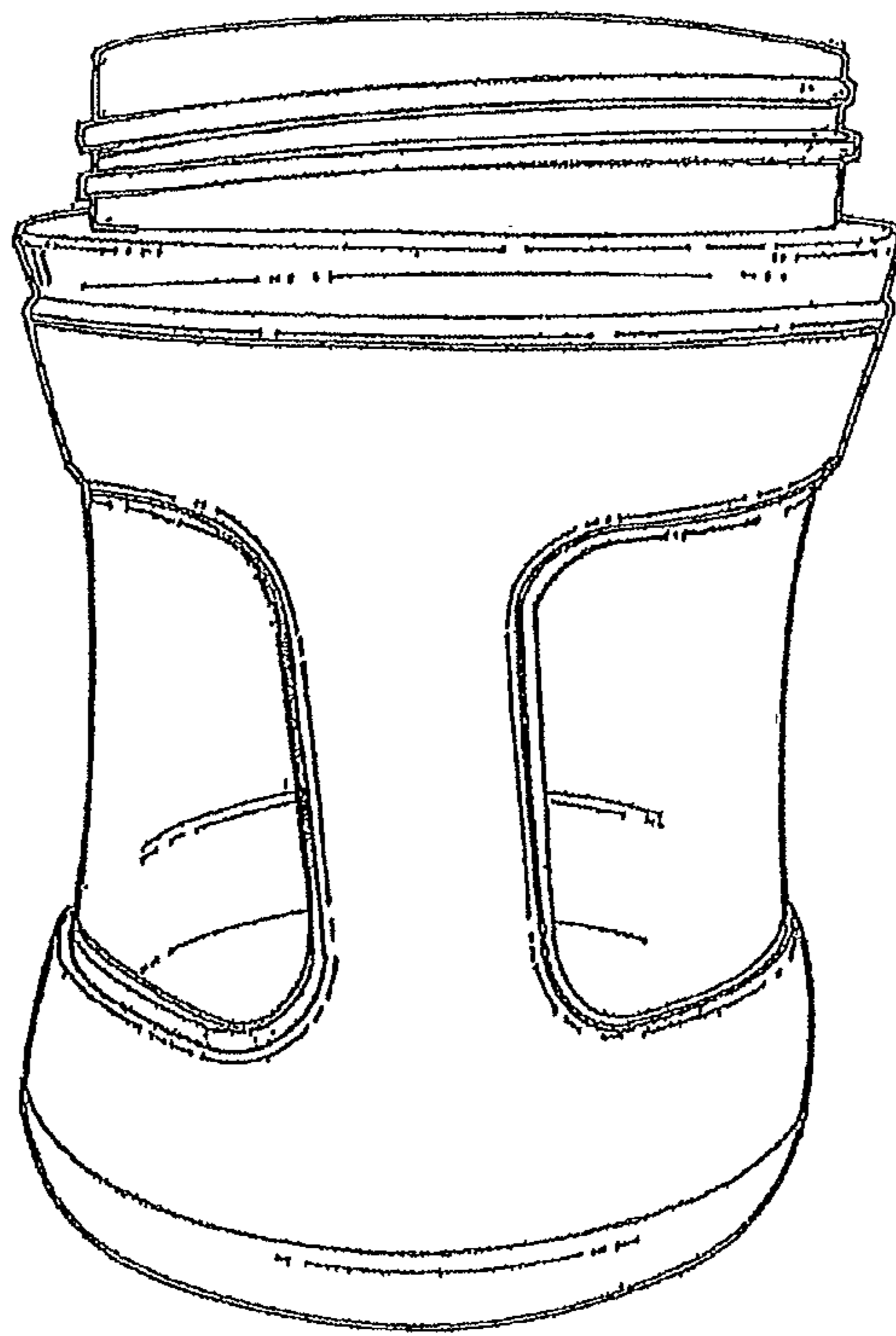


Fig 2

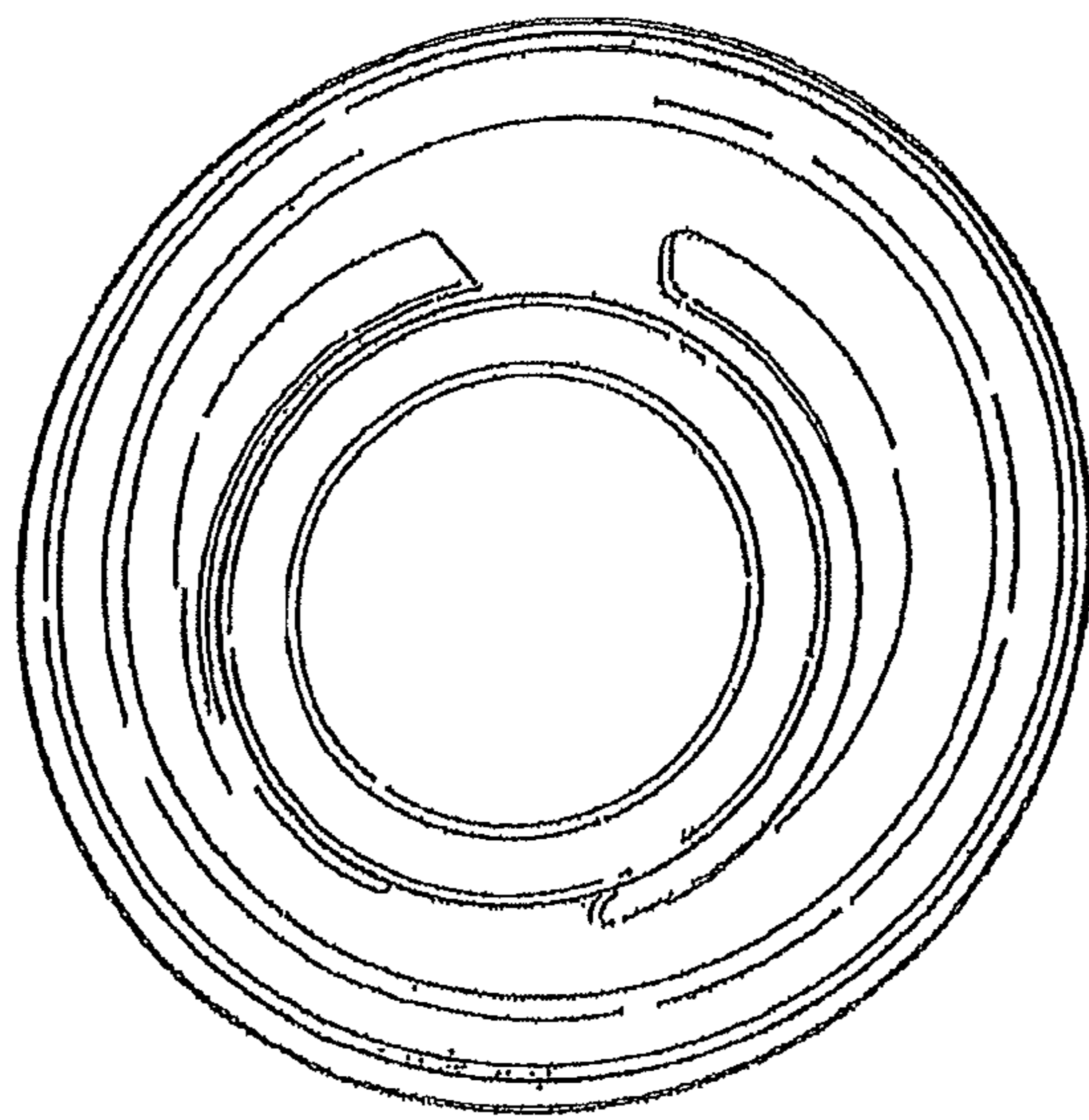


Fig 3

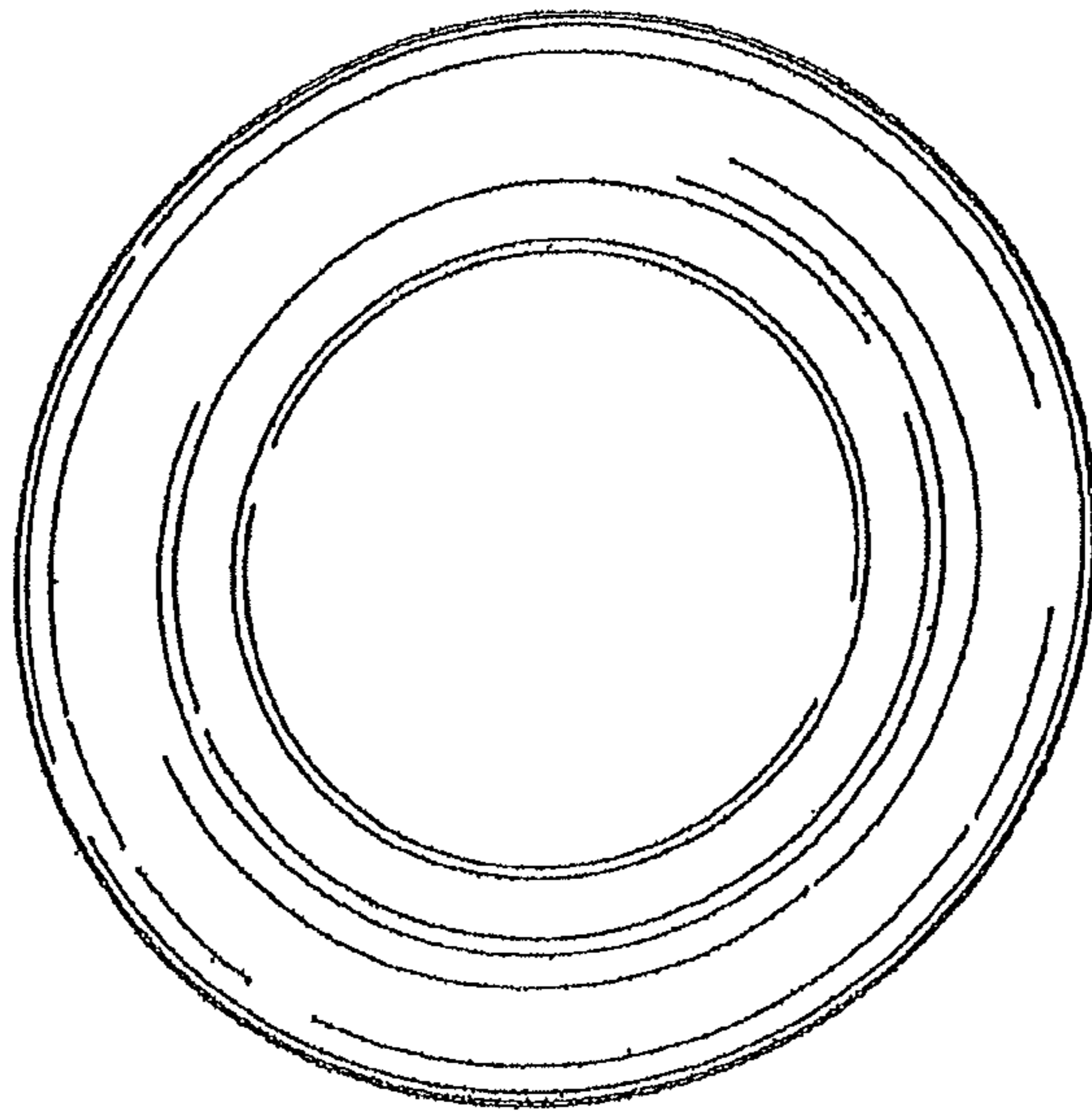


Fig 4