



US00D718077S

(12) **United States Design Patent**
Schneider, Jr. et al.

(10) **Patent No.:** **US D718,077 S**

(45) **Date of Patent:** **** Nov. 25, 2014**

(54) **POINT OF SALE DISPLAY RACK**

(56) **References Cited**

(71) Applicant: **Red Bull GmbH**, Fuschl am See (AT)

U.S. PATENT DOCUMENTS

(72) Inventors: **Daniel Philip Schneider, Jr.**, Salzburg (AT); **Mario Groth**, Fuschl am See (AT); **Thomas Lemmerer**, Salzburg (AT); **Juergen Brenneis**, Pinsdorf (AT); **Stephan Schaden**, Salzburg (AT); **Eric Guoxiong Huang**, Foshan (CN); **Michael Warne**, Mona Vale (AU); **Jeremy Davis**, Newport (AU); **Gareth Jones**, London (GB); **Rohan Whiteford**, London (GB)

D249,301	S	*	9/1978	Ehrlich	D6/464
D289,585	S	*	5/1987	Lord	D6/414
D303,460	S	*	9/1989	Schouten	D6/409
D356,907	S	*	4/1995	Jernigan	D6/463
D397,562	S	*	9/1998	DePottay et al.	D6/468
D421,249	S	*	2/2000	Rooyackers et al.	D13/184
D466,331	S	*	12/2002	Chang	D6/411
D506,331	S	*	6/2005	Quintal	D6/495
D537,654	S	*	3/2007	Chang	D6/467
D591,531	S	*	5/2009	Sparkowski	D6/464
D608,115	S	*	1/2010	Trinh et al.	D6/477
D639,580	S	*	6/2011	Clemence et al.	D6/450
D642,390	S	*	8/2011	West	D6/332
D671,342	S	*	11/2012	Naples et al.	D6/492

(73) Assignee: **Red Bull GmbH**, Fuschl am See (AT)

* cited by examiner

(**) Term: **14 Years**

Primary Examiner — Kelley Donnelly

(21) Appl. No.: **29/493,499**

(74) *Attorney, Agent, or Firm* — TechMark a Law Corp.;
Martin R. Greenstein

(22) Filed: **Jun. 10, 2014**

(57) **CLAIM**

(30) **Foreign Application Priority Data**

The ornamental design for a point of sale display rack, as shown and described.

Dec. 18, 2012	(EP)	002155291-0001
Dec. 18, 2012	(EP)	002155291-0002
Dec. 18, 2012	(EP)	002155291-0003
Dec. 18, 2012	(EP)	002155291-0007
Dec. 18, 2012	(EP)	002155291-0008
Dec. 18, 2012	(EP)	002155291-0009
Dec. 18, 2012	(EP)	002155291-0010

DESCRIPTION

(51) **LOC (10) Cl.** **06-06**

(52) **U.S. Cl.**
USPC **D6/675**

(58) **Field of Classification Search**
USPC D6/396–397, 407, 429, 449, 455–457,
D6/460–463, 465, 468, 474, 478–479, 509,
D6/672, 673, 675–675.1, 675.3–675.4;
211/13.1, 41.1, 71.01, 85.3, 85.4, 59.2,
211/126.12, 126.1, 133.1

FIG. 1 is a front view of the point of sale display rack according to the present invention.
FIG. 2 is a rear view of the point of sale display rack as shown in FIG. 1;
FIG. 3 is a top view of the point of sale display rack as shown in FIG. 1;
FIG. 4 is a left side view of the point of sale display rack as shown in FIG. 1;
FIG. 5 is a right side view of the point of sale display rack as shown in FIG. 1; and,
FIG. 6 is a front left side perspective view of the point of sale display rack as shown in FIG. 1.
The bottom view forms no part of the claimed design and is omitted.

See application file for complete search history.

1 Claim, 6 Drawing Sheets






FIG. 1




FIG. 2




FIG. 3

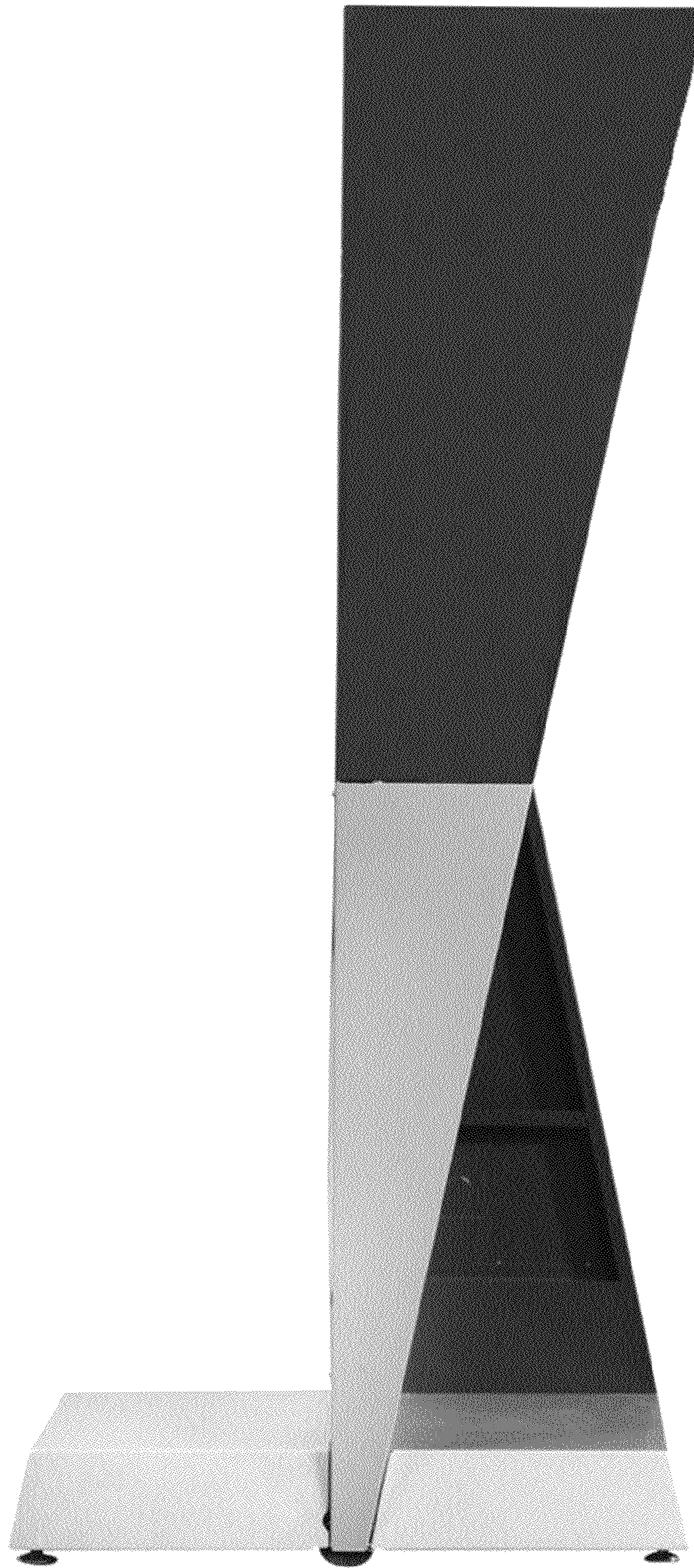


FIG. 4




FIG. 5




FIG. 6