



US00D718076S

(12) **United States Design Patent**
Medley et al.

(10) **Patent No.:** **US D718,076 S**
(45) **Date of Patent:** **** Nov. 25, 2014**

(54) **DRESSER**

(71) Applicant: **Ashley Furniture Industries, Inc.**,
Arcadia, WI (US)

(72) Inventors: **Brian M. Medley**, Onalaska, WI (US);
Philip M. Hoff, Trempealeau, WI (US);
Harry T. Janke, Trempealeau, WI (US)

(73) Assignee: **Ashley Furniture Industries, Inc.**,
Arcadia, WI (US)

(**) Term: **14 Years**

(21) Appl. No.: **29/488,524**

(22) Filed: **Apr. 21, 2014**

(51) **LOC (10) Cl.** **06-04**

(52) **U.S. Cl.**
USPC **D6/671.1**

(58) **Field of Classification Search**
USPC D6/663, 664, 664.1, 667, 671, 671.1,
D6/671.2; 312/138.1, 204, 224, 237,
312/257.1, 249.4, 330.1

See application file for complete search history.

(56) **References Cited**

U.S. PATENT DOCUMENTS

D363,839 S	*	11/1995	Paus	D6/671.1
D374,569 S		10/1996	Paus		
D374,570 S		10/1996	Keller et al.		
D374,783 S		10/1996	Keller et al.		
D384,524 S	*	10/1997	Bergelin	D6/671
D412,413 S	*	8/1999	Keller et al.	D6/671.1
D459,111 S		6/2002	Tobin, Jr.		
D480,897 S		10/2003	Wanek et al.		
D498,370 S	*	11/2004	Paus	D6/671
D499,902 S	*	12/2004	Mohundro	D6/671.1
D500,217 S	*	12/2004	Mohundro	D6/671
D502,337 S	*	3/2005	Mohundro	D6/671

D503,565 S	*	4/2005	Mohundro	D6/671
D509,682 S	*	9/2005	Rozenboom	D6/671
D525,048 S		7/2006	Mohundro		
D552,375 S	*	10/2007	Mohundro	D6/671.1
D560,932 S	*	2/2008	Draheim	D6/671.1
D595,975 S	*	7/2009	Thompson	D6/671.1
D663,548 S		7/2012	Domack et al.		

OTHER PUBLICATIONS

Ashley Furniture, Photograph of Dresser, B463, (2013 or earlier), 1 page.
Ashley Furniture, Photograph of Dresser, B170, (2013 or earlier), 1 page.
Ashley Furniture, Photograph of Dresser, B251, (2013 or earlier), 1 page.
Ashley Furniture, Reference Image 1, (2013 or earlier), 1 page.

* cited by examiner

Primary Examiner — Mimoso De

(74) *Attorney, Agent, or Firm* — McAndrews Held & Malloy, Ltd.

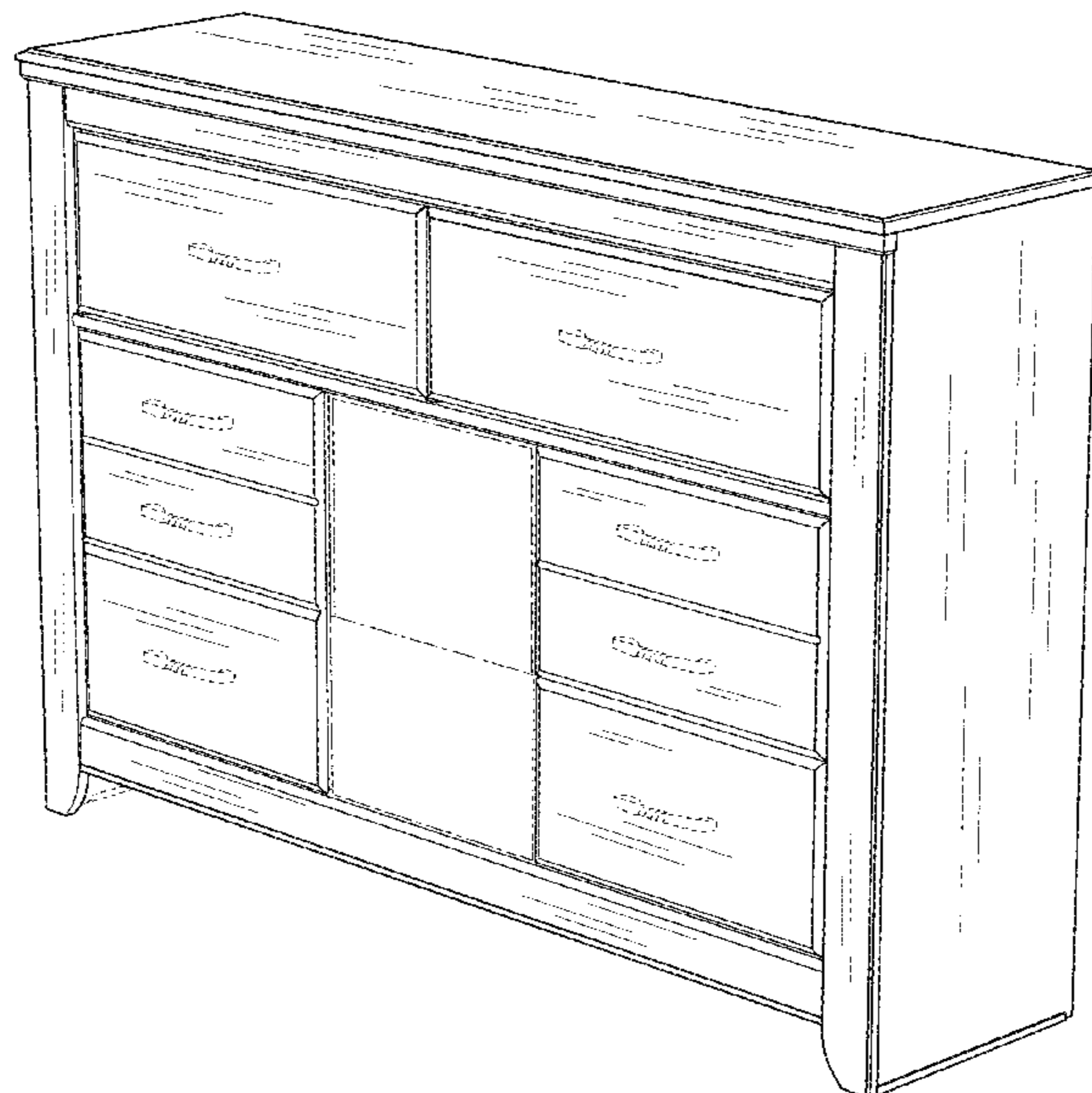
(57) **CLAIM**

The ornamental design for a dresser, as shown and described.

DESCRIPTION

FIG. 1 is a front perspective view of a dresser showing our new design;
FIG. 2 is a front elevation view thereof;
FIG. 3 is a right side elevation view thereof; the left side elevation view being a mirror image thereof; and,
FIG. 4 is a top plan view thereof.
The uneven-length broken lines represent unclaimed boundaries of the claimed design. The even-length broken lines are for environmental purposes only and form no part of the claimed design. Views of the dresser not shown in the figures form no part of the claimed design.

1 Claim, 3 Drawing Sheets






FIG. 1

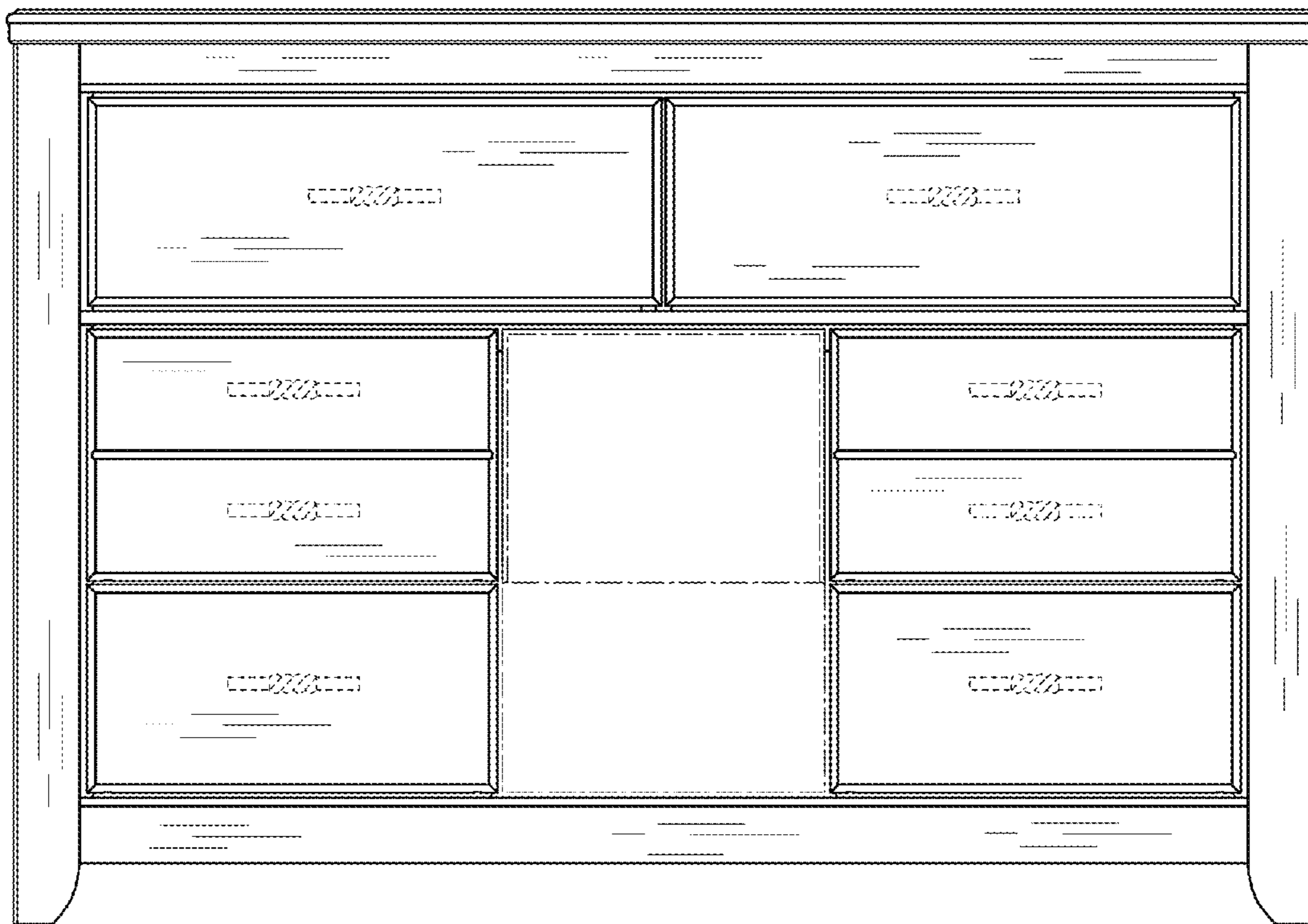


FIG. 2




FIG. 3

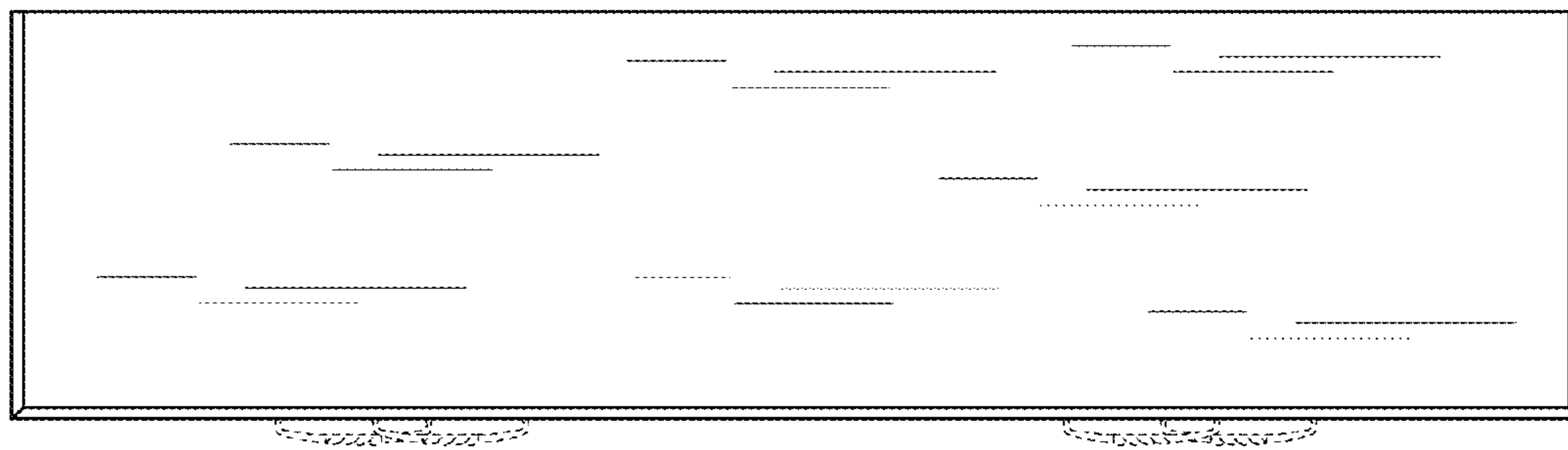


FIG. 4