



US00D718070S

(12) **United States Design Patent**
Everson et al.

(10) **Patent No.:** **US D718,070 S**
(45) **Date of Patent:** **** Nov. 25, 2014**

(54) **BED FRAME**

- (71) Applicant: **Ashley Furniture Industries, Inc.**,
Arcadia, WI (US)
- (72) Inventors: **Terry A. Everson**, Blair, WI (US);
Randy D. Domack, Holmen, WI (US);
Craig C. Bacon, Trempealeau, WI (US)
- (73) Assignee: **Ashley Furniture Industries, Inc.**,
Arcadia, WI (US)
- (**) Term: **14 Years**
- (21) Appl. No.: **29/462,080**
- (22) Filed: **Jul. 30, 2013**
- (51) **LOC (10) Cl.** **06-02**
- (52) **U.S. Cl.**
USPC **D6/393**
- (58) **Field of Classification Search**
USPC D6/382, 383, 384, 389, 393, 394, 718,
D6/718.13, 718.14, 718.19, 718.2, 718.24,
D6/718.22; 5/53.1, 279.1, 280, 281, 2.1
See application file for complete search history.

(56) **References Cited**

U.S. PATENT DOCUMENTS

D293,048 S	*	12/1987	Mann	D6/505
D481,220 S	*	10/2003	Paus	D6/393
D514,350 S	*	2/2006	Berry et al.	D6/393
D561,489 S	*	2/2008	Domack et al.	D6/389
D705,589 S	*	5/2014	Verlander	D6/718.22

OTHER PUBLICATIONS

Baker Furniture-01, Photograph of Bed, (2012 or earlier), 1 page.

Baker Furniture-02, Photograph of Bed, (2012 or earlier), 1 page.
 Baker Furniture-03, Photograph of Bed, (2012 or earlier), 1 page.
 Bernhardt-Bon Maison, Photograph of Bed, (2012 or earlier), 1 page.
 Bernhardt-002, Photograph of Bed, (2012 or earlier), 1 page.
 Bernhardt-003, Photograph of Bed, (2012 or earlier), 1 page.
 Century Furniture-01, Photograph of Bed, (2012 or earlier), 1 page.
 Century Furniture-02, Photograph of Bed, (2012 or earlier), 1 page.
 Drexel Heritage-001, Photograph of Headboard, (2012 or earlier), 1 page.
 Drexel Heritage-002, Photograph of Bed, (2012 or earlier), 1 page.
 Ethan Allen-001, Photograph of Bed, (2012 or earlier), 1 page.
 Marge Carson-01, Photograph of Bed, (2012 or earlier), 1 page.

* cited by examiner

Primary Examiner — Janice Seeger

(74) *Attorney, Agent, or Firm* — McAndrews Held & Malloy, Ltd.

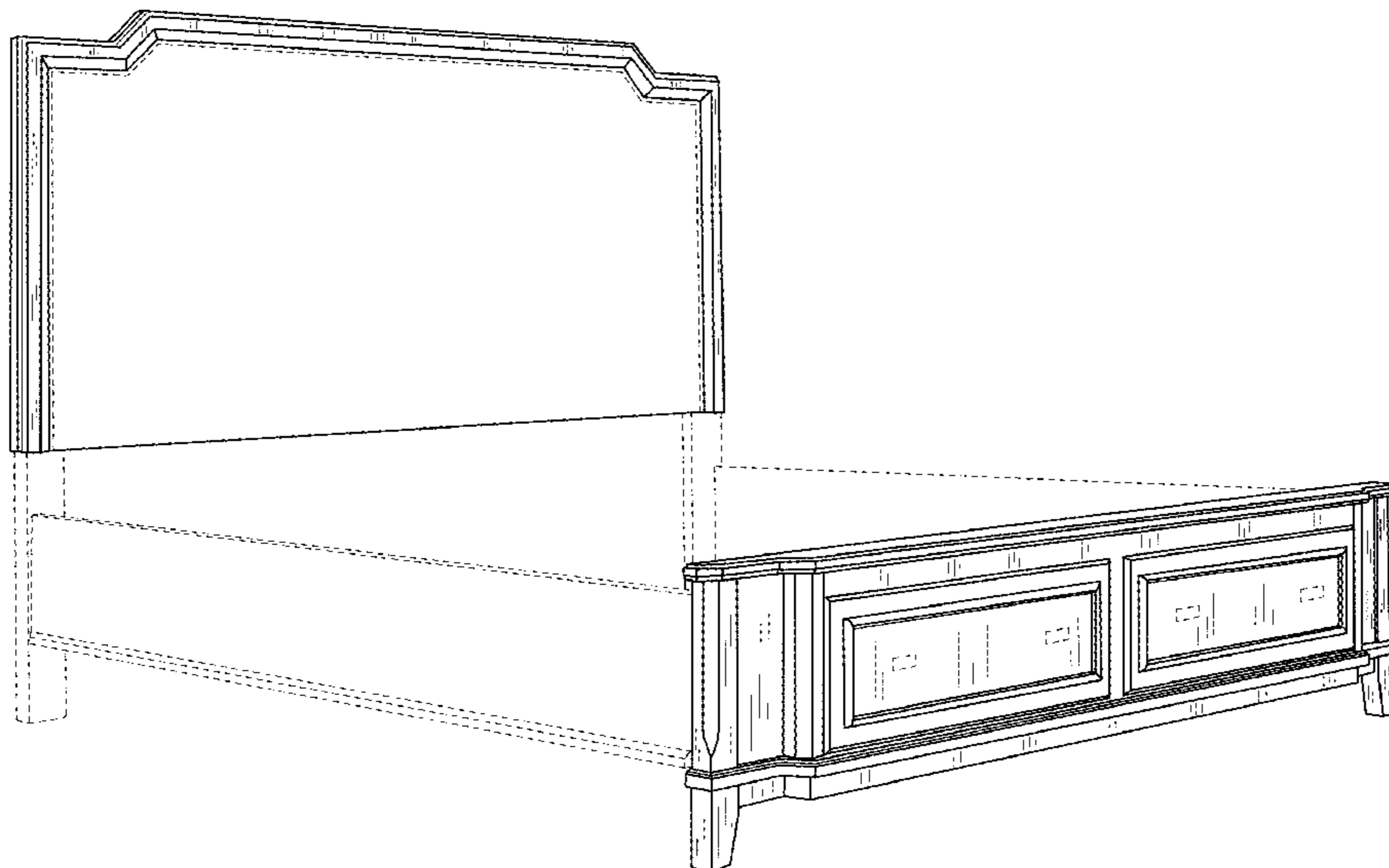
(57) **CLAIM**

The ornamental design for a bed frame, as shown and described.

DESCRIPTION

FIG. 1 is a front elevation view of a bed frame showing our new design;
 FIG. 2 is a left side elevation view thereof; and,
 FIG. 3 is a top plan view thereof.
 The dashed broken lines illustrating portions of the bed frame are for environmental purposes only and form no part of the claimed design. Views of the bed frame that are not shown in the figures form no part of the claimed design. The claim of the current application is directed at the entire bed frame, including both the headboard and the footboard.

1 Claim, 3 Drawing Sheets






FIG. 1




FIG. 2




FIG. 3