



US00D718062S

(12) **United States Design Patent**  
**Hirata et al.**

(10) **Patent No.:** **US D718,062 S**  
(45) **Date of Patent:** **\*\* Nov. 25, 2014**

(54) **FIXATIVE FOR BOLT**

(75) Inventors: **Akihiko Hirata**, Saitama (JP); **Yasushi Ohira**, Tokyo (JP)

(73) Assignees: **KFC Ltd.**, Osaka (JP); **Nichiyu Giken Kogyo Co., Ltd.**, Saitama (JP)

(\*\*) Term: **14 Years**

(21) Appl. No.: **29/423,524**

(22) Filed: **Jun. 1, 2012**

(30) **Foreign Application Priority Data**

Mar. 16, 2012	(JP)	.....	2012-006038
Mar. 16, 2012	(JP)	.....	2012-006039
Mar. 16, 2012	(JP)	.....	2012-006040
Mar. 16, 2012	(JP)	.....	2012-006042

(51) **LOC (10) Cl.** ..... **06-07**

(52) **U.S. Cl.**  
USPC ..... **D6/300**

(58) **Field of Classification Search**  
USPC ..... D1/105, 199; D6/300, 601, 718.26;  
D8/70, 349, 382, 397, 499; D24/127,  
D24/206, 211, 215; 5/636, 644; 411/372.5,  
411/373, 404, 429, 431, 432; 428/34.9  
See application file for complete search history.

(56) **References Cited**

**U.S. PATENT DOCUMENTS**

D257,200 S *	10/1980	LaRocca	.....	D6/601
4,804,733 A *	2/1989	Bataille	.....	428/34.9

(Continued)

**FOREIGN PATENT DOCUMENTS**

JP	64-14300	1/1989
JP	H11-117699	10/1997

**OTHER PUBLICATIONS**

Decision of Trial, Japanese Trial No. 2013-6829, Design Application No. 2012-06038, dated Jan. 21, 2014 and its English translation.

(Continued)

*Primary Examiner* — Ricky Pham

(74) *Attorney, Agent, or Firm* — McDonald Hopkins LLC

(57) **CLAIM**

The ornamental design of a fixative for a bolt, as shown and described.

**DESCRIPTION**

FIG. 1 is a perspective view of a fixative for bolt showing our new design;

FIG. 2 is a top view thereof;

FIG. 3 is a front view thereof;

FIG. 4 is a bottom view thereof;

FIG. 5 is a back view thereof;

FIG. 6 is a right view thereof;

FIG. 7 is a left view thereof;

FIG. 8 is a large view of left side of plan view thereof;

FIG. 9 is a perspective view of a second embodiment of a fixative for bolt showing our new design;

FIG. 10 is a top view thereof;

FIG. 11 is a front view thereof;

FIG. 12 is a bottom view thereof;

FIG. 13 is a back view thereof;

FIG. 14 is a right view thereof;

FIG. 15 is a left view thereof;

FIG. 16 is a large view of left side of plan view thereof;

FIG. 17 is a perspective view of a third embodiment of a fixative for bolt showing our new design;

FIG. 18 is a top view thereof;

FIG. 19 is a front view thereof;

FIG. 20 is a bottom view thereof;

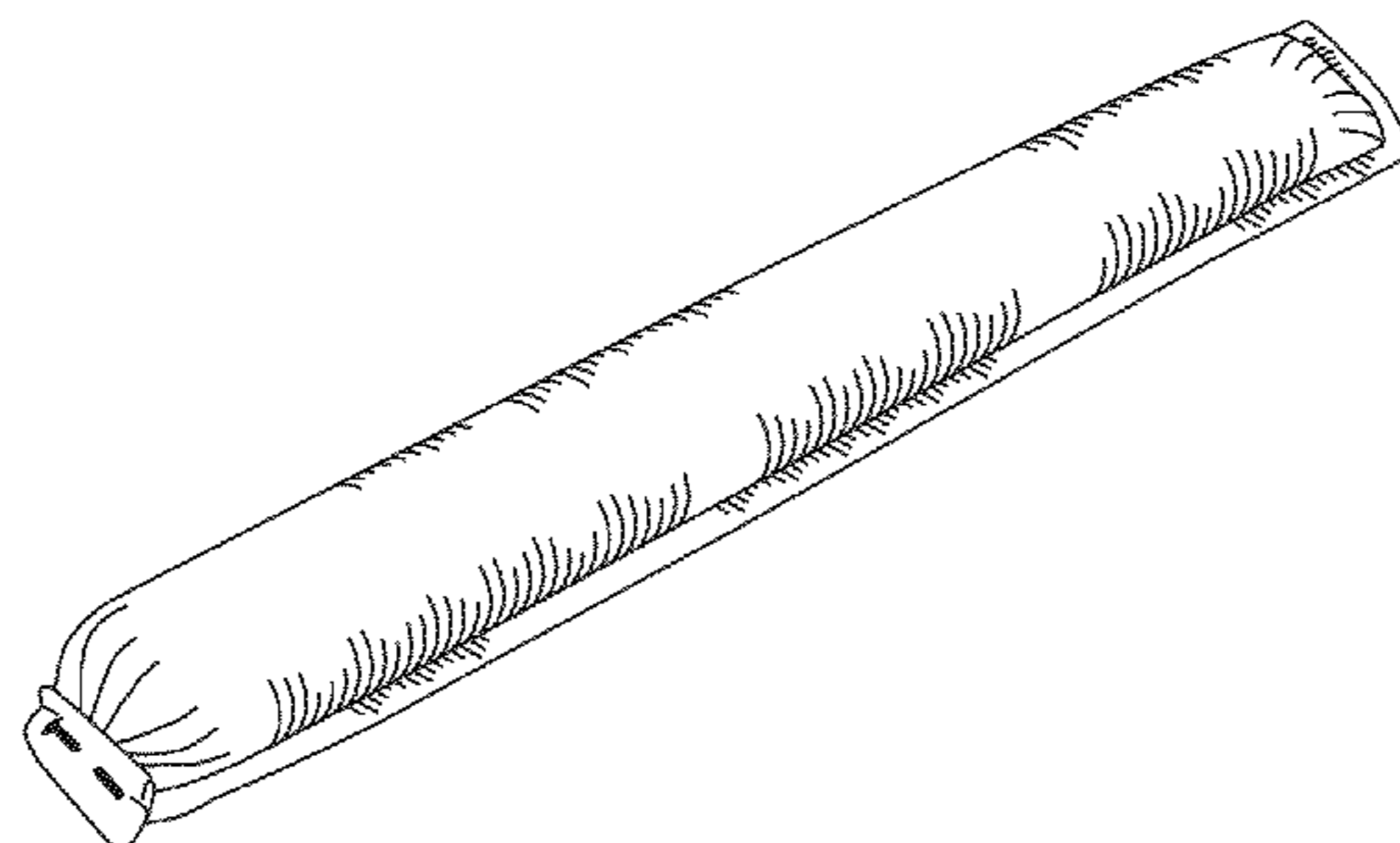
FIG. 21 is a back view thereof;

FIG. 22 is a right view thereof;

FIG. 23 is a left view thereof; and,

FIG. 24 is a large view of left side of plan view thereof.

**1 Claim, 9 Drawing Sheets**



(56)

**References Cited**

U.S. PATENT DOCUMENTS

5,375,278	A *	12/1994	VanWinkle et al.	5/644
5,584,086	A *	12/1996	VanWinkle et al.	5/644
D416,427	S *	11/1999	Pecora et al.	D6/601
D446,677	S *	8/2001	Hall et al.	D6/601
D540,506	S *	4/2007	Hihnala et al.	D1/105
D556,333	S *	11/2007	Hoffman et al.	D24/206
D655,888	S *	3/2012	Mingyun et al.	D1/199

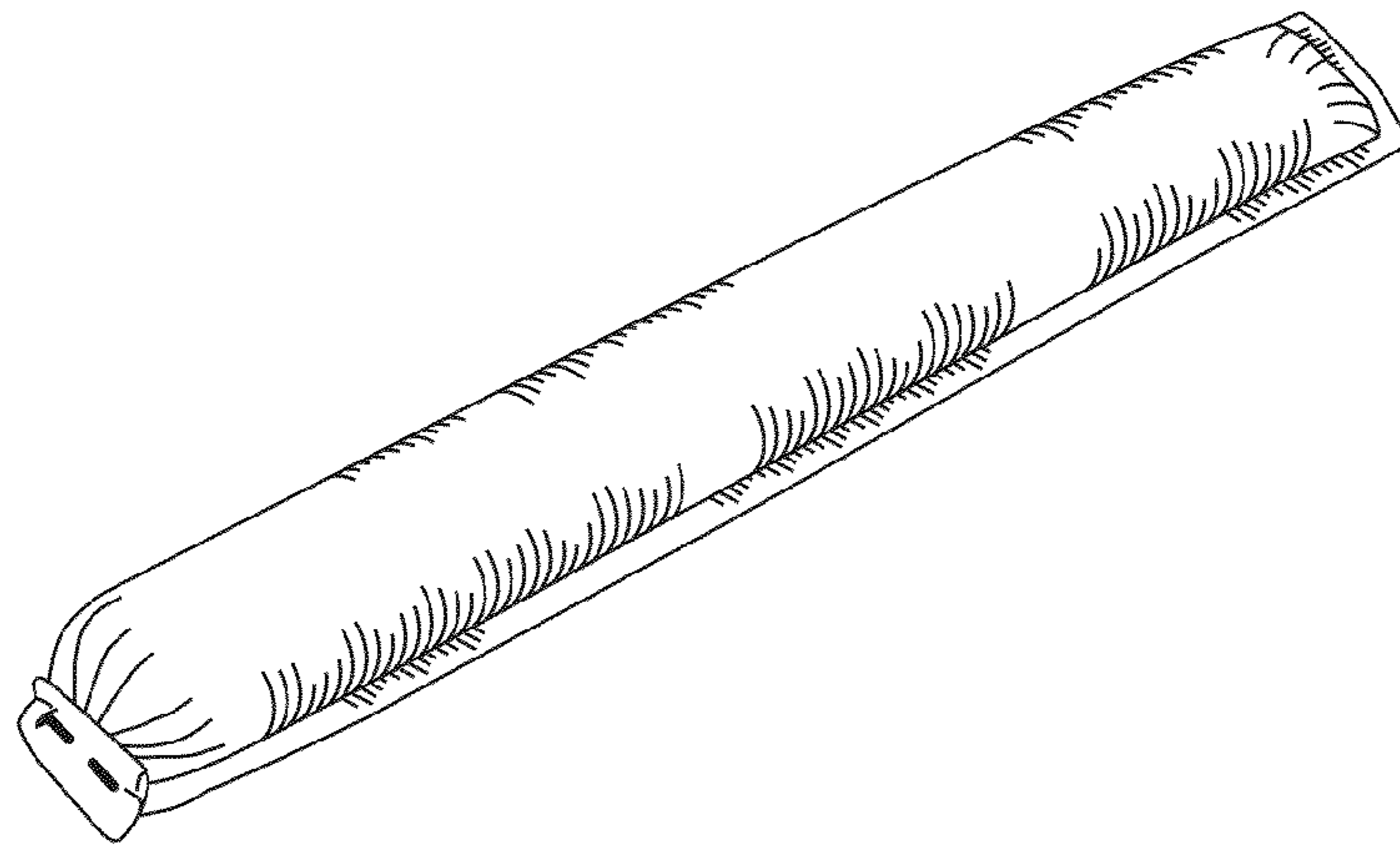
OTHER PUBLICATIONS

Decision of Trial, Japanese Trial No. 2013-6830, Design Application No. 2012-06039, dated Jan. 21, 2014 and its English translation.  
 Decision of Trial, Japanese Trial No. 2013-6831, Design Application No. 2012-06040, dated Jan. 21, 2014 and its English translation.  
 Decision of Trial, Japanese Trial No. 2013-6832, Design Application No. 2012-06042, dated Jan. 21, 2014 and its English translation.  
 Japanese Trial No. 2013-6829, Design Application No. 2012-06038, dated Oct. 2, 2013 and its English translation.  
 Japanese Trial No. 2013-6830, Design Application No. 2012-06039, dated Oct. 2, 2013 and its English translation.

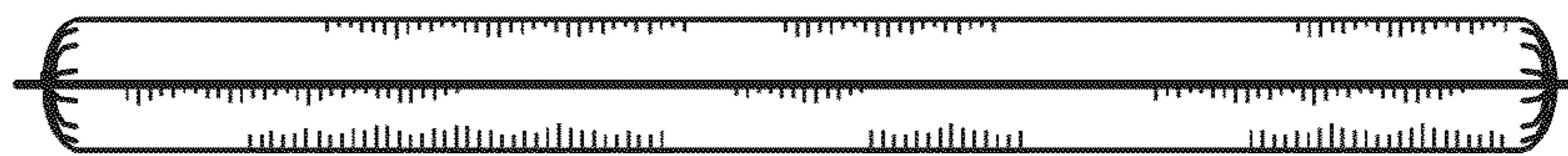
Japanese Trial No. 2013-6831, Design Application No. 2012-06040, dated Oct. 2, 2013 and its English translation.  
 Japanese Trial No. 2013-6832, Design Application No. 2012-06042, dated Oct. 2, 2013 and its English translation.  
 Japanese Final Office Action for Application No. 2012-006038, dated Feb. 26, 2013, and its English translation.  
 Japanese Final Office Action for Application No. 2012-006039, dated Feb. 26, 2013, and its English translation.  
 Japanese Final Office Action for Application No. 2012-006040, dated Feb. 26, 2013, and its English translation.  
 Japanese Final Office Action for Application No. 2012-006042, dated Feb. 26, 2013, and its English translation.  
 Japanese Office Action for Application No. 2012-006042, dated Oct. 2, 2012 and its English translation.  
 Japanese Office Action for Application No. 2012-006038, dated Oct. 2, 2012 and its English translation.  
 Japanese Office Action for Application No. 2012-006039, dated Oct. 2, 2012 and its English translation.  
 Japanese Office Action for Application No. 2012-006040, dated Oct. 2, 2012 and its English translation.

\* cited by examiner

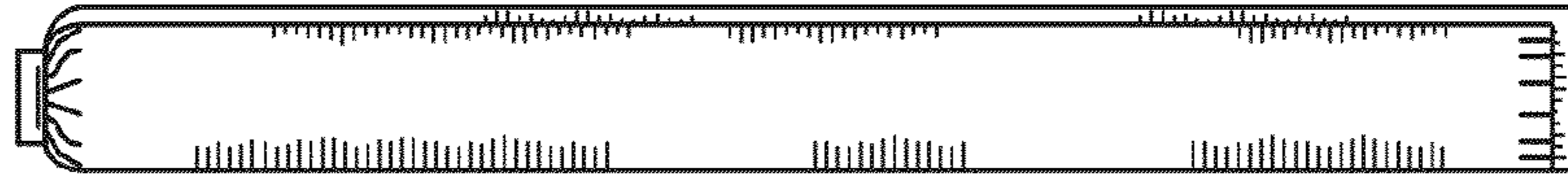
*Fig 1*



*Fig 2*




*Fig 3*



*Fig 4*



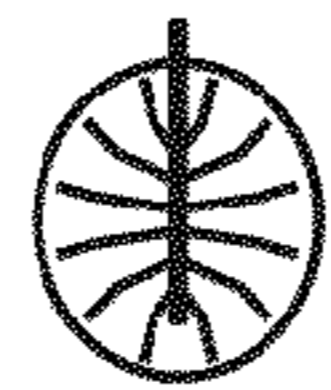
*Fig 5*



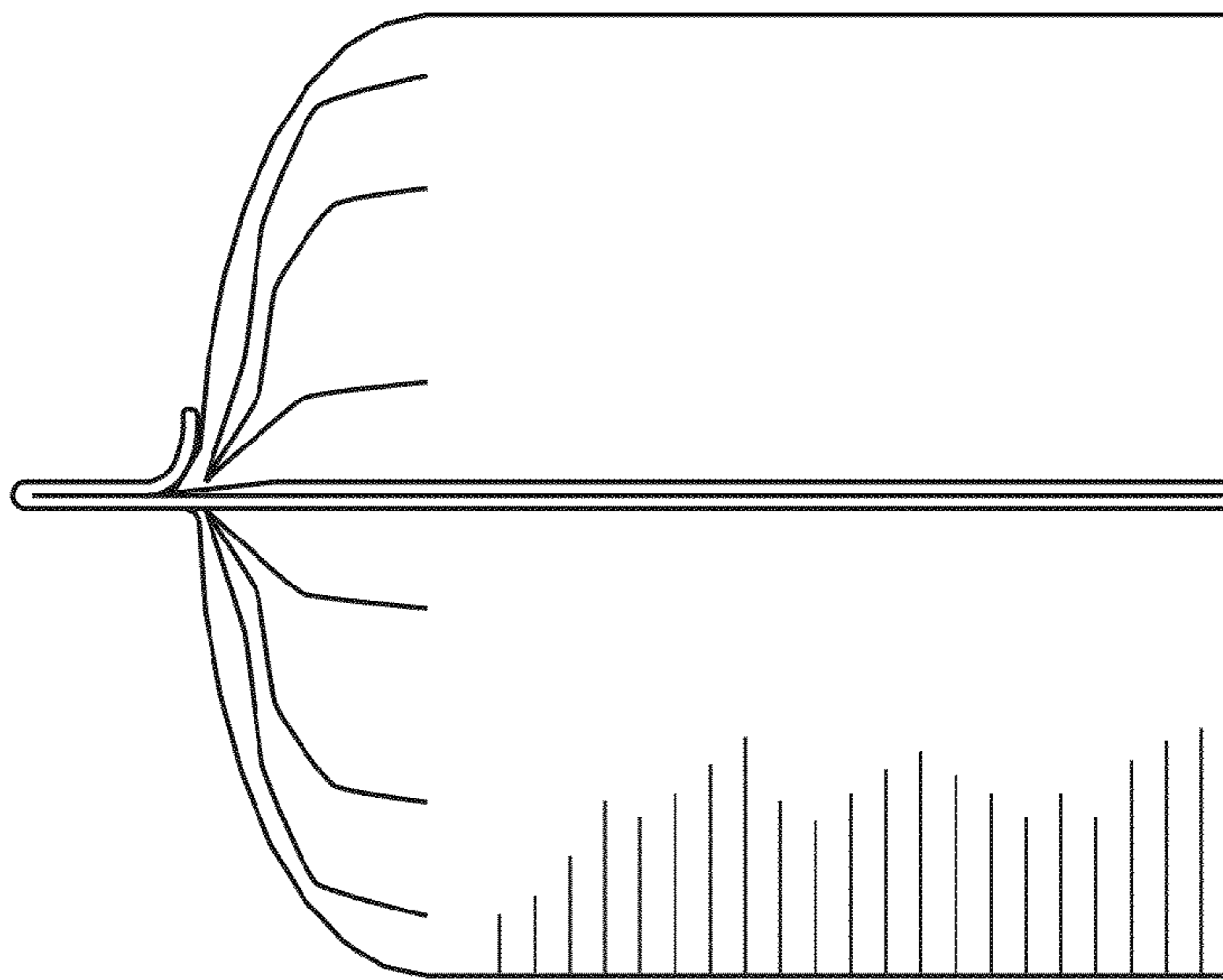
*Fig 6*



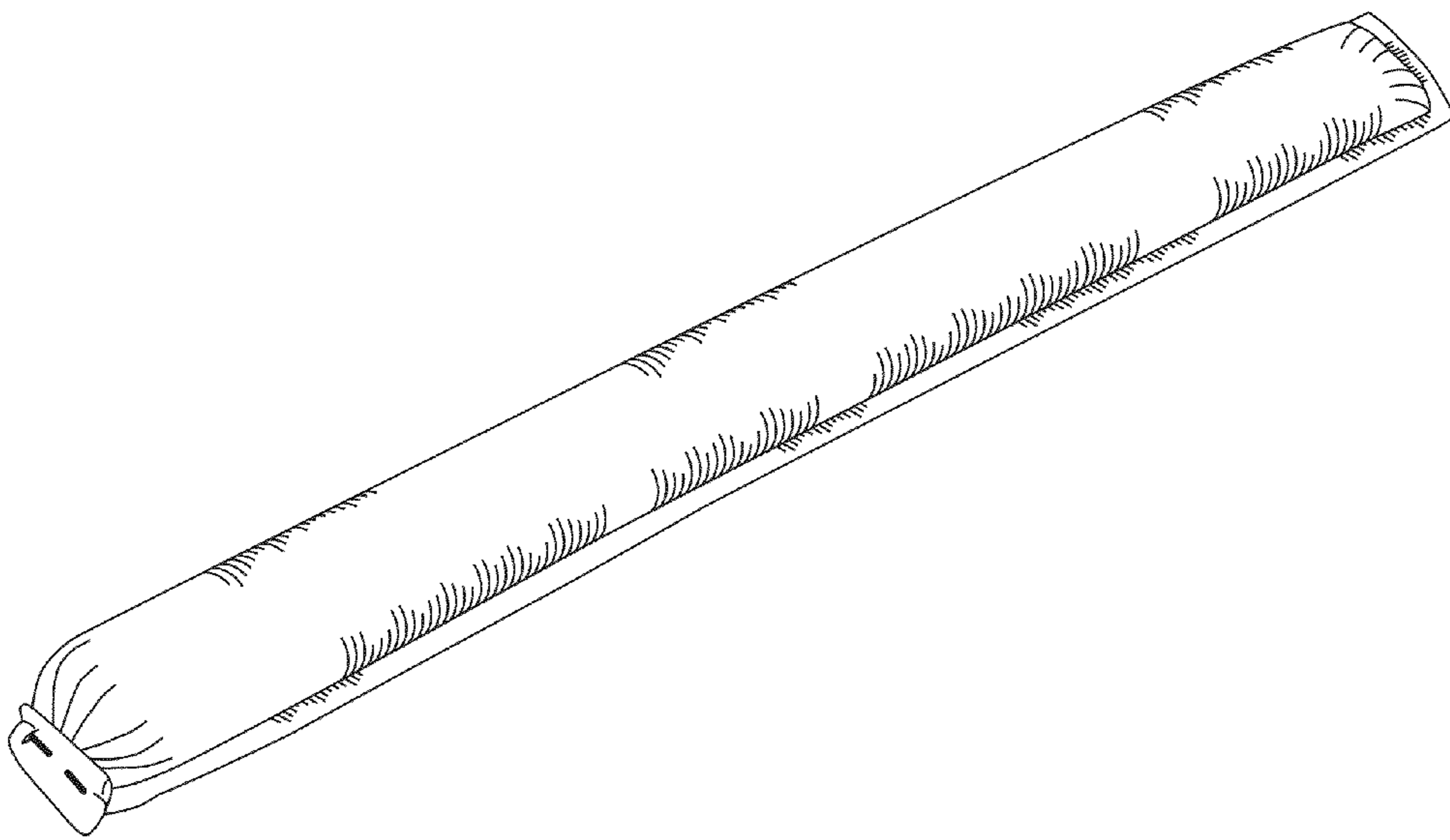
*Fig 7*



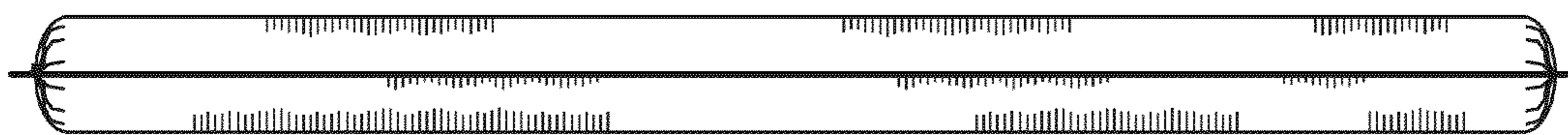
*Fig 8*



*Fig 9*



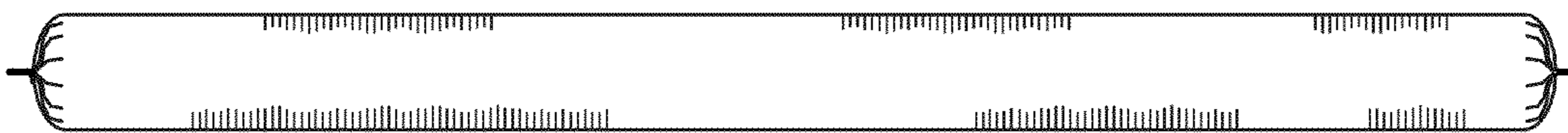
*Fig 10*



*Fig 11*



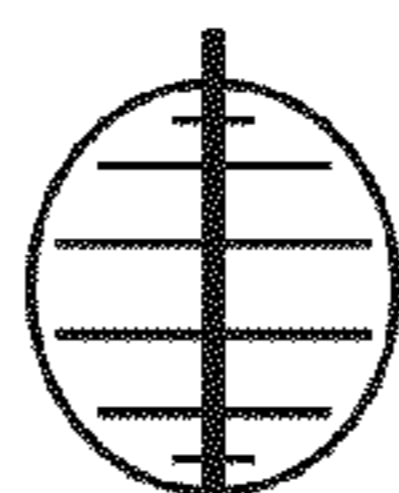
*Fig 12*



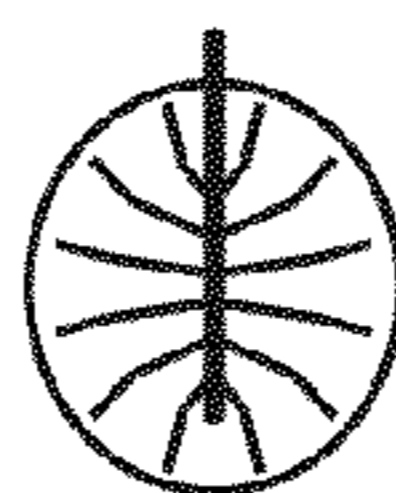
*Fig 13*



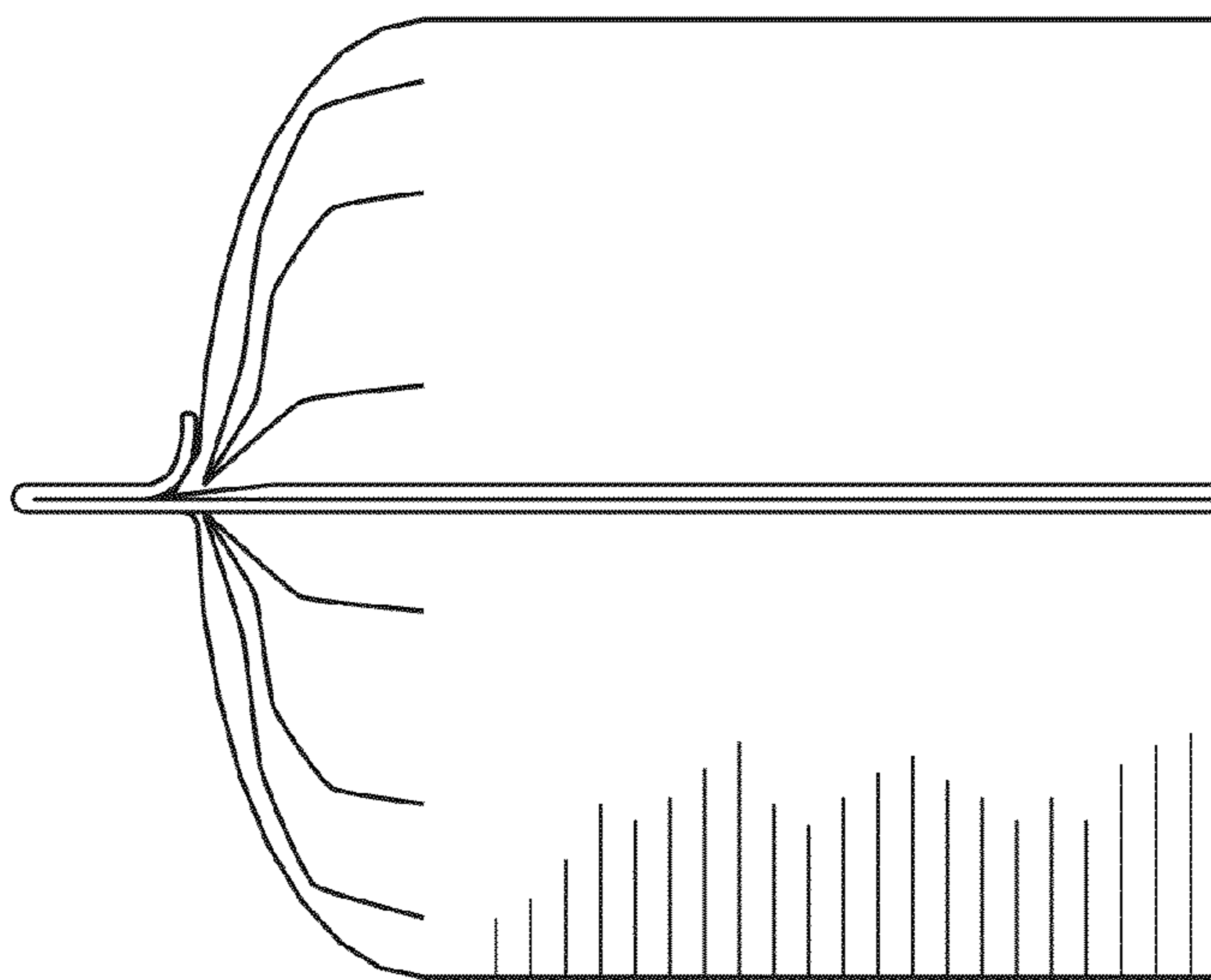
*Fig 14*



*Fig 15*

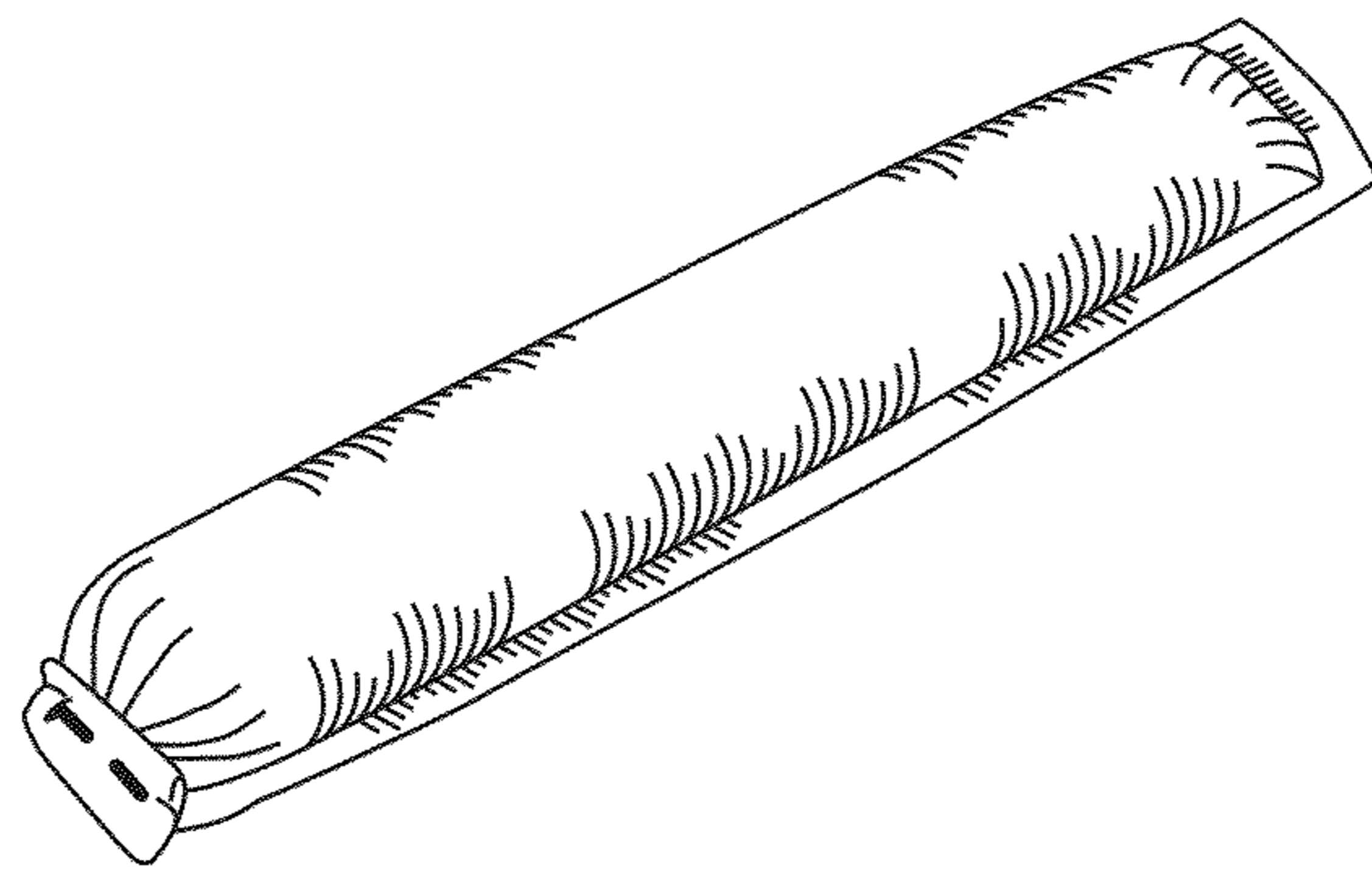


*Fig 16*






*Fig 17*




*Fig 18*




*Fig 19*



*Fig 20*



*Fig 21*



*Fig 22*



*Fig 23*



*Fig 24*

