



US00D718055S

(12) **United States Design Patent**
Rosensteel

(10) **Patent No.:** **US D718,055 S**

(45) **Date of Patent:** **** Nov. 25, 2014**

(54) **ERGONOMIC HANDLE-COVERING DEVICE**

(71) Applicant: **Ronald E. Rosensteel**, Shirleysburg, PA
(US)

(72) Inventor: **Ronald E. Rosensteel**, Shirleysburg, PA
(US)

(**) Term: **14 Years**

(21) Appl. No.: **29/462,000**

(22) Filed: **Jul. 30, 2013**

(51) **LOC (10) Cl.** **03-01**

(52) **U.S. Cl.**
USPC **D3/328**; D3/318; D9/434

(58) **Field of Classification Search**
USPC D3/318, 328; 294/171, 137; D9/434;
D8/315

See application file for complete search history.

(56) **References Cited**

U.S. PATENT DOCUMENTS

2,448,894	A	9/1947	Laus	
3,912,140	A *	10/1975	Franges	294/166
D317,246	S *	6/1991	Driscoll	D9/434
5,199,758	A	4/1993	Howell	
5,356,190	A	10/1994	Torres	
D367,817	S *	3/1996	Halpin et al.	D9/434

D372,425	S	8/1996	Kirkwood	
D372,865	S *	8/1996	Stowell et al.	D9/434
D374,621	S	10/1996	Salazar, Jr.	
5,651,575	A	7/1997	Bystrom et al.	
5,738,401	A	4/1998	Fan	
D411,093	S *	6/1999	Selig et al.	D8/321
D436,036	S	1/2001	Manseau	
6,719,342	B2 *	4/2004	Shinmoto et al.	294/171
D532,972	S *	12/2006	Dixon	D3/318
7,819,449	B2	10/2010	Johnson	

* cited by examiner

Primary Examiner — Holly Baynham

(57) **CLAIM**

I claim the ornamental design for the ergonomic handle-covering device, as shown and described.

DESCRIPTION

FIG. 1 is a side view of the ergonomic handle-covering device.

FIG. 2 is an end view of the claimed design.


FIG. 3 is a top view of the claimed design.

FIG. 4 is a bottom side view of the claimed design; and,

FIG. 5 is a reduced scale perspective view of the claimed design.

The broken lines showing a handle and a bag are for the purposes of illustrating environment and form no part of the claimed design.

1 Claim, 5 Drawing Sheets






FIG. 1

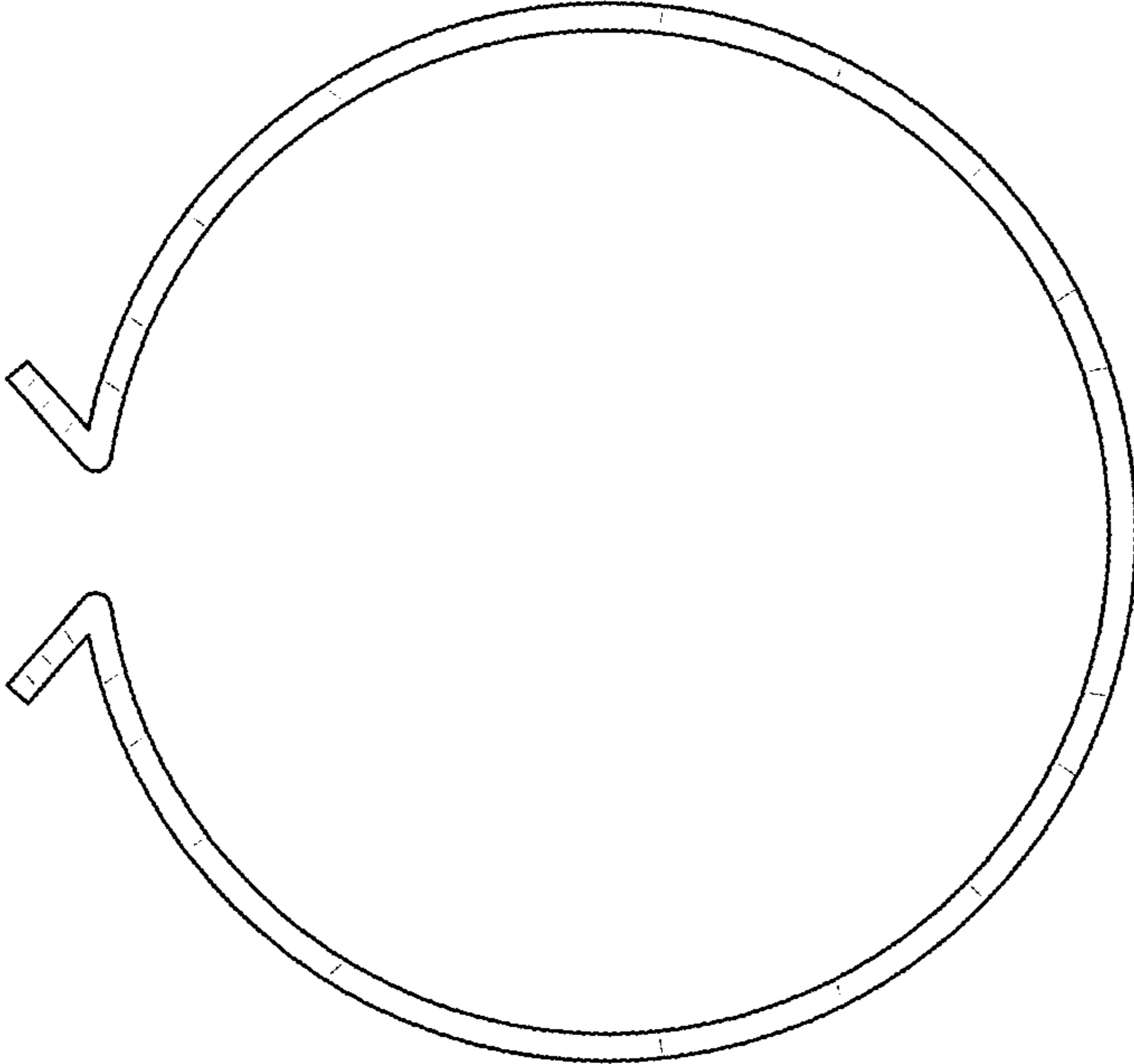


FIG. 2

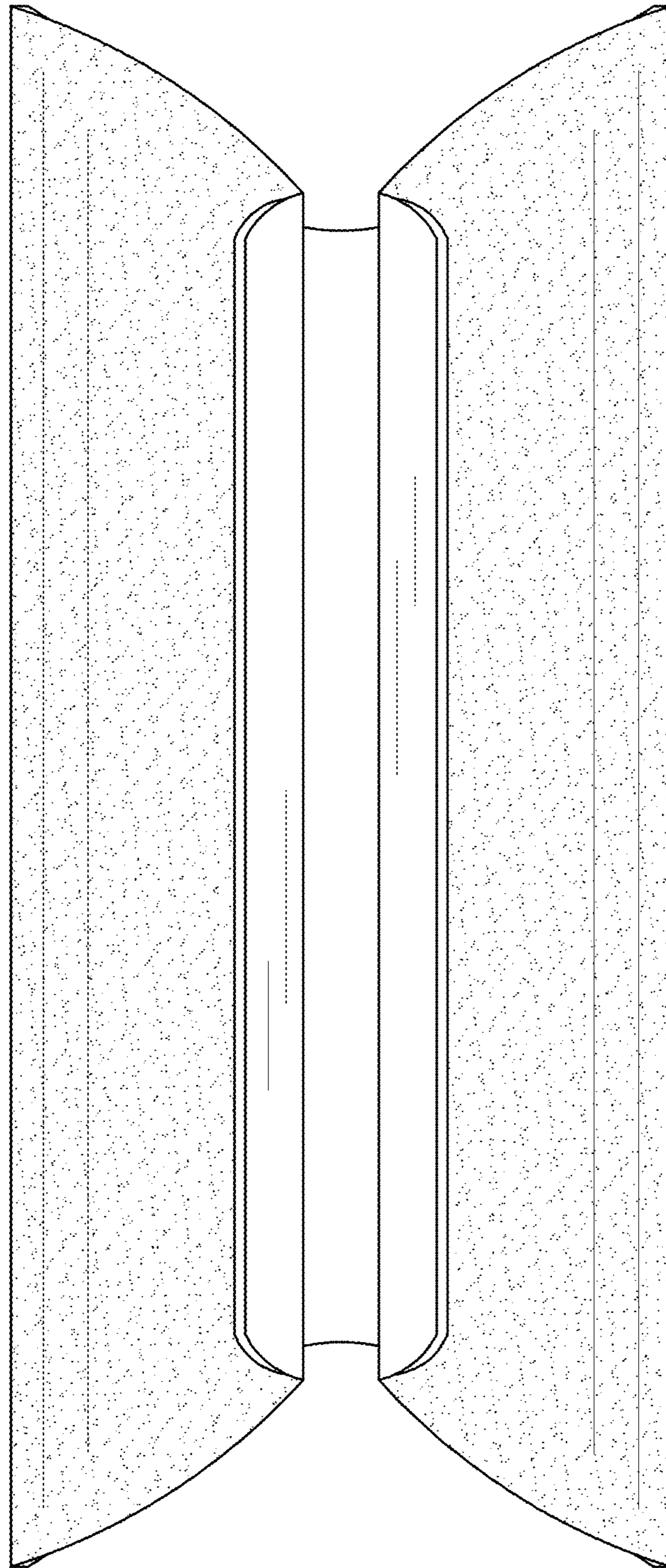


FIG. 3




FIG. 4

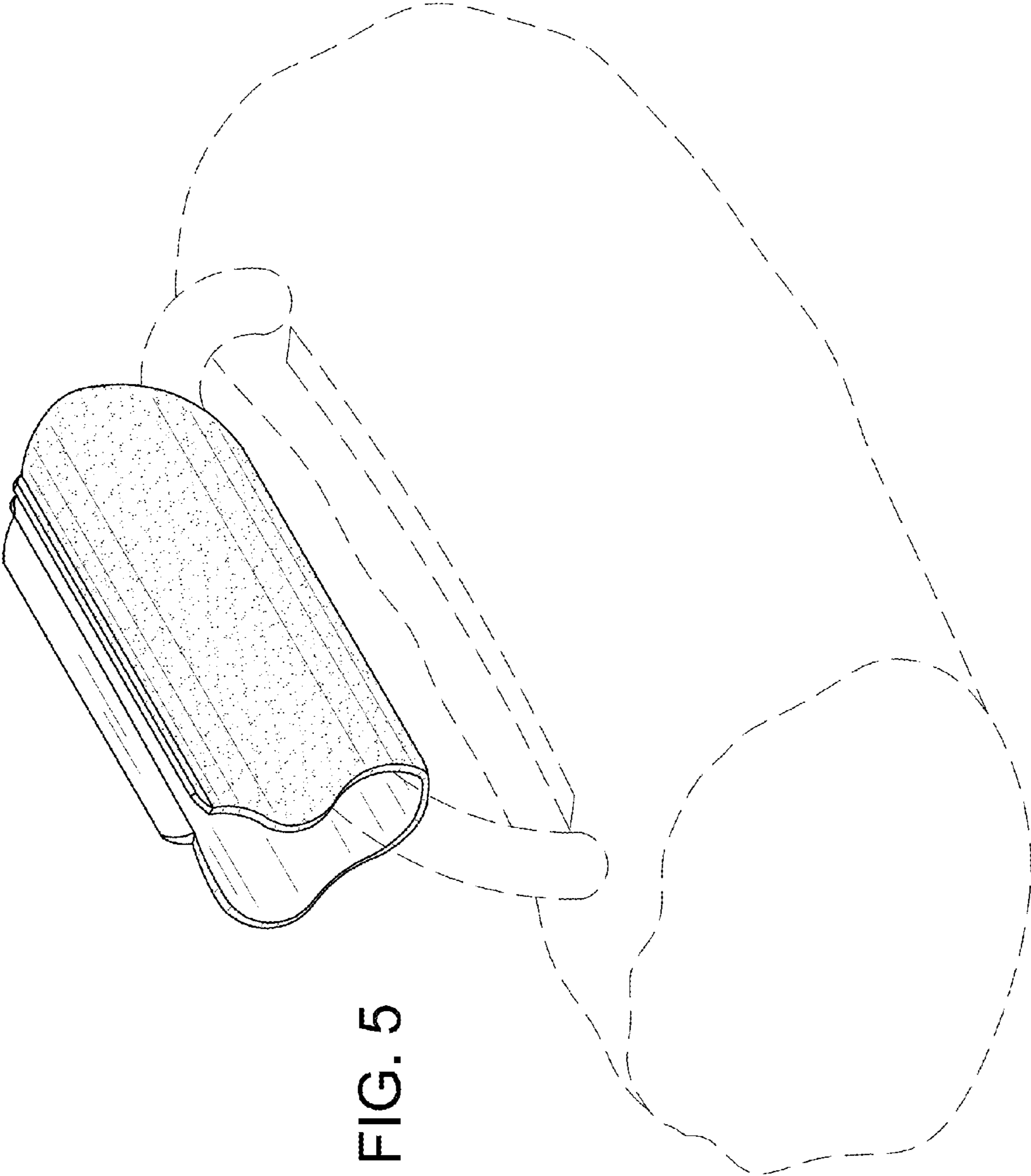


FIG. 5