



US00D718053S

(12) **United States Design Patent**  
**McFreen**

(10) **Patent No.:** **US D718,053 S**

(45) **Date of Patent:** **\*\* Nov. 25, 2014**

(54) **COLLAPSIBLE STORAGE BAG**

(71) Applicant: **Padraic C. McFreen**, Carmel, IN (US)

(72) Inventor: **Padraic C. McFreen**, Carmel, IN (US)

(\*\*) Term: **14 Years**

(21) Appl. No.: **29/475,767**

(22) Filed: **Dec. 6, 2013**

(51) **LOC (10) Cl.** ..... **03-01**

(52) **U.S. Cl.**

USPC ..... **D3/301**; D3/289; D3/279

(58) **Field of Classification Search**

USPC ..... D3/216, 217, 232, 231, 276–289, 226,  
D3/225, 230, 290, 291, 299, 301, 218, 304,  
D3/307, 308, 309, 274, 215, 316, 243;  
D7/605, 607, 705, 113, 114; D34/7,  
D34/11; 206/316.1, 316.2, 316.3, 915.1;  
150/100, 103, 104, 105, 106, 107, 108,  
150/109, 110, 118, 119; 190/100–197, 903,  
190/902, 18 A; 220/915.1; 224/600–659;  
383/30, 31, 28, 16, 6; 62/457.2

See application file for complete search history.

(56) **References Cited**

**U.S. PATENT DOCUMENTS**

D349,428 S *	8/1994	Krugman	.....	D7/607
D414,379 S *	9/1999	Haberkorn	.....	D7/607
D479,898 S *	9/2003	Scola	.....	D32/36
D598,194 S *	8/2009	Turvey et al.	.....	D3/289
D602,253 S *	10/2009	Rees et al.	.....	D3/289
D619,854 S *	7/2010	Koehler et al.	.....	D7/607
D620,249 S *	7/2010	Yu	.....	D3/232

D628,800 S *	12/2010	Rees et al.	.....	D3/304
D641,549 S *	7/2011	Caldwell	.....	D3/232
D656,315 S *	3/2012	Kwon	.....	D3/289
8,177,431 B2 *	5/2012	Turvey et al.	.....	383/6

\* cited by examiner

*Primary Examiner* — Jennifer Rivard

*Assistant Examiner* — April Rivas

(74) *Attorney, Agent, or Firm* — John M. Bradshaw;  
Overhauser Law Offices LLC

(57) **CLAIM**

The ornamental design for a collapsible storage bag, as shown and described.

**DESCRIPTION**

FIG. 1 is a perspective view of a storage bag according to the design;

FIG. 2 is a front view thereof;

FIG. 3 is a right side view thereof;

FIG. 4 is a left side view thereof, illustrated from the side opposite that of FIG. 3;

FIG. 5 is a top view thereof;

FIG. 6 is a bottom view thereof; and,

FIG. 7 is a rear view thereof.

The broken lines illustrate portions of the wheel structure, zipper track, and handles and form no part of the claimed design.

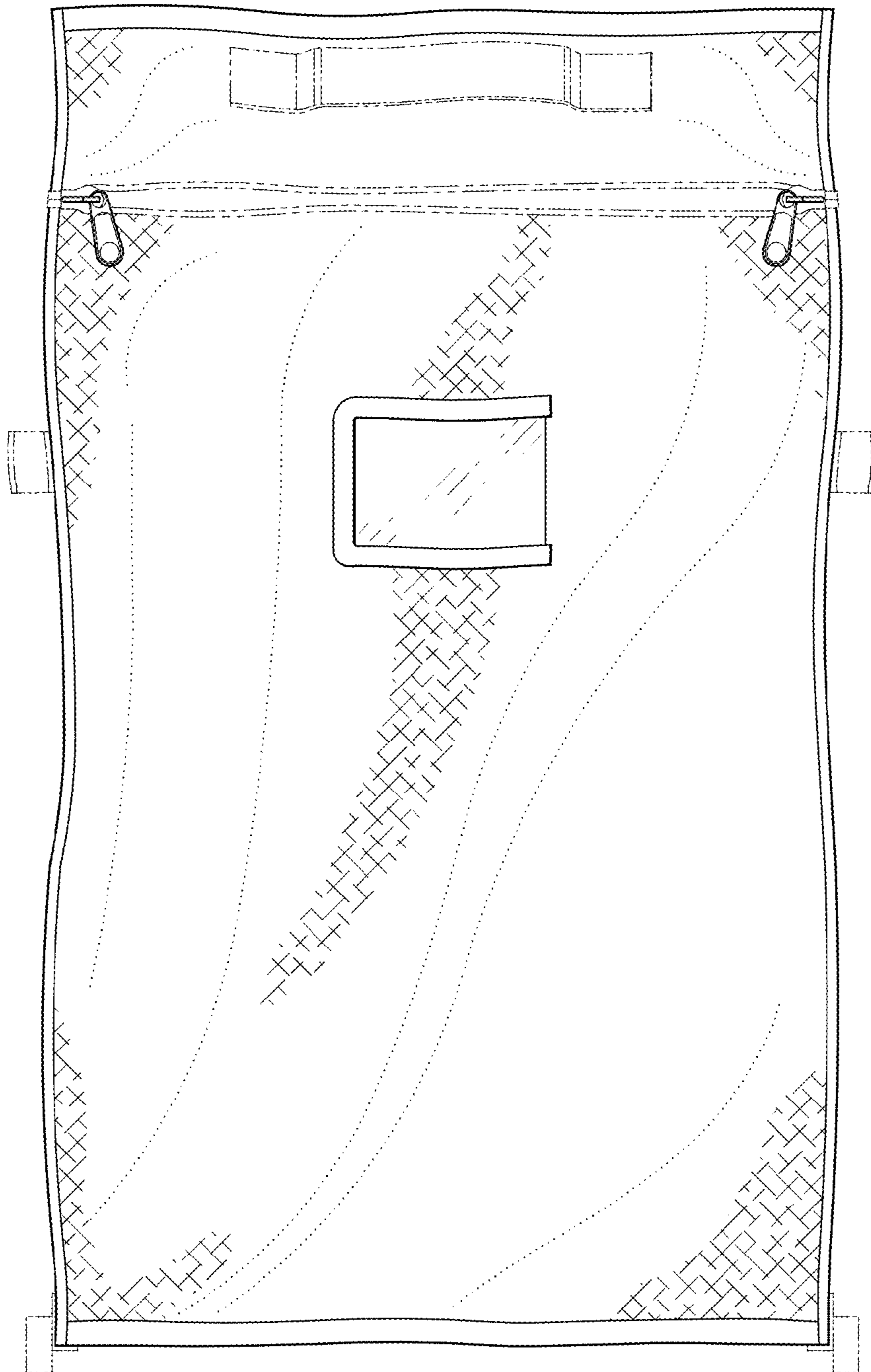
The mesh pattern is fragmentarily shown for convenience of illustration. It is understood that the pattern is uniformly continuous over the surfaces of the bag.

**1 Claim, 6 Drawing Sheets**

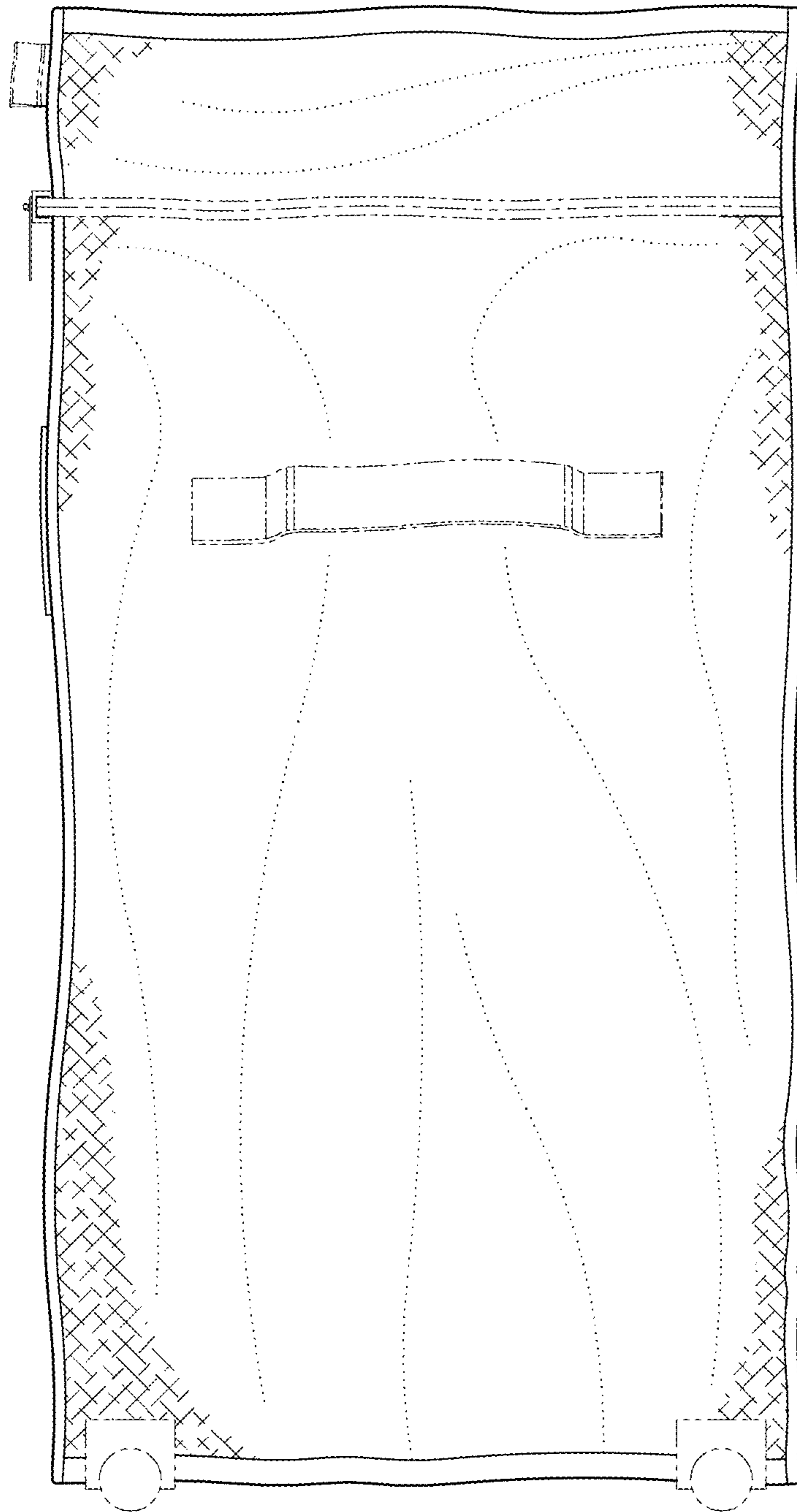




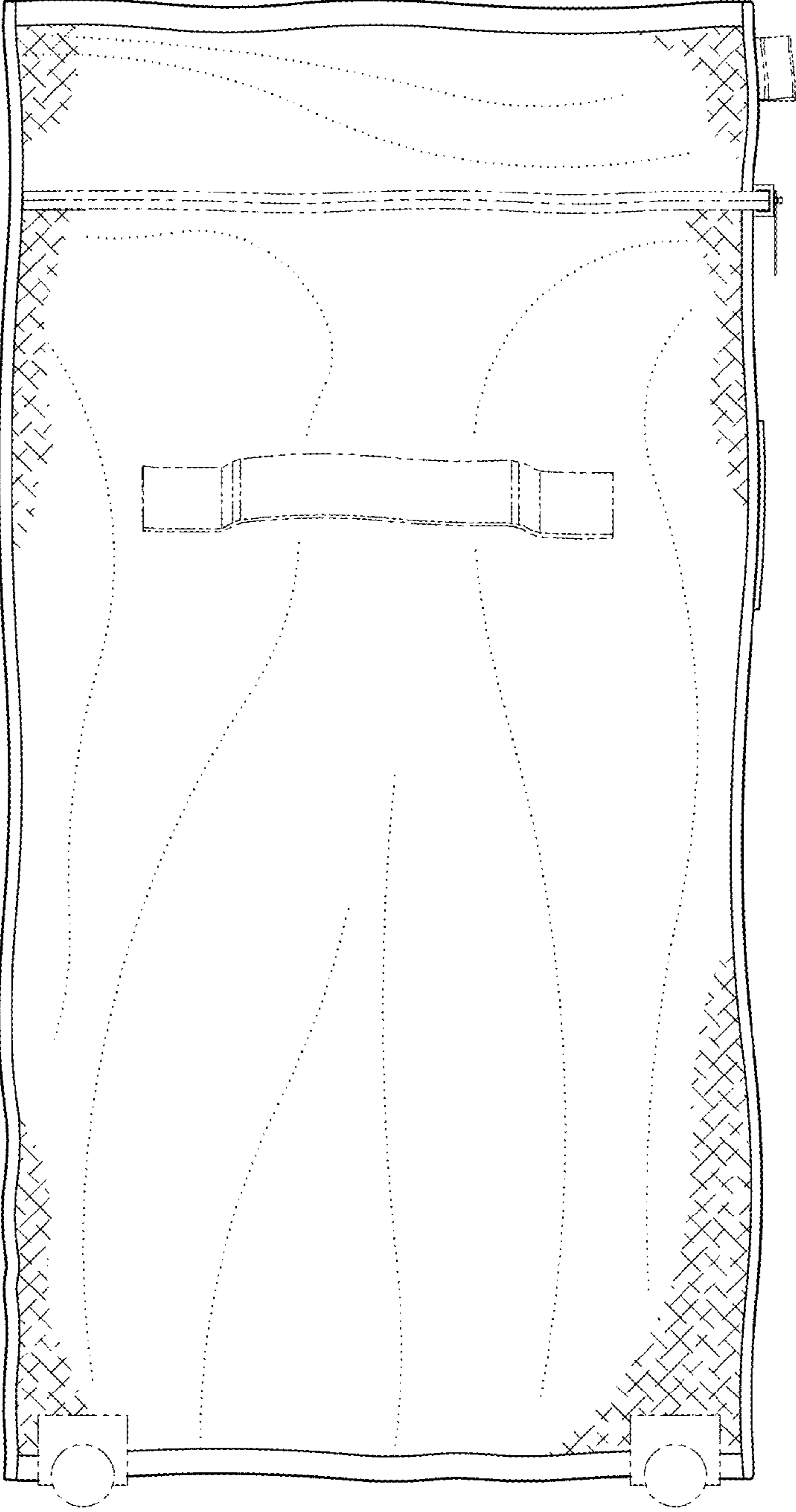
**Fig. 1**



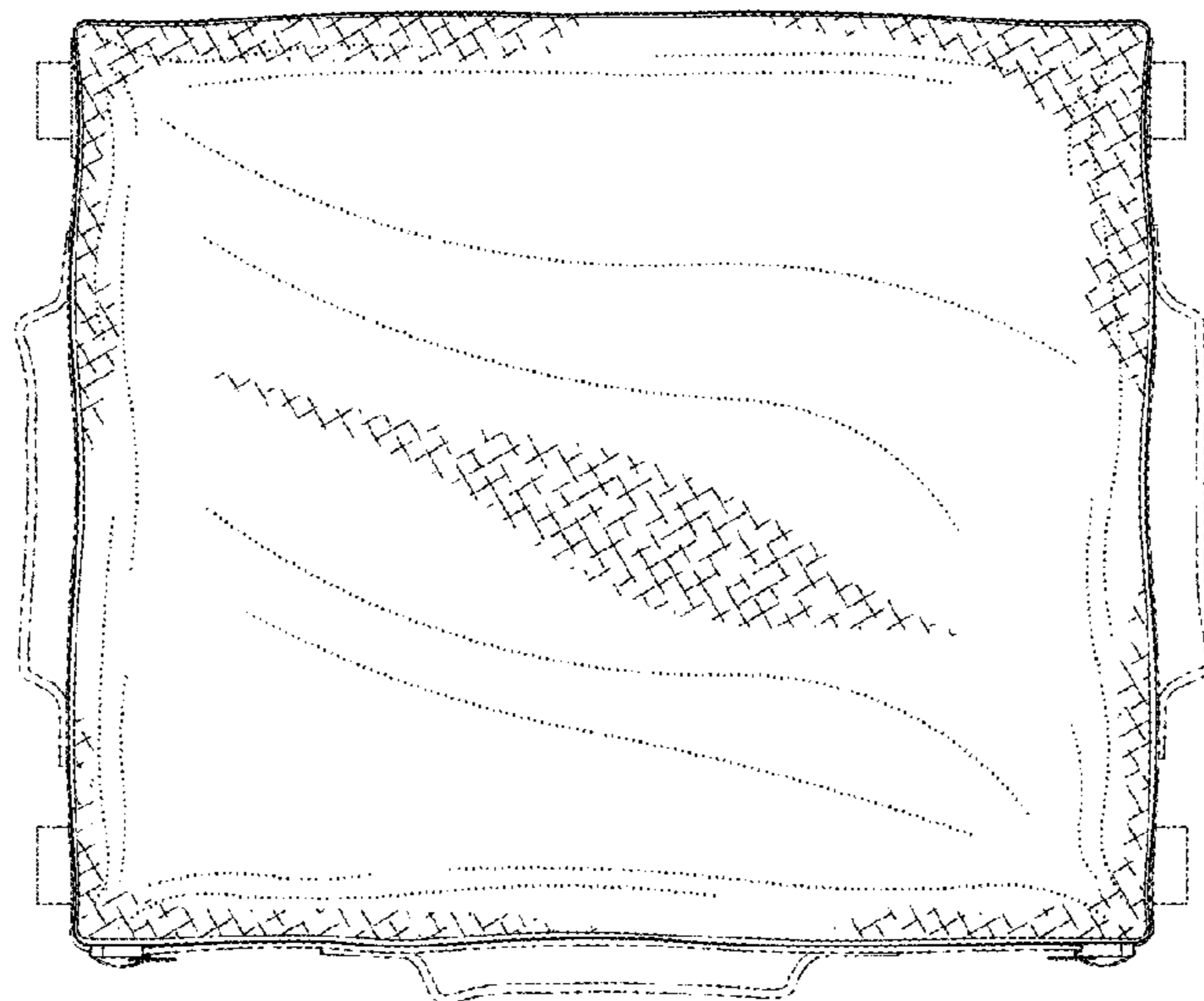
**Fig. 2**




**Fig. 3**



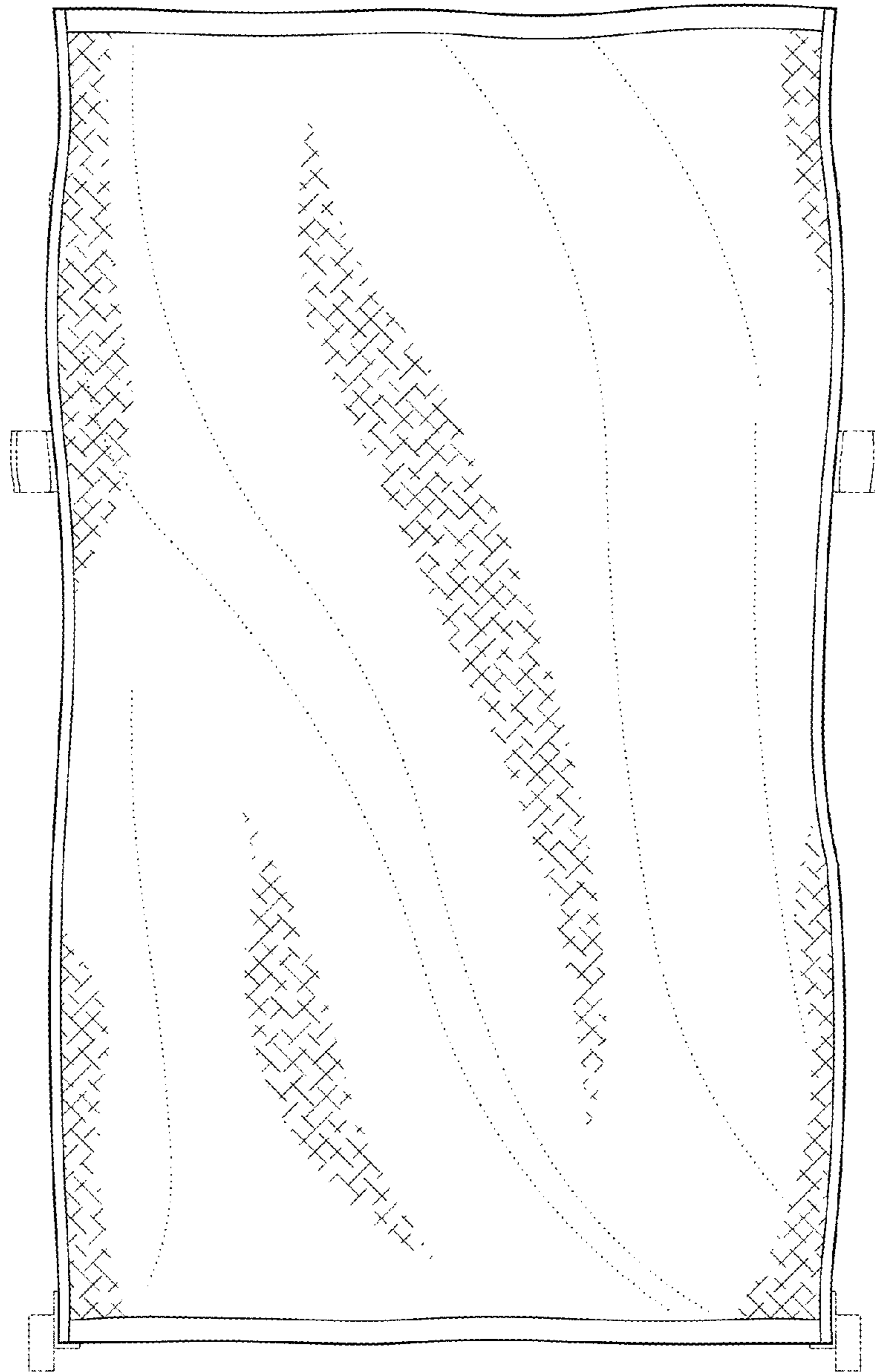
**Fig. 4**



**Fig. 5**



**Fig. 6**



**Fig. 7**