



US00D718050S

(12) **United States Design Patent**
Benshetrit

(10) **Patent No.:** **US D718,050 S**

(45) **Date of Patent:** **** *Nov. 25, 2014**

- (54) **REVERSIBLE BRIEFCASE**
- (75) Inventor: **Dror Benshetrit**, New York, NY (US)
- (73) Assignee: **Tumi, Inc.**, South Plainfield, NJ (US)
- (*) Notice: This patent is subject to a terminal disclaimer.
- (**) Term: **14 Years**
- (21) Appl. No.: **29/401,853**
- (22) Filed: **Sep. 16, 2011**
- (51) **LOC (10) Cl.** **03-01**
- (52) **U.S. Cl.**
USPC **D3/276; D3/900**
- (58) **Field of Classification Search**
USPC **D3/273, 276, 280, 283–293, 301, 300, D3/294, 900; 190/100–127, 900–903; 150/106, 107, 108, 110, 111, 112, 118; 206/320**
See application file for complete search history.

(56) **References Cited**

U.S. PATENT DOCUMENTS

D258,471 S *	3/1981	Workman	D3/286
D269,479 S *	6/1983	Pelavin	D3/283
D281,122 S *	10/1985	Bomes et al.	D3/287
D288,033 S *	2/1987	Lodico et al.	D3/289
D445,252 S *	7/2001	Klamm	D3/289
6,298,993 B1 *	10/2001	Kalozdi	190/109
D458,749 S *	6/2002	Bruni et al.	D3/289
D480,209 S *	10/2003	Davis et al.	D3/289
D524,049 S *	7/2006	Hughes	D3/289
D548,965 S *	8/2007	Aliberti et al.	D3/283
D591,045 S *	4/2009	Chu et al.	D3/283

7,588,146 B1 *	9/2009	Salander et al.	206/320
D623,857 S *	9/2010	Austin	D3/289
D624,752 S *	10/2010	Fried et al.	D3/285
D625,518 S *	10/2010	Edwards	D3/289
D647,302 S *	10/2011	Hoang	D3/289
D655,084 S *	3/2012	Shor et al.	D3/276
2002/0153216 A1 *	10/2002	Krulik	190/103
2004/0045781 A1 *	3/2004	Scicluna et al.	190/110
2009/0026240 A1 *	1/2009	Wang	224/575
2009/0260940 A1 *	10/2009	Gracer et al.	190/110
2009/0314594 A1 *	12/2009	Harrison et al.	190/109

* cited by examiner

Primary Examiner — Jennifer Rivard

(74) *Attorney, Agent, or Firm* — Jon Fallon, Esq.

(57) **CLAIM**

What is claimed is the ornamental design for the reversible briefcase, as shown and described.

DESCRIPTION

FIG. 1 depicts a front view of a reversible briefcase, showing the novel design;
 FIG. 2 depicts a perspective top view of a reversible briefcase, showing the novel design;
 FIG. 3 depicts an additional top view of a reversible briefcase, showing the novel design;
 FIG. 4 depicts a perspective view of an open reversible briefcase, showing the novel design;
 FIG. 5 depicts a view of the inside of a reversible briefcase, showing the novel design; and,
 FIG. 6 depicts an alternative view of a reversible briefcase showing the novel design in the reversed configuration.
 The broken lines shown in the drawings illustrate portions of the article and form no part of the claimed design.

1 Claim, 6 Drawing Sheets



FIG. 1

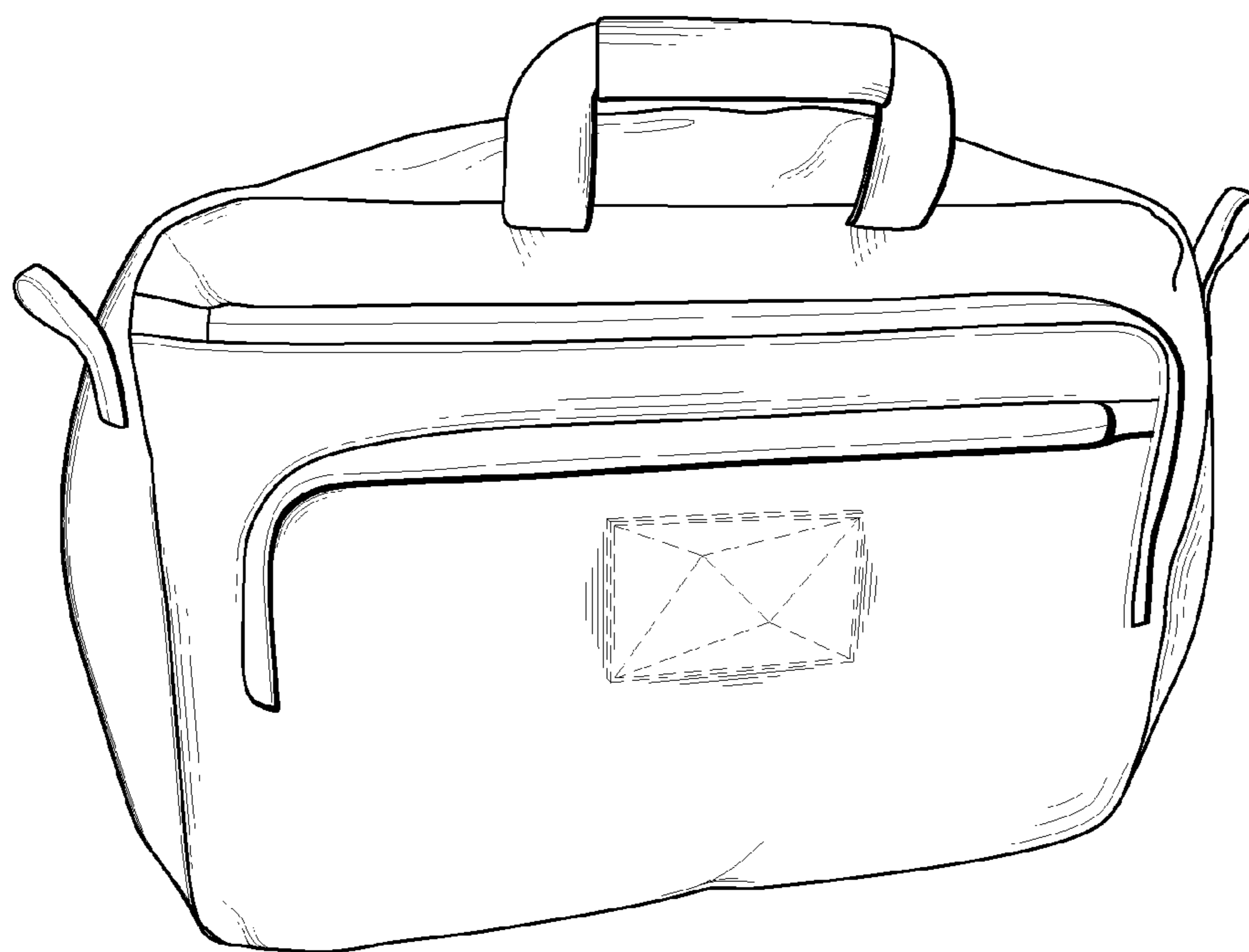


FIG. 2

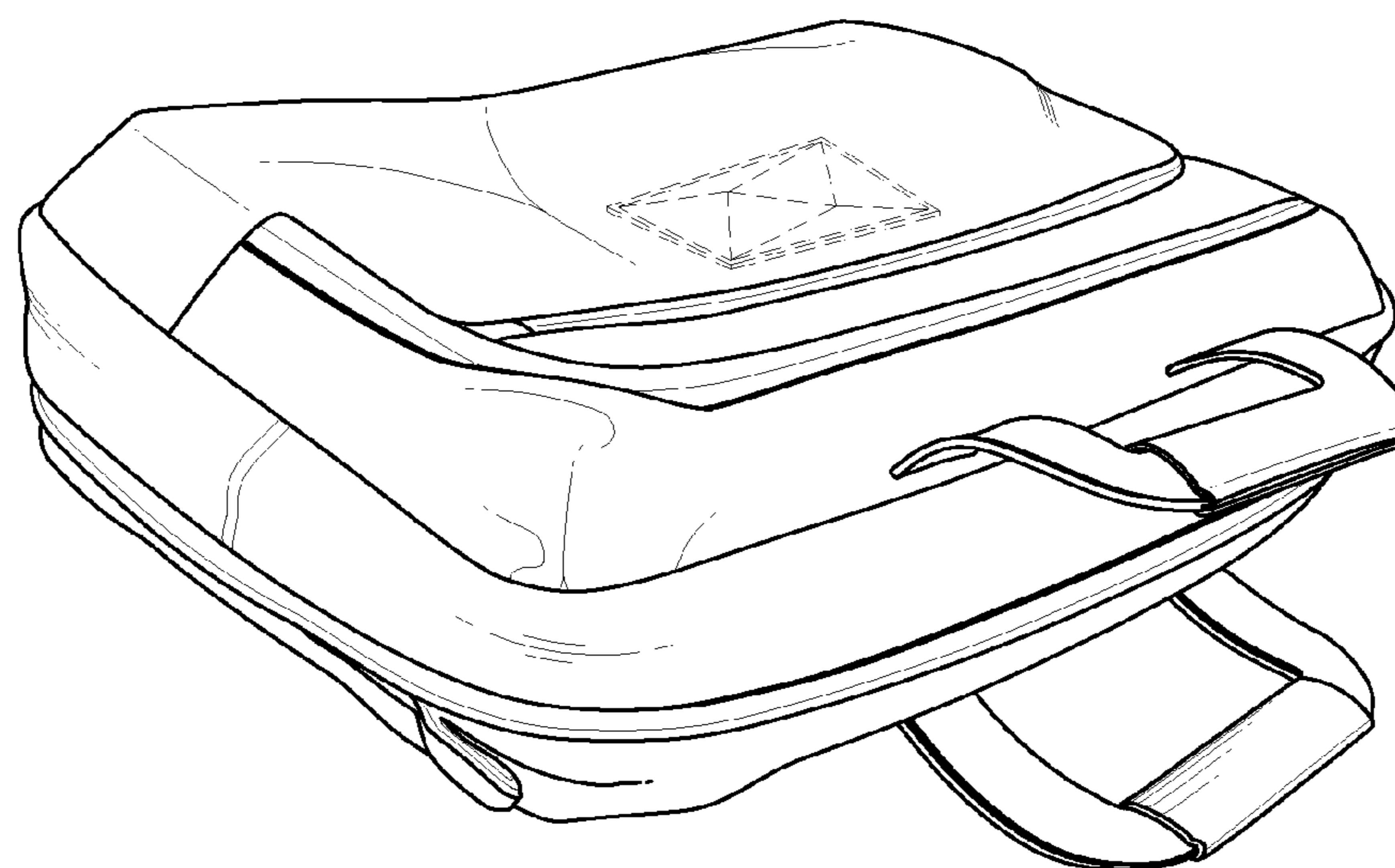


FIG. 3

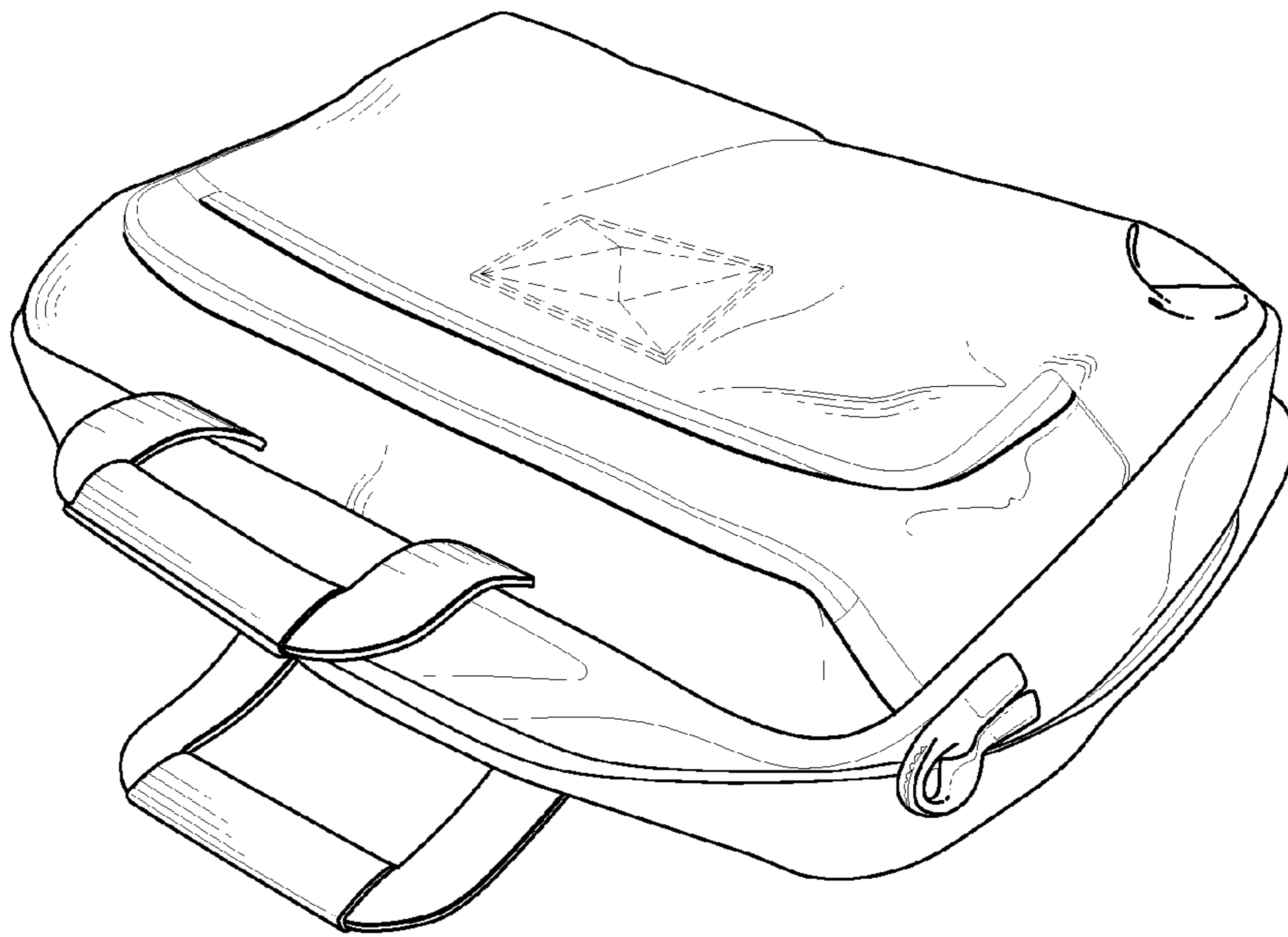


FIG. 4

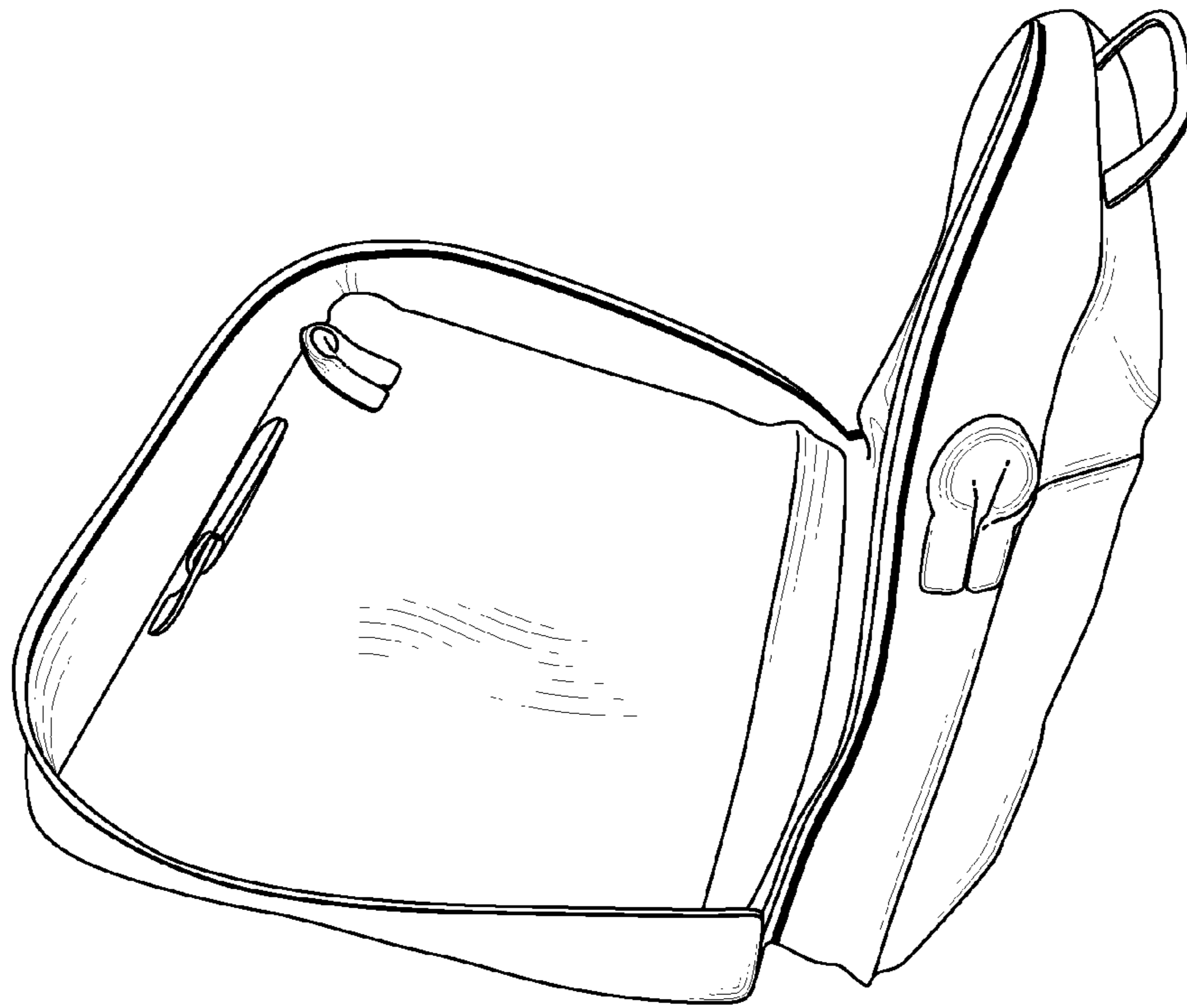


FIG. 5



FIG. 6

