



US00D718035S

(12) **United States Design Patent**
Hardman

(10) **Patent No.:** **US D718,035 S**

(45) **Date of Patent:** **** Nov. 25, 2014**

(54) **SHOE UPPER**

(71) Applicant: **NIKE, Inc.**, Beaverton, OR (US)

(72) Inventor: **Tony Hardman**, Portland, OR (US)

(73) Assignee: **NIKE, Inc.**, Beaverton, OR (US)

(**) Term: **14 Years**

(21) Appl. No.: **29/492,590**

(22) Filed: **May 31, 2014**

(51) **LOC (10) Cl.** **02-99**

(52) **U.S. Cl.**
USPC **D2/972**

(58) **Field of Classification Search**
USPC D2/902, 906-908, 944, 969, 972-974,
D2/978; 36/45, 50.1, 77 M, 77 R, 83, 88,
36/114, 126-131
See application file for complete search history.

(56) **References Cited**

U.S. PATENT DOCUMENTS

D148,519 S	*	2/1948	Campagna	D2/973
D262,751 S	*	1/1982	Anderie	D2/902
D279,139 S	*	6/1985	Gamm	D2/902
D283,364 S		4/1986	Gamm		
D283,366 S	*	4/1986	Chassaing	D2/902
D296,261 S	*	6/1988	Brown et al.	D2/973
D318,563 S		7/1991	Lucas		
D341,476 S	*	11/1993	Duclos	D2/969
D347,938 S		6/1994	Smith		
D348,561 S		7/1994	Lozano		
D348,765 S		7/1994	Lozano		
D357,796 S		5/1995	Crowley, II		
D367,554 S	*	3/1996	James	D2/902
D380,291 S		7/1997	Morris		
D388,364 S		12/1997	Vestuti		
D390,695 S		2/1998	Prats		
D399,043 S	*	10/1998	Duclos et al.	D2/969
D451,269 S		12/2001	Burt		

D479,392 S		9/2003	Hillyer		
D515,800 S		2/2006	Bertholon		
D528,771 S		9/2006	Lupo		
D551,438 S		9/2007	Laberge		
D580,155 S		11/2008	Banik		
D582,658 S	*	12/2008	Fujita et al.	D2/972
D622,054 S		8/2010	Bosomworth		
D622,056 S		8/2010	Fuhrer		
D629,599 S		12/2010	Bosomworth		
D636,577 S	*	4/2011	Chung	D2/972
D648,113 S		11/2011	Chang		
D659,984 S		5/2012	Grenet et al.		

(Continued)

OTHER PUBLICATIONS

Nike Footwear Catalog, 1986 Spring: Performance, p. 59, published Jun. 1985, NIKE, Inc., USA.

(Continued)

Primary Examiner — Dominic Simone

(74) *Attorney, Agent, or Firm* — Banner & Witcoff, Ltd.

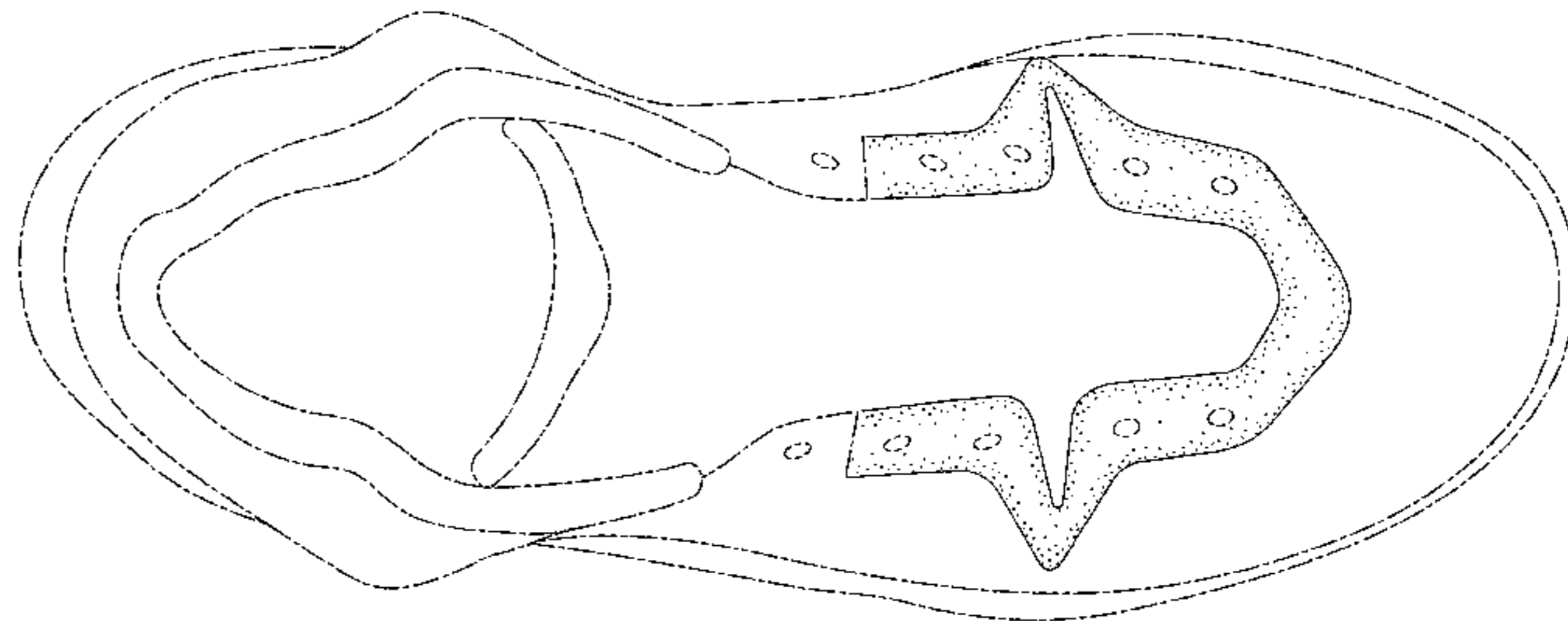

(57) **CLAIM**

The ornamental design for a shoe upper, as shown and described.

DESCRIPTION

FIG. 1 is a front perspective view of a shoe upper showing my new design;
FIG. 2 is a lateral side view thereof;
FIG. 3 is a medial side view thereof;
FIG. 4 is a top view thereof; and,
FIG. 5 is a rear perspective view thereof.
The broken lines immediately adjacent to the rear of the shaded area represent unclaimed boundaries of the design. The broken lines showing of the eyelets and the remainder of the shoe are for environmental purposes only and form no part of the claimed design.

1 Claim, 5 Drawing Sheets



(56)

References Cited

U.S. PATENT DOCUMENTS

D671,731 S 12/2012 Amphyon
D672,129 S 12/2012 Bell et al.
D682,527 S 5/2013 O'Shea
D683,947 S 6/2013 James

OTHER PUBLICATIONS

Nike Footwear Catalog, 1991 Fall Footwear, p. 32, published Dec. 1990, NIKE, Inc., USA.
Nike Footwear Catalog, 1996 Late Spring Footwear, p. 23, published Aug. 1995, NIKE, Inc., USA.
Nike Footwear Catalog, 1997 Late Spring Footwear, p. 27, published Sep. 1996, NIKE, Inc., USA.
Nike Footwear Catalog, 1997 Late Spring Footwear, p. 49, published Sep. 1996, NIKE, Inc., USA.

Nike Footwear Catalog, 1997 Spring Footwear, p. 27, published Jun. 1996, NIKE, Inc., USA.
Nike Footwear Catalog, 1998 Spring Footwear, p. 29, published Jun. 1997, NIKE, Inc., USA.
Nike Footwear Catalog, 2002 Holiday: Men's and Women's Footwear, p. 59, published Mar. 2002, NIKE, Inc., USA.
Nike Footwear Catalog, 2004 Spring: Men's, Women's, and Kids' Footwear, p. 38, published Jun. 2003, NIKE, Inc., USA.
Nike Footwear Catalog, 2005 Fall Footwear, p. 67, published Nov. 2004, NIKE, Inc., USA.
Nike Footwear Catalog, 2005 Fall Footwear, p. 82, published Nov. 2004, NIKE, Inc., USA.
Nike Footwear Catalog, 2005 Late Spring Footwear, p. 14, published Aug. 2004, NIKE, Inc., USA.
Nike Footwear Catalog, 2007 Fall Footwear, p. 45, published Nov. 2006, NIKE, Inc., USA.
Nike Footwear Catalog, 2009 Fall: Sport Performance Footwear, p. 33, published Nov. 2008, NIKE, Inc., USA.

* cited by examiner

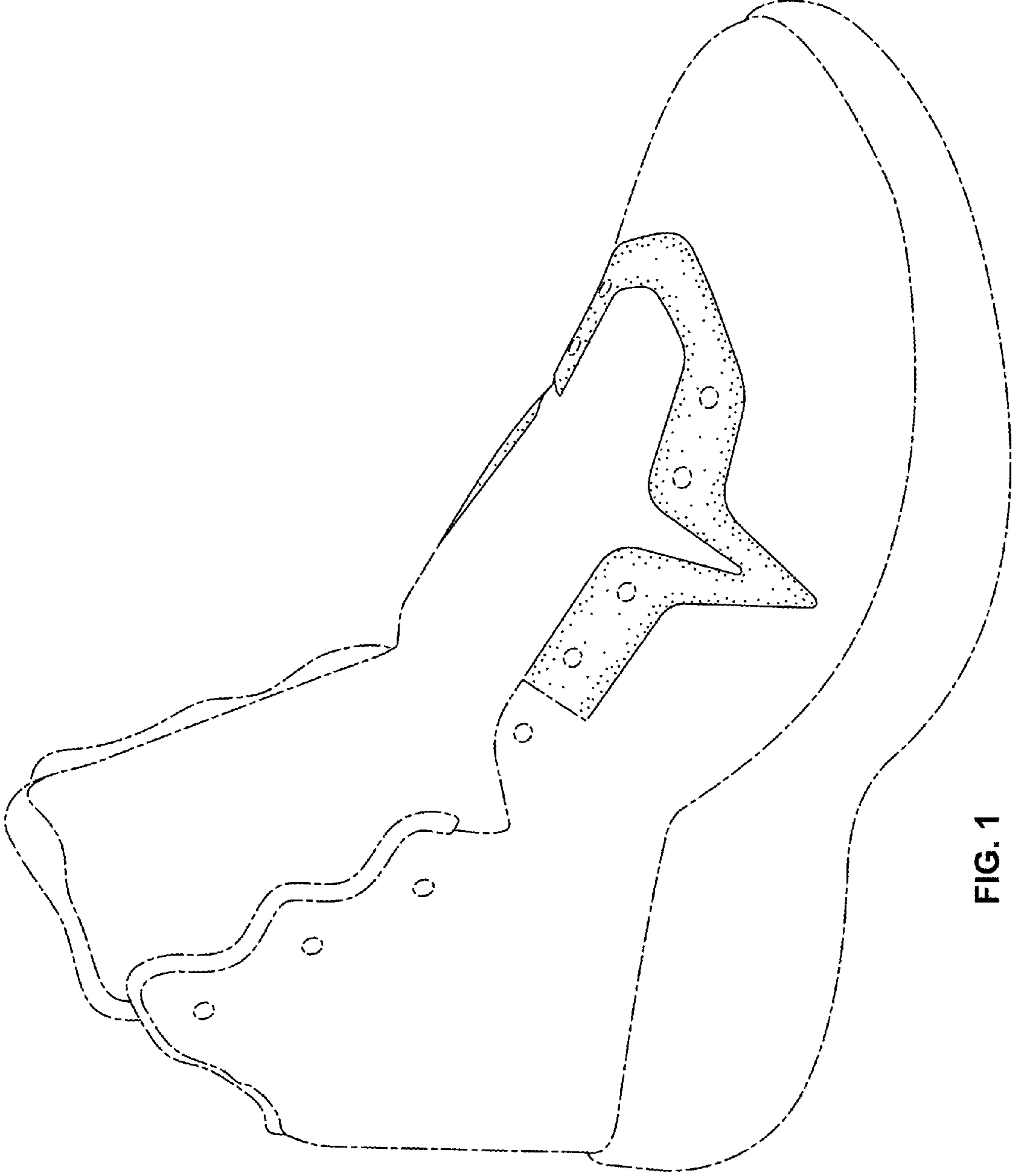


FIG. 1

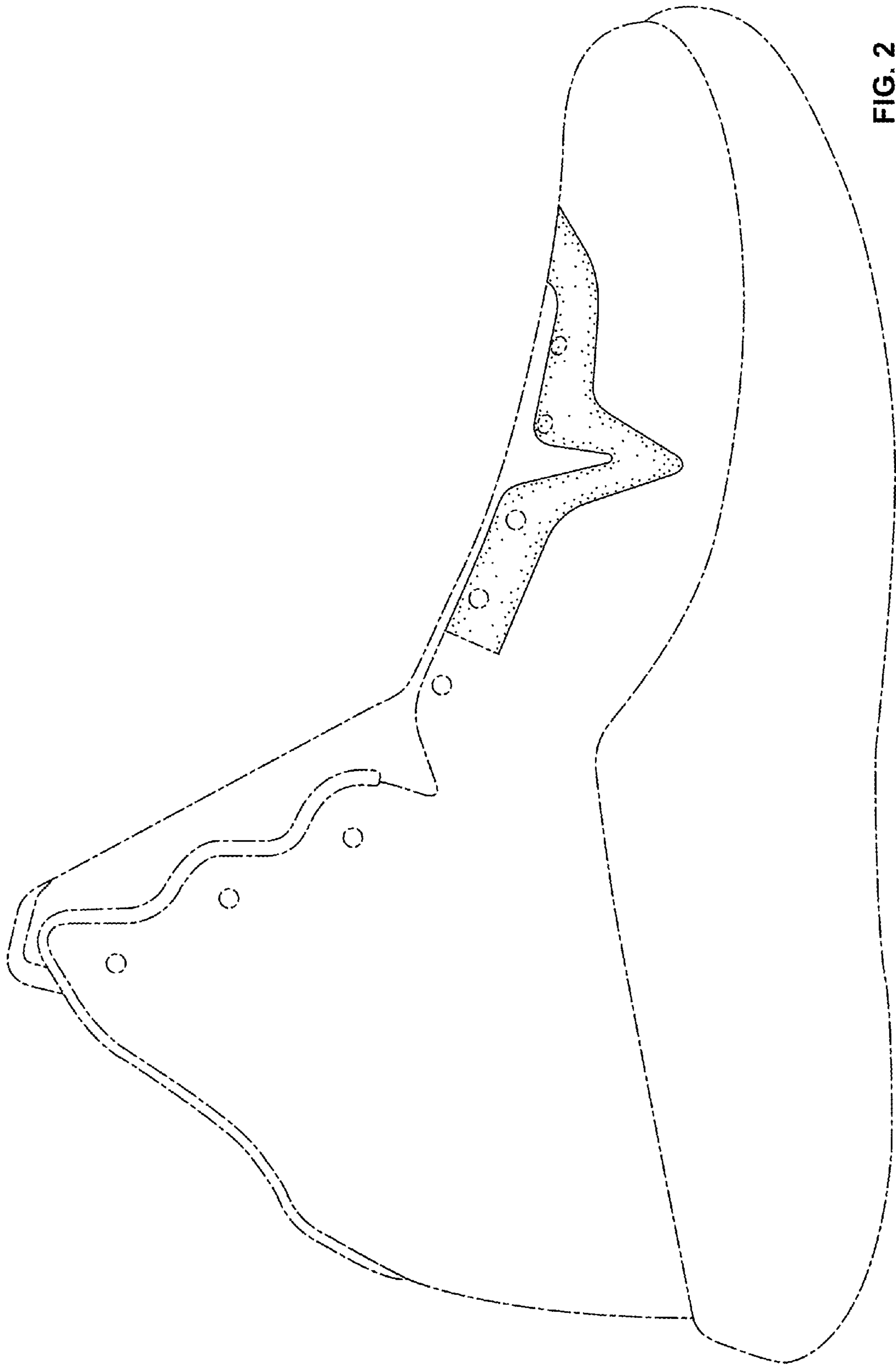


FIG. 2

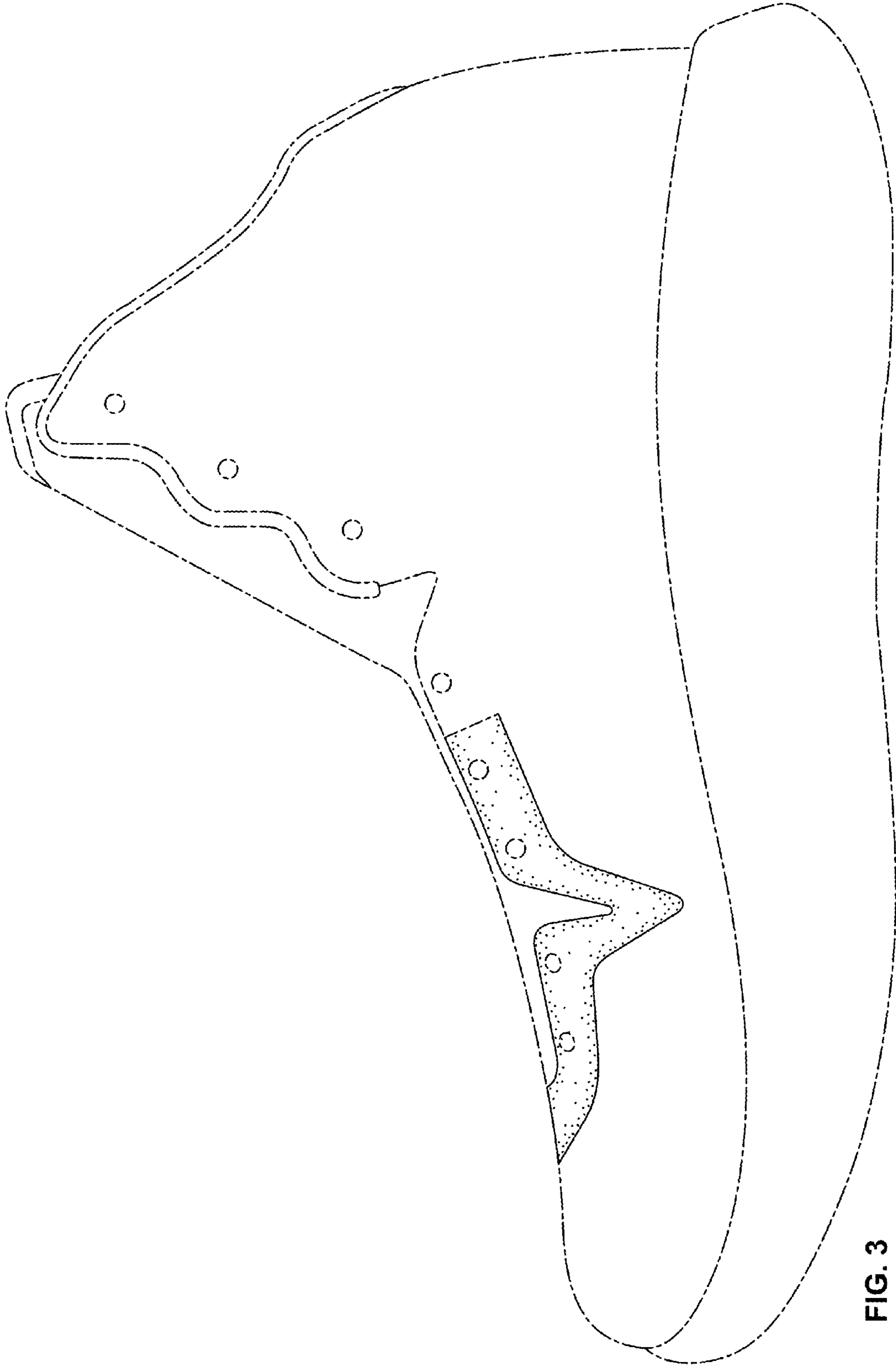


FIG. 3

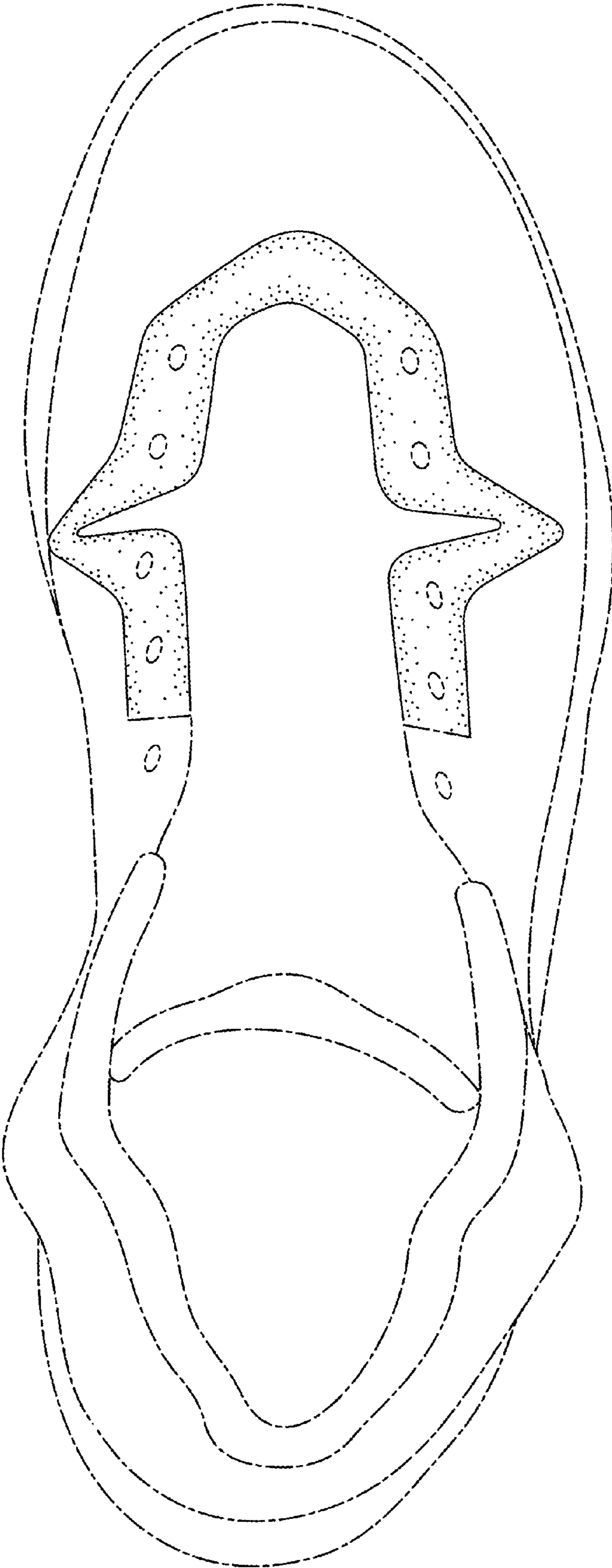


FIG. 4

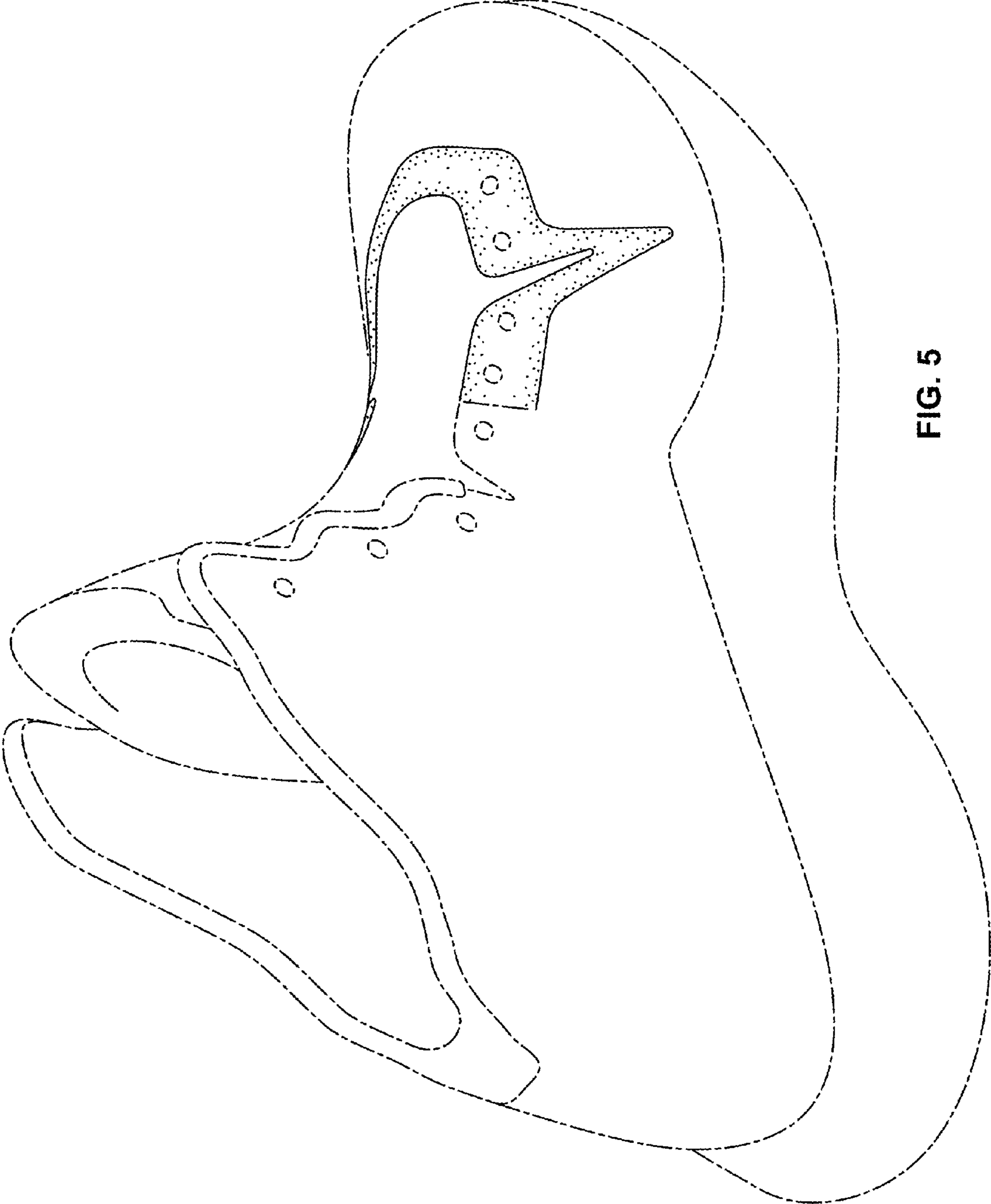


FIG. 5