



US00D718033S

(12) **United States Design Patent**
Cin

(10) **Patent No.:** **US D718,033 S**

(45) **Date of Patent:** **** Nov. 25, 2014**

(54) **SHOE UPPER**

(71) Applicant: **NIKE, Inc.**, Beaverton, OR (US)

(72) Inventor: **David Jonathan Cin**, Portland, OR (US)

(73) Assignee: **NIKE, Inc.**, Beaverton, OR (US)

(**) Term: **14 Years**

(21) Appl. No.: **29/492,581**

(22) Filed: **May 31, 2014**

(51) **LOC (10) Cl.** **02-99**

(52) **U.S. Cl.**

USPC **D2/972**

(58) **Field of Classification Search**

USPC D2/902, 906-908, 944, 969, 972-974,
D2/978; 36/45, 50.1, 77 M, 77 R, 83, 88,
36/114, 126-131

See application file for complete search history.

(56) **References Cited**

U.S. PATENT DOCUMENTS

D290,181 S	6/1987	Autry	
D303,870 S	10/1989	Selbiger	
D315,053 S	3/1991	Nakao	
D325,666 S *	4/1992	Earle et al.	D2/969
D329,530 S *	9/1992	Bailey	D2/969
D334,831 S *	4/1993	Worthington	D2/969
D335,385 S	5/1993	Kawabata	
D335,386 S *	5/1993	Greene	D2/969
D467,410 S *	12/2002	Mervar	D2/972
D473,369 S *	4/2003	Link	D2/972
D500,193 S	12/2004	Matis et al.	
D514,800 S *	2/2006	Fogg	D2/972
D528,767 S *	9/2006	Link	D2/972
D543,682 S	6/2007	Matis et al.	
D544,690 S *	6/2007	Mermet	D2/972

D546,544 S	7/2007	DiTullo, Jr.	
D546,545 S	7/2007	DiTullo, Jr. et al.	
D565,283 S	4/2008	Smith et al.	
D571,546 S *	6/2008	Lane, III	D2/969
D572,002 S *	7/2008	Alfaro	D2/972
D582,647 S	12/2008	St-Louis et al.	
D613,934 S	4/2010	Taylor	
D694,508 S	12/2013	Henrichot	
D703,932 S *	5/2014	Avar et al.	D2/972

OTHER PUBLICATIONS

Nike Footwear Catalog, 1987 Fall Footwear, p. 26, published Jan. 1987, NIKE, Inc., USA.

Nike Footwear Catalog, 1987 Fall Footwear, p. 30, published Jan. 1987, NIKE, Inc., USA.

Nike Footwear Catalog, 1987 Fall Footwear, p. 114, published Jan. 1987, NIKE, Inc., USA.

Nike Footwear Catalog, 2002 Fall: Men's and Women's Footwear, p. 52, published Nov. 2001, NIKE, Inc., USA.

* cited by examiner

Primary Examiner — Dominic Simone

(74) *Attorney, Agent, or Firm* — Banner & Witcoff, Ltd.

(57) **CLAIM**

The ornamental design for a shoe upper, as shown and described.

DESCRIPTION

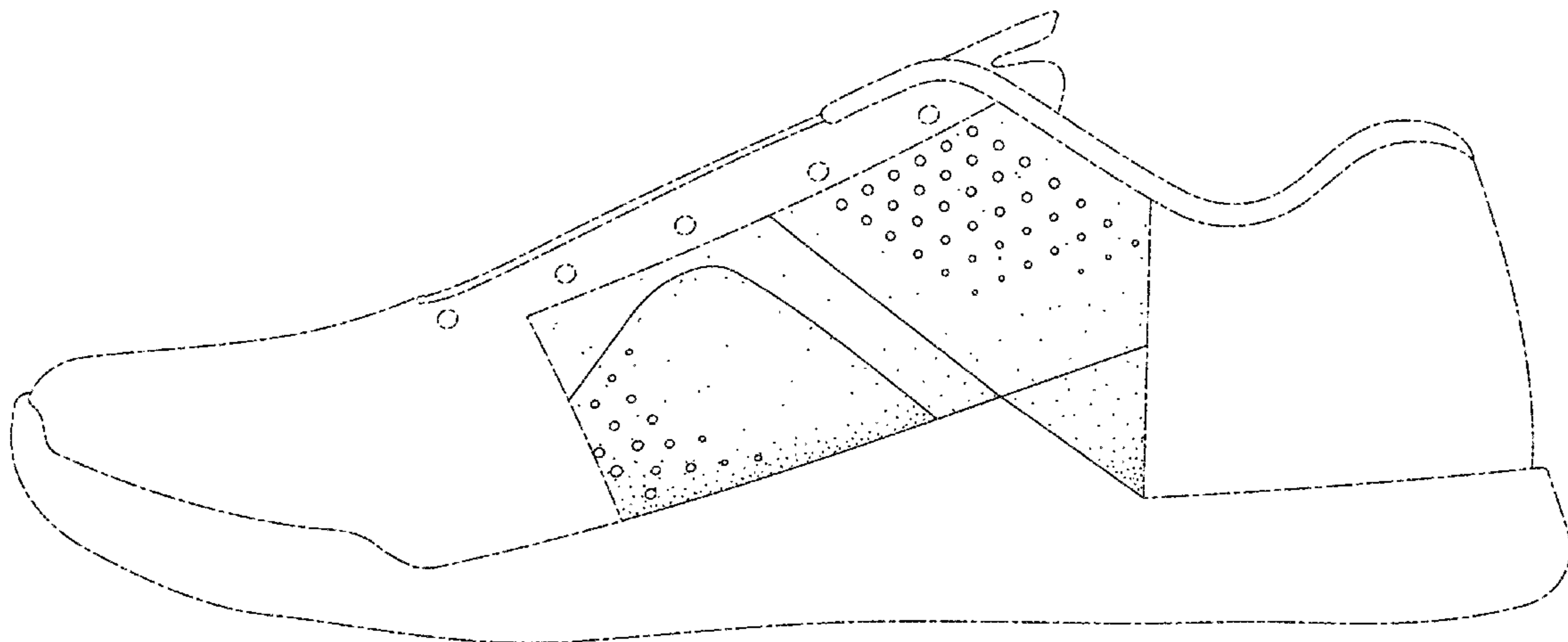
FIG. 1 is a front perspective view of a shoe upper showing my new design;

FIG. 2 is a side view thereof; and,

FIG. 3 is a rear perspective view thereof.

The broken lines immediately adjacent to the shaded area represent unclaimed boundaries of the design. The broken lines showing the remainder of the shoe are for environmental purposes only and form no part of the claimed design.

1 Claim, 3 Drawing Sheets



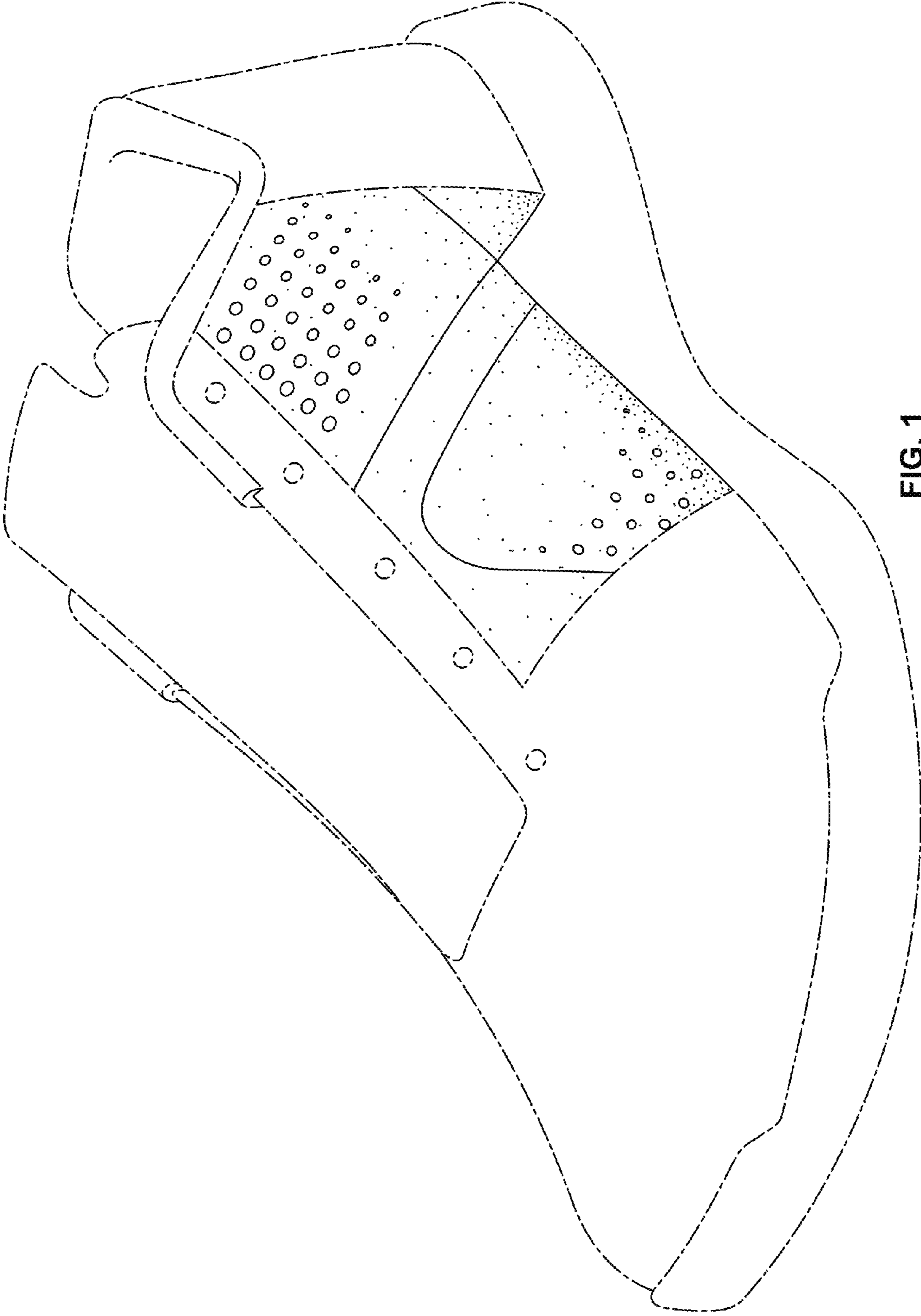


FIG. 1

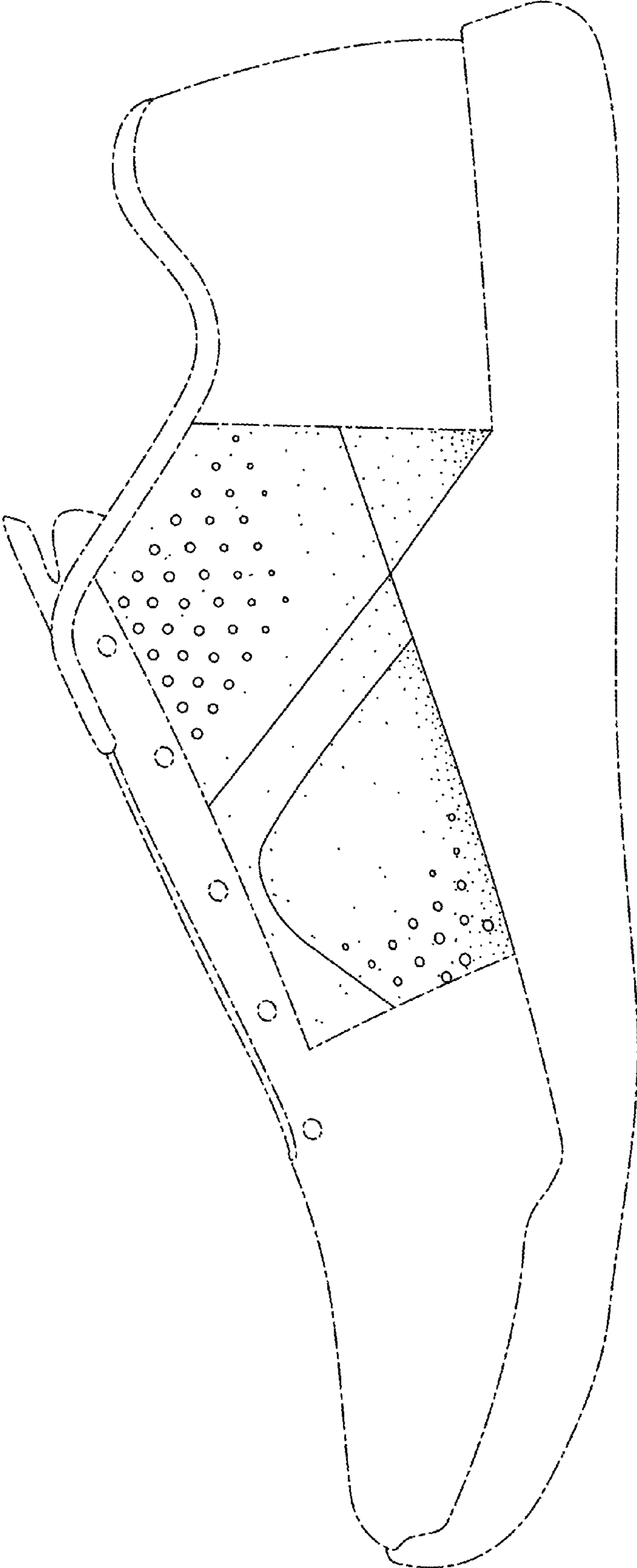


FIG. 2

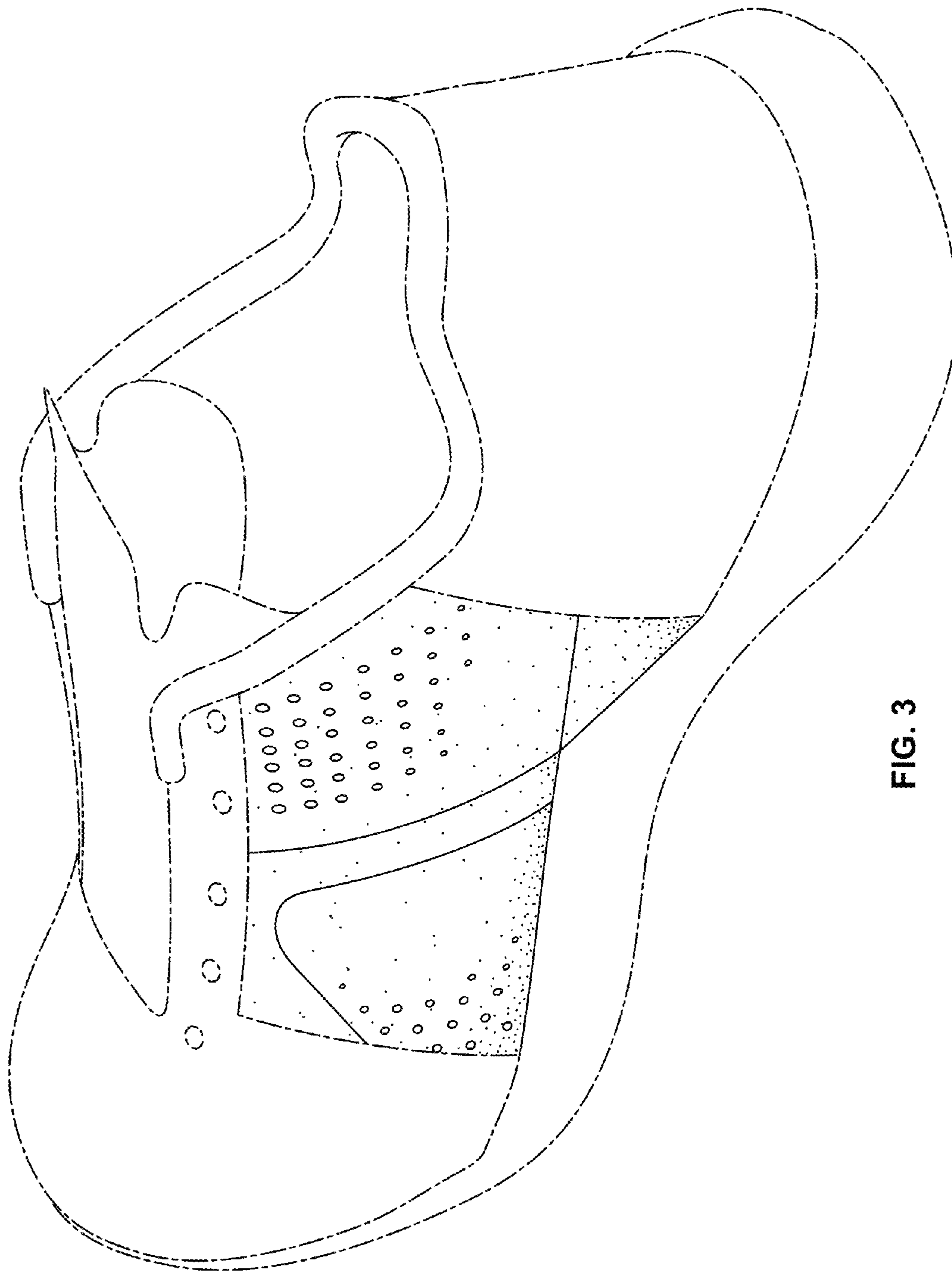


FIG. 3