



US00D718026S

(12) **United States Design Patent**
Lee et al.

(10) **Patent No.:** **US D718,026 S**
(45) **Date of Patent:** **** Nov. 25, 2014**

(54) **ORTHOTIC INSOLE**

FOREIGN PATENT DOCUMENTS

(71) Applicant: **Premier Brands of America Inc.**,
Mount Vernon, NY (US)
(72) Inventors: **Jean Jeewon Lee**, Fort Lee, NJ (US);
Josef J. Geldwert, Larchmont, NY (US)
(73) Assignee: **Premier Brands of America Inc.**,
Mount Vernon, NY (US)

KR 300640205 * 4/2012

* cited by examiner

Primary Examiner — Stella Reid
Assistant Examiner — Janice Lim

(74) *Attorney, Agent, or Firm* — Renner, Kenner, Greive,
Bobak, Taylor & Weber

(**) Term: **14 Years**

(57) **CLAIM**

The ornamental design for an orthotic insole, as shown and described.

(21) Appl. No.: **29/467,451**

(22) Filed: **Sep. 19, 2013**

DESCRIPTION

(51) **LOC (10) Cl.** **02-04**

(52) **U.S. Cl.**

USPC **D2/961**

(58) **Field of Classification Search**

USPC D2/896, 925, 946, 947, 949–951, 961,
D2/968; 36/31, 43, 44, 71, 145, 147, 148,
36/149, 150, 151, 152, 153, 154, 155, 166,
36/169, 173, 174, 180

See application file for complete search history.

FIG. 1 is a top, front, left side perspective view of an orthotic insole for the right shoe showing our new design;
FIG. 2 is a bottom, rear, right side perspective view thereof;
FIG. 3 is a top plan view thereof;
FIG. 4 is a bottom plan view thereof;
FIG. 5 is a right side elevational view thereof;
FIG. 6 is a left side elevational view thereof;
FIG. 7 is a front elevational view thereof;
FIG. 8 is a rear elevational view thereof;
FIG. 9 is a cross sectional view taken along the line 9-9 of FIG. 3; and,
FIG. 10 is a cross sectional view taken along the line 10-10 of FIG. 3.

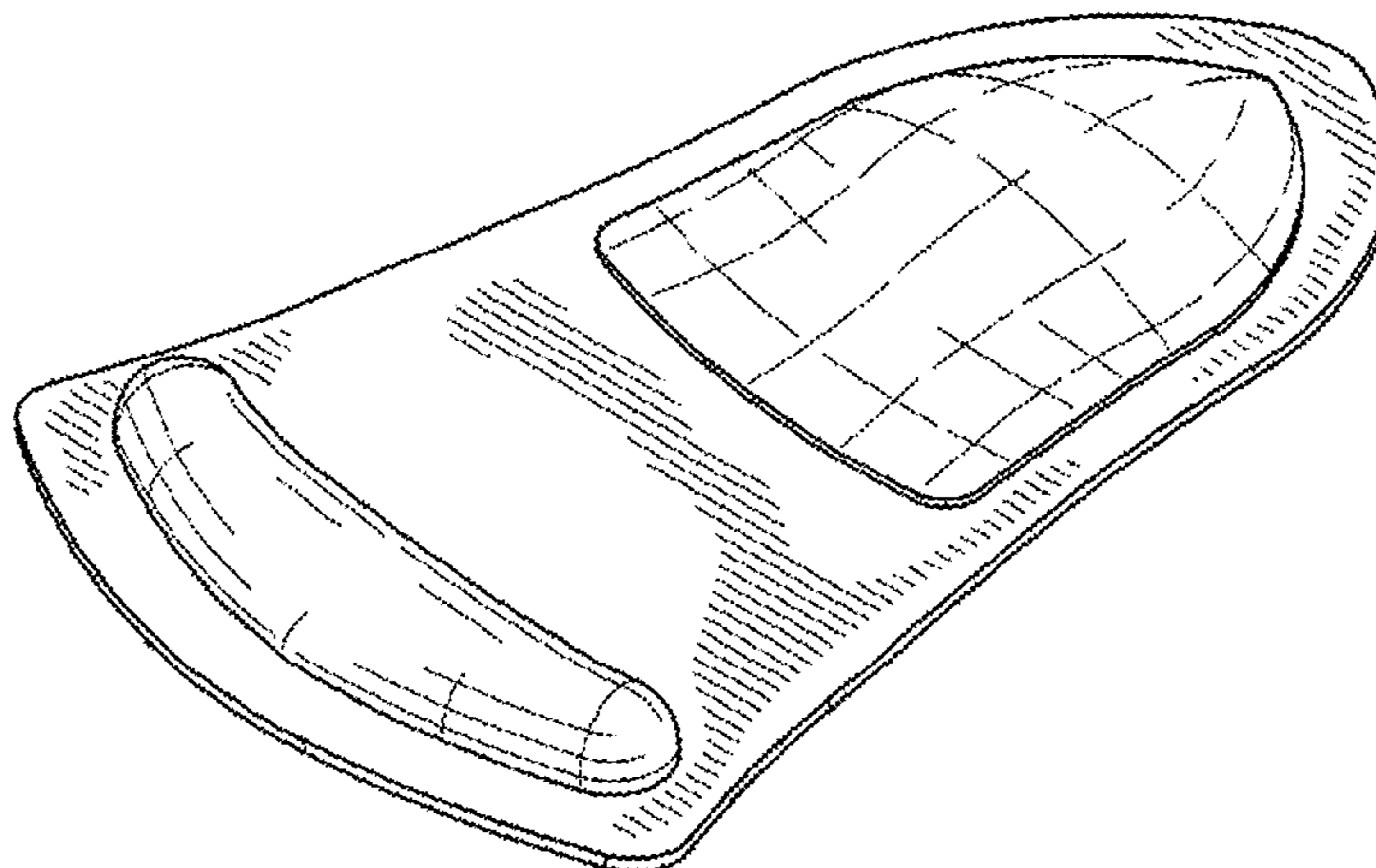
The left shoe orthotic insole is a mirror image of the right shoe orthotic insole.

(56) **References Cited**

U.S. PATENT DOCUMENTS

D351,719 S * 10/1994 Piotrowicz D2/961
D517,291 S * 3/2006 Vasyli D2/961
D620,693 S * 8/2010 Bobbett et al. D2/961
D640,864 S * 7/2011 Munkhammar D2/961
2012/0151803 A1 * 6/2012 Selner 36/144

1 Claim, 4 Drawing Sheets



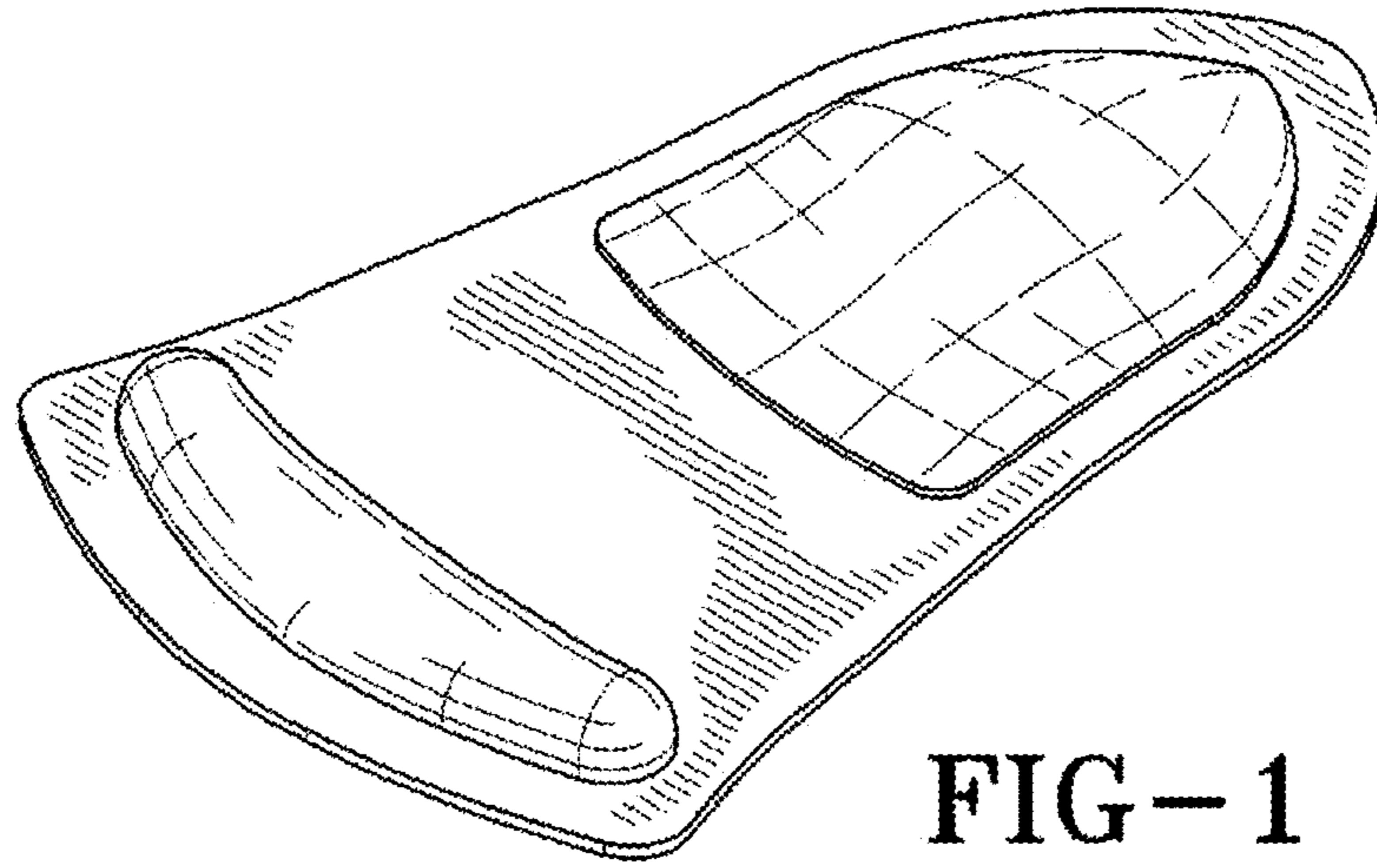


FIG-1

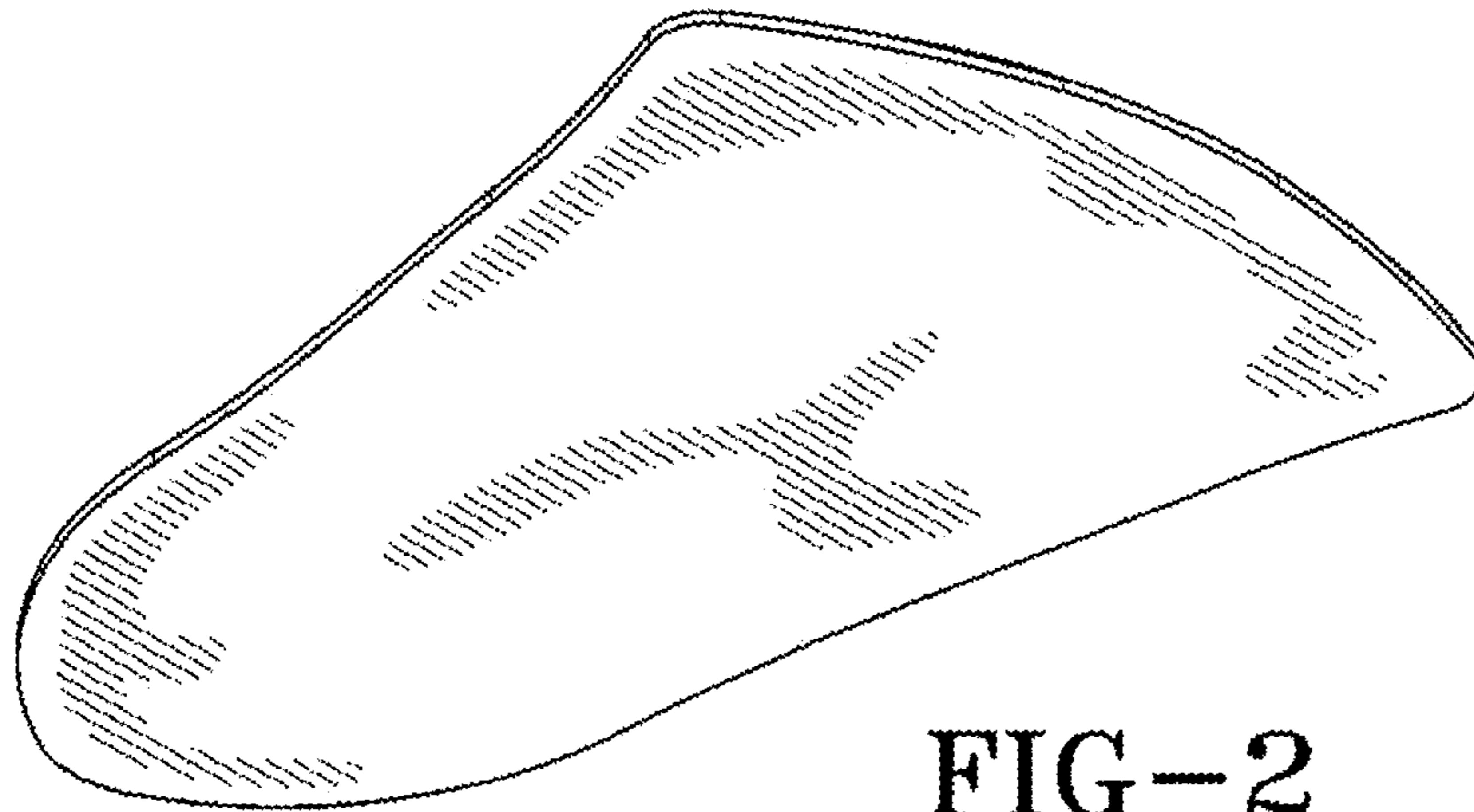


FIG-2

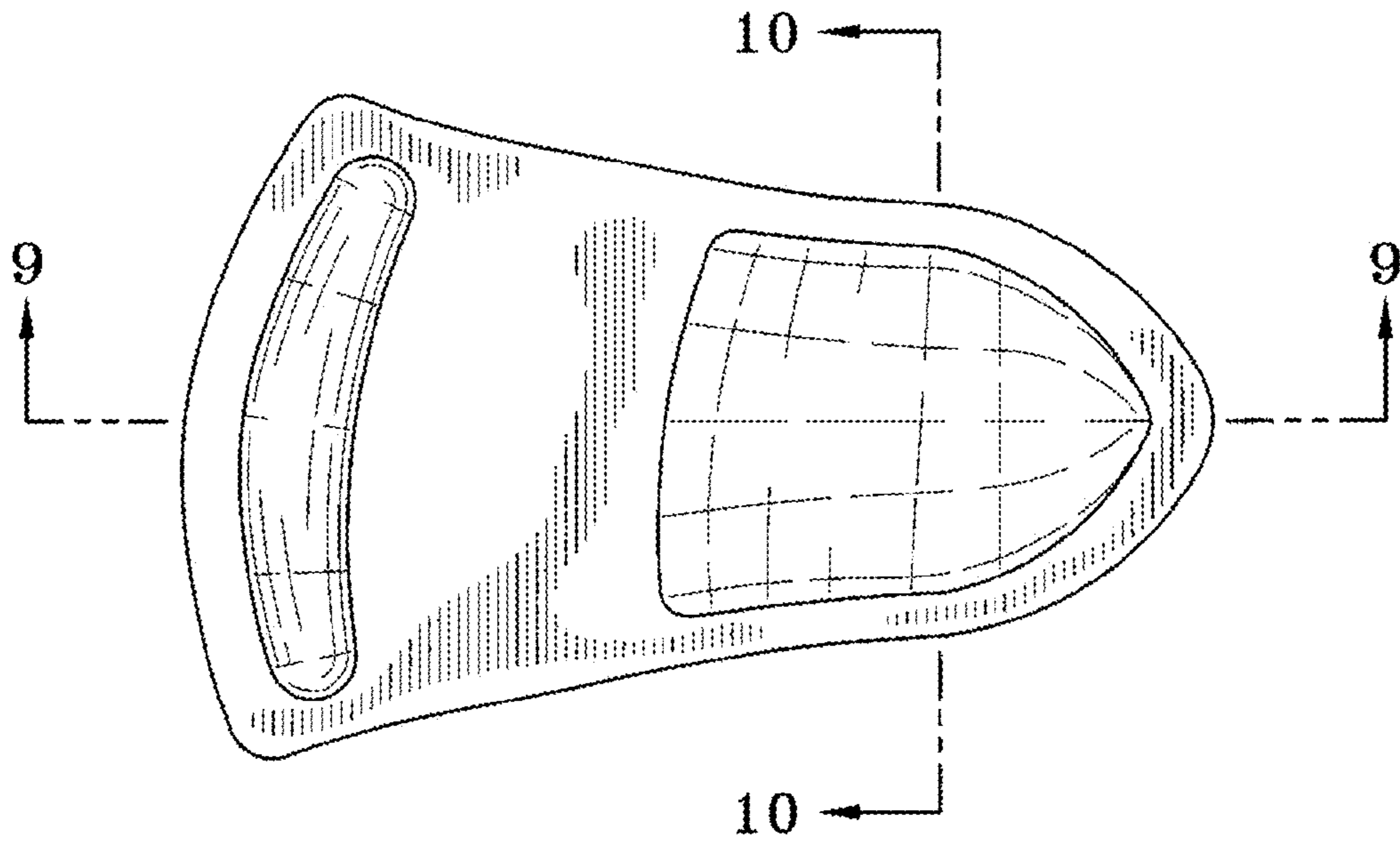


FIG-3

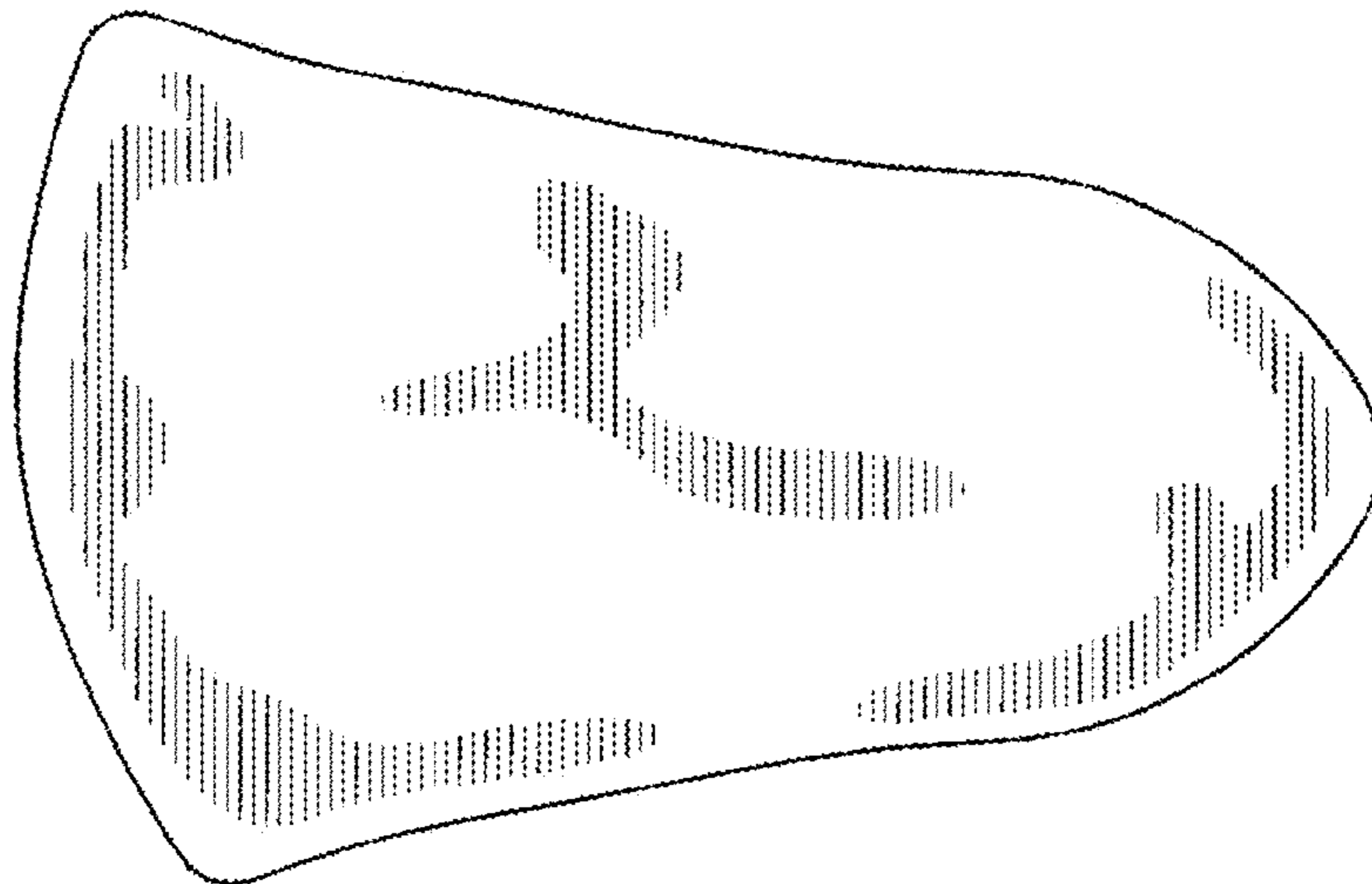


FIG-4

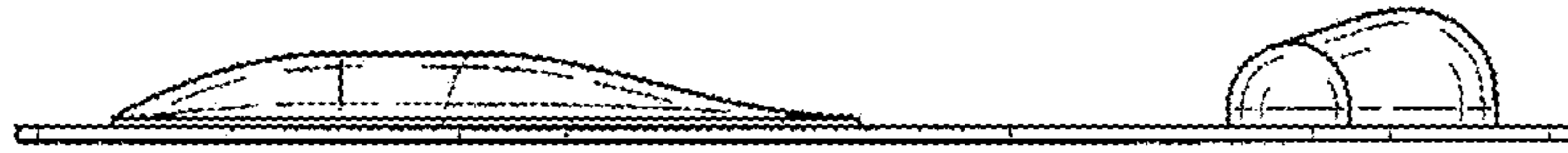


FIG-5



FIG-6

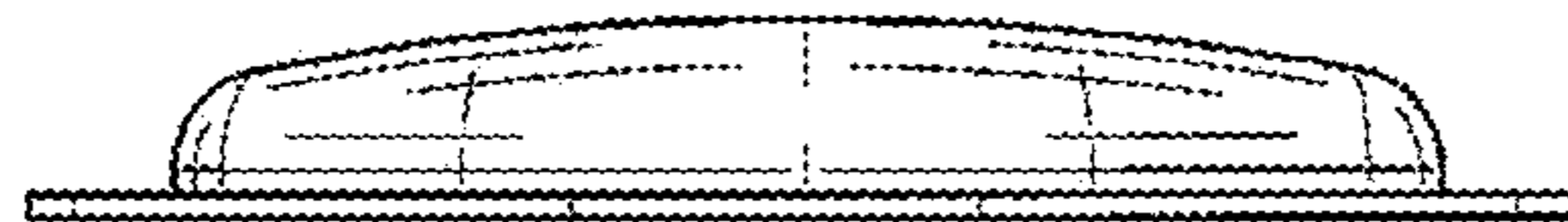


FIG-7




FIG-8




FIG-9



FIG-10