



US00D718025S

(12) **United States Design Patent**
Wert et al.

(10) **Patent No.:** **US D718,025 S**
(45) **Date of Patent:** **** Nov. 25, 2014**

(54) **INSOLE**
(71) Applicant: **Stable Step LLC**, Wadsworth, OH (US)
(72) Inventors: **Jeffrey L. Wert**, Medina, OH (US);
Corey W. Remington, Wadsworth, OH (US)
(73) Assignee: **Stable Step LLC**, Wadsworth, OH (US)
(**) Term: **14 Years**
(21) Appl. No.: **29/452,994**

(22) Filed: **Apr. 24, 2013**
(51) **LOC (10) Cl.** **02-04**
(52) **U.S. Cl.**
USPC **D2/961**
(58) **Field of Classification Search**
USPC D2/914, 946-962; 36/43, 44, 71, 88,
36/91-94, 100, 101, 126, 136, 145, 154,
36/173
See application file for complete search history.

(56) **References Cited**

U.S. PATENT DOCUMENTS

D329,129 S * 9/1992 Brown D2/961
D396,138 S * 7/1998 Roy D2/961
D497,474 S * 10/2004 Romero Sanchez D2/961

D517,291 S * 3/2006 Vasyli D2/961
D582,641 S * 12/2008 Kielt et al. D2/961
D614,842 S * 5/2010 Vasyli D2/961
D617,086 S * 6/2010 Avent et al. D2/961

* cited by examiner

Primary Examiner — Stella Reid
Assistant Examiner — Janice Lim

(74) *Attorney, Agent, or Firm* — Renner, Kenner, Greiver,
Bobak, Taylor & Weber

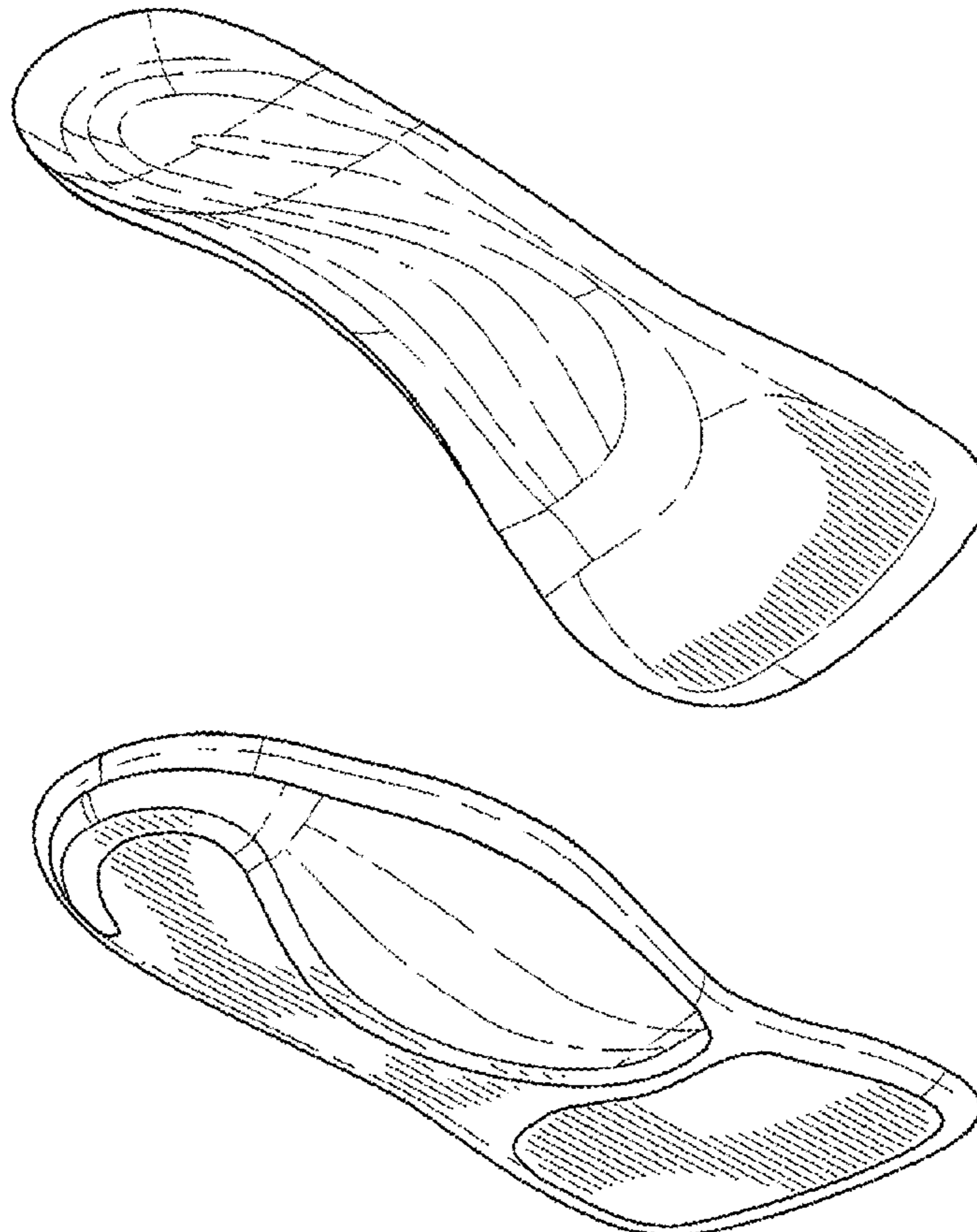
(57) **CLAIM**

The ornamental design for an insole, as shown and described.

DESCRIPTION

FIG. 1 is a top, front, right side perspective view of an insole for the left shoe showing our new design;
FIG. 2 is a bottom, front, right side perspective view thereof;
FIG. 3 is a top plan view thereof;
FIG. 4 is a bottom plan view thereof;
FIG. 5 is a right side elevational view thereof;
FIG. 6 is a left side elevational view thereof;
FIG. 7 is a front elevational view thereof;
FIG. 8 is a rear elevational view thereof.
FIG. 9 is a sectional view taken along the line 9-9 of FIG. 4;
FIG. 10 is a sectional view taken along line 10-10 of FIG. 4;
and,
FIG. 11 is a sectional view taken along line 11-11 of FIG. 4.
The right shoe insole is a mirror image of the views of the left shoe insole.

1 Claim, 4 Drawing Sheets



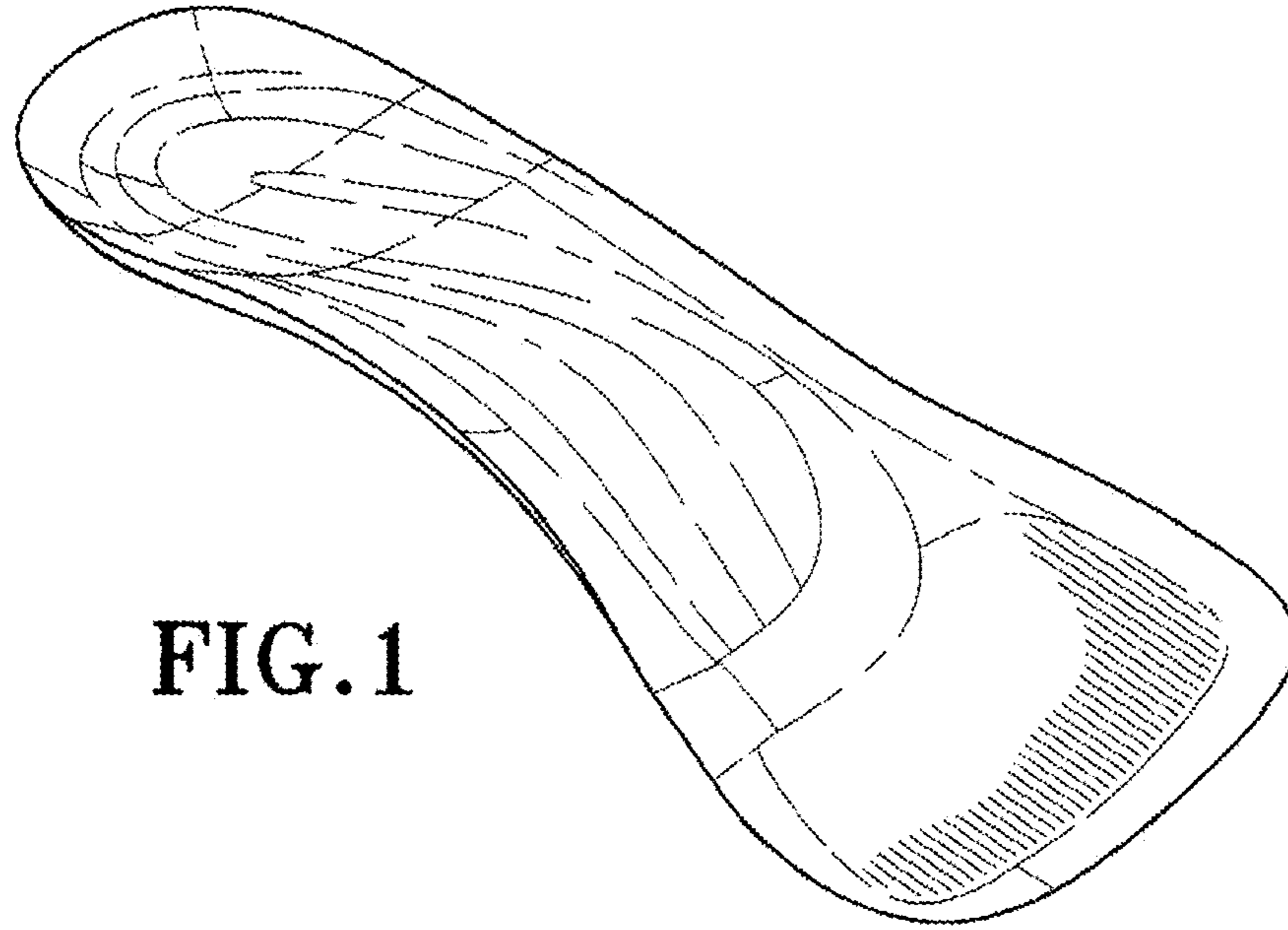


FIG. 1

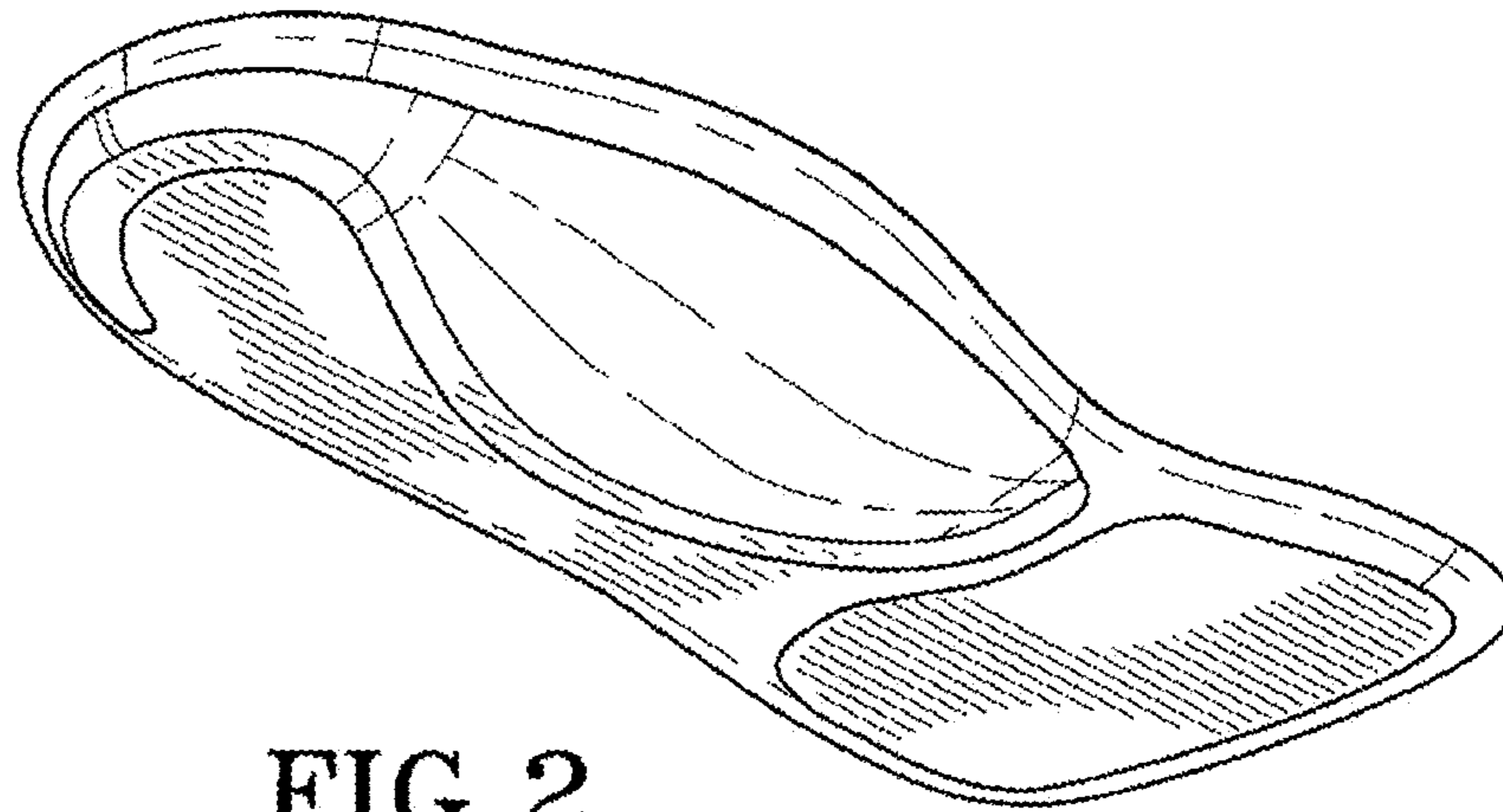


FIG. 2

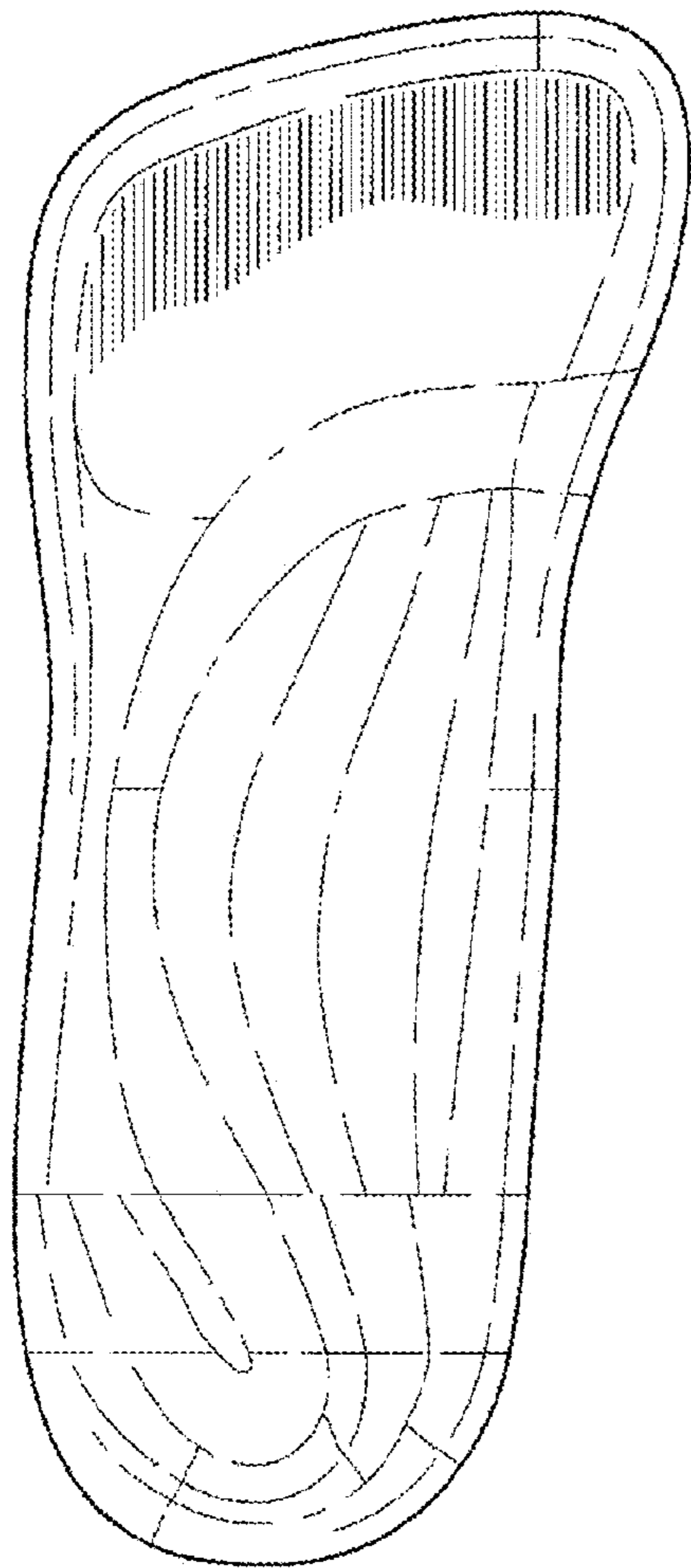


FIG. 3

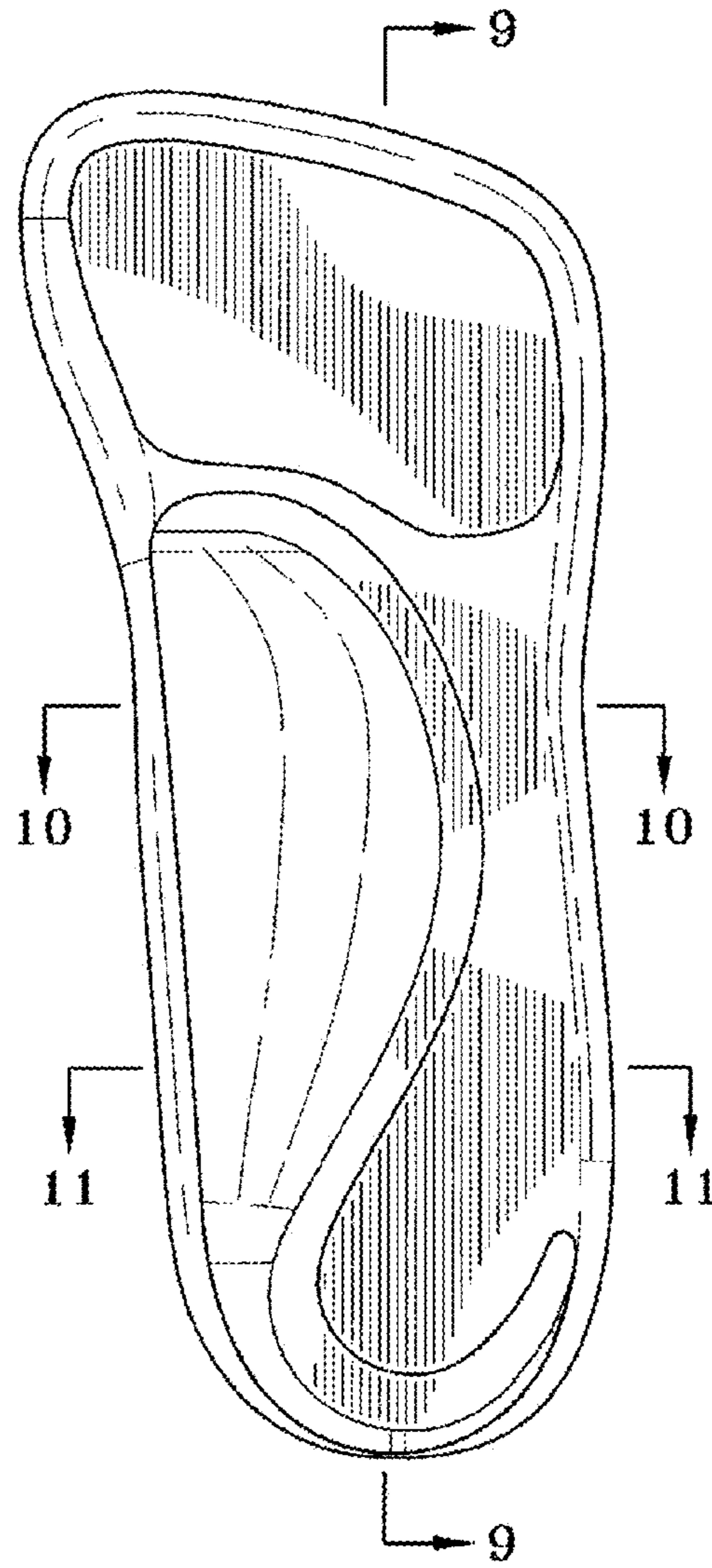


FIG. 4




FIG. 5




FIG. 6



FIG. 7

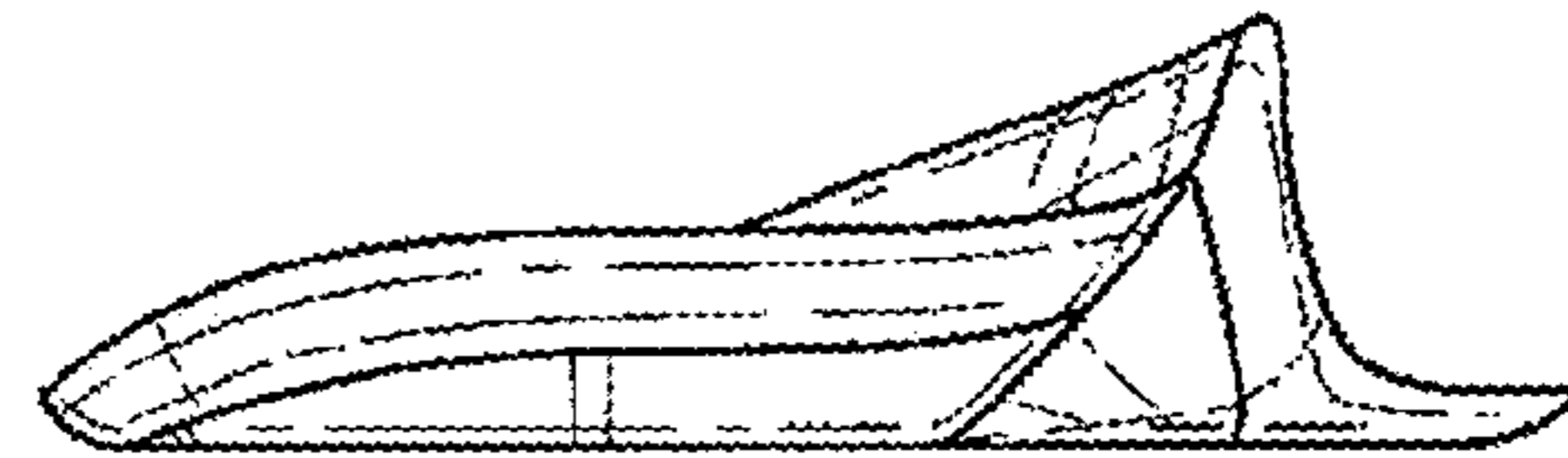


FIG. 8



FIG. 9




FIG. 10



FIG. 11