



US00D718016S

(12) **United States Design Patent**
Cho

(10) **Patent No.:** **US D718,016 S**
(45) **Date of Patent:** **** Nov. 25, 2014**

(54) **CORSET**

(75) Inventor: **Kyoung Ho Cho**, Cheonan-si (KR)

(73) Assignees: **Aroma-Life Co., Ltd.**, Gwangju (KR);
Cho, Kyoung Ho, Cheonan-si,
Chungcheongnam-do (KR)

(**) Term: **14 Years**

(21) Appl. No.: **29/416,000**

(22) Filed: **Mar. 16, 2012**

(30) **Foreign Application Priority Data**

Sep. 16, 2011 (KR) 30-2011-0038626

(51) **LOC (10) Cl.** **02-01**

(52) **U.S. Cl.**
USPC **D2/702**

(58) **Field of Classification Search**
CPC A41C 3/0057; A41C 3/0014; A41C 3/124;
A41C 3/0028; A41C 3/02; A41C 3/08
USPC D2/700, 701, 702, 703, 704, 705, 706,
D2/707, 708, 709, 710, 731, 737, 793, 829,
D2/841; 2/67, 69, 104, 109, 113; 450/1, 2,
450/3, 34, 39, 45, 47, 48, 49, 58, 63, 79, 80,
450/82, 86, 154

See application file for complete search history.

(56) **References Cited**

U.S. PATENT DOCUMENTS

376,924 A * 1/1888 Thompson 450/31
D25,246 S * 3/1896 Fitzpatrick D2/700
877,416 A * 1/1908 Fanta 2/113
D45,287 S * 2/1914 Burns et al. D2/709
1,489,046 A * 4/1924 Thompson 2/114
1,545,441 A * 7/1925 Newman et al. 450/4
D167,631 S * 9/1952 Imershein D2/708

D177,181 S * 3/1956 Kurzman D2/706
2,888,931 A * 6/1959 Schaumer 450/58
3,116,735 A * 1/1964 Geimer 450/2
3,144,869 A * 8/1964 Blair 450/74
D201,552 S * 7/1965 Sachs D2/706
D211,231 S * 6/1968 Salisky D2/702
D304,255 S * 10/1989 Guss D2/708
D331,138 S * 11/1992 Kopp et al. D2/703
D453,409 S * 2/2002 Kim D2/706
D503,509 S * 4/2005 Bell et al. D2/701
D550,368 S * 9/2007 Hankins D24/190
7,429,206 B2 * 9/2008 Perry 450/86

(Continued)

FOREIGN PATENT DOCUMENTS

KR 300657343 * 8/2012
KR 300657402 * 8/2012

Primary Examiner — Karen E Eldridge Powers

(74) *Attorney, Agent, or Firm* — Ladas & Parry LLP

(57) **CLAIM**

The ornamental design for a corset, as shown and described.

DESCRIPTION

FIG. 1 is a perspective view of my new design for a corset;
FIG. 2 is a front elevational view thereof;
FIG. 3 is a rear elevational view thereof;
FIG. 4 is a left side elevational view thereof;
FIG. 5 is a right side elevational view thereof;
FIG. 6 is a top plan view thereof;
FIG. 7 is a bottom plan view thereof;
FIG. 8 is a reference view of the corset in which the front of
the corset is unfolded;
FIG. 9 is an enlarged reference view of a part of the back of the
corset; and,
FIG. 10 is an enlarged reference view of the closure for the
corset.

1 Claim, 6 Drawing Sheets



(56)

References Cited

U.S. PATENT DOCUMENTS

D639,527 S *	6/2011	Stoffle	D2/717	2008/0052802 A1 *	3/2008	Bryan	2/54
D644,411 S *	9/2011	Guerrier	D2/703	2012/0171930 A1 *	7/2012	Kaufman	450/58
8,185,970 B2 *	5/2012	Summers et al.	2/69	2012/0311760 A1 *	12/2012	Puni	2/69
2002/0000684 A1 *	1/2002	Nakanishi	264/257	2012/0324615 A1 *	12/2012	Heimann	2/69
				2013/0104280 A1 *	5/2013	Boynton	2/79
				2014/0051330 A1 *	2/2014	Lin	450/86

* cited by examiner

FIG. 1



FIG. 2



FIG. 3



FIG. 4




FIG. 5




FIG. 6



FIG. 7



FIG. 8




FIG. 9

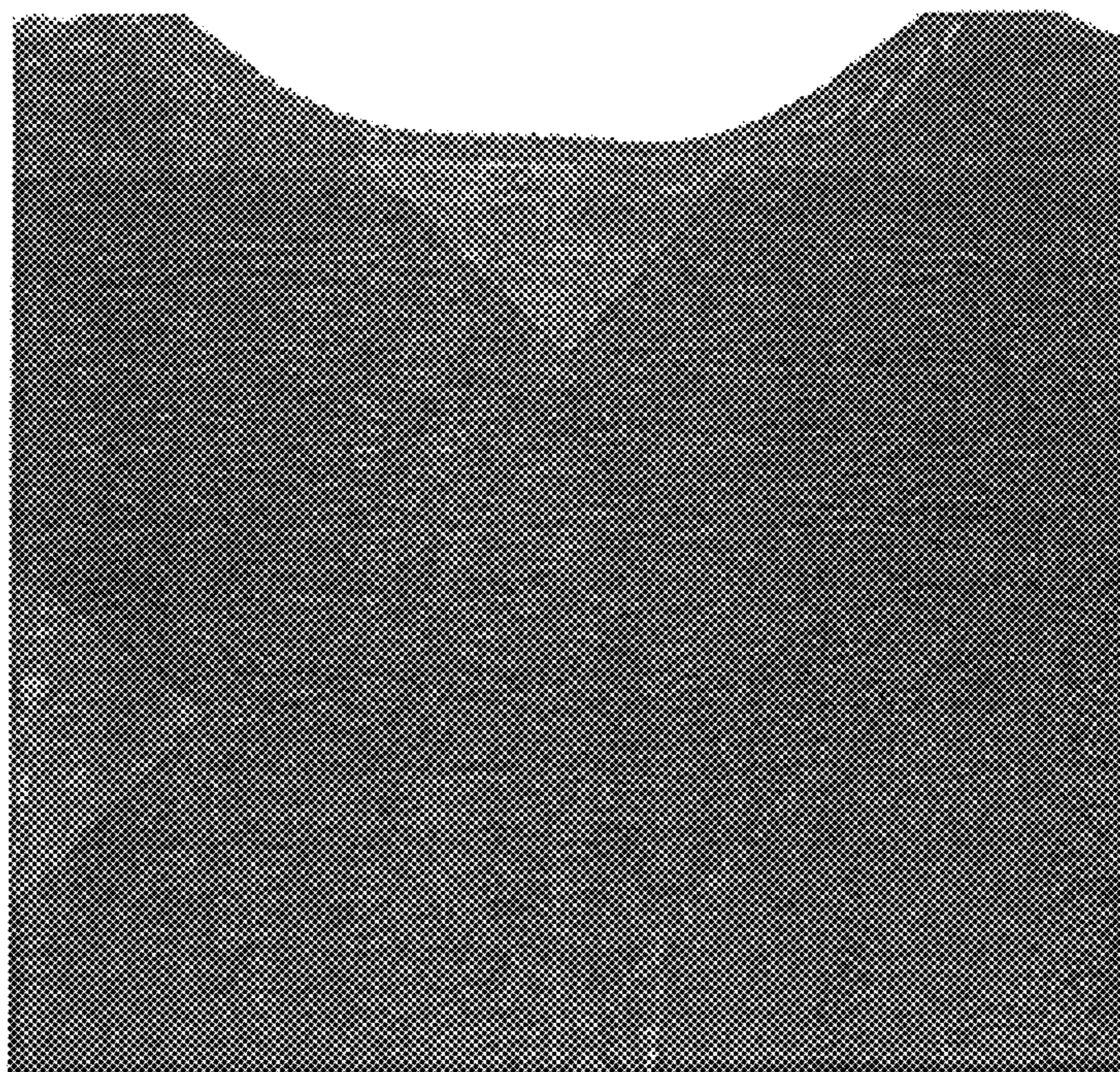


FIG. 10

