



US00D718010S

(12) **United States Design Patent**  
**Miller et al.**

(10) **Patent No.:** **US D718,010 S**

(45) **Date of Patent:** **\*\* Nov. 18, 2014**

(54) **EXTRACTION CLEANER BASE**

(71) Applicant: **BISSELL Homecare, Inc.**, Grand Rapids, MI (US)

(72) Inventors: **David M. Miller**, Zeeland, MI (US);  
**Adam G. Carr**, Rockford, MI (US)

(73) Assignee: **BISSELL Homecare, Inc.**, Grand Rapids, MI (US)

(\*\*) Term: **14 Years**

(21) Appl. No.: **29/443,859**

(22) Filed: **Jan. 23, 2013**

(51) **LOC (10) Cl.** ..... **15-05**

(52) **U.S. Cl.**  
USPC ..... **D32/32**

(58) **Field of Classification Search**  
USPC ..... D32/31-33, 22, 17; 15/415.1-422, 1,  
15/414, 320, 322, 405, 410, 353, 400, 333,  
15/334, 335, 350, 327.1-327.7, 354-355,  
15/357  
See application file for complete search history.

(56) **References Cited**

**U.S. PATENT DOCUMENTS**

D385,072 S \* 10/1997 Bradd ..... D32/32  
D387,522 S \* 12/1997 Medema ..... D32/33  
D396,905 S \* 8/1998 Bradd ..... D32/32

D420,179 S \* 2/2000 Medema et al. .... D32/33  
D431,887 S \* 10/2000 Bradd et al. .... D32/33  
D439,384 S \* 3/2001 Medema ..... D32/32  
D463,635 S \* 9/2002 Wareham ..... D32/32  
6,446,302 B1 \* 9/2002 Kasper et al. .... 15/319  
D469,938 S \* 2/2003 Wareham et al. .... D32/32  
D486,282 S \* 2/2004 Parr et al. .... D32/32  
D520,195 S \* 5/2006 Carr et al. .... D32/33  
D533,698 S \* 12/2006 Medema et al. .... D32/32  
D545,012 S \* 6/2007 Parr et al. .... D32/32  
D598,170 S \* 8/2009 Benacquisto et al. .... D32/32  
D598,618 S \* 8/2009 Benacquisto et al. .... D32/32  
D664,728 S \* 7/2012 Santiago et al. .... D32/32  
D689,252 S \* 9/2013 Benacquisto et al. .... D32/33

\* cited by examiner

*Primary Examiner* — Ruth McInroy

(74) *Attorney, Agent, or Firm* — McGarry Bair PC


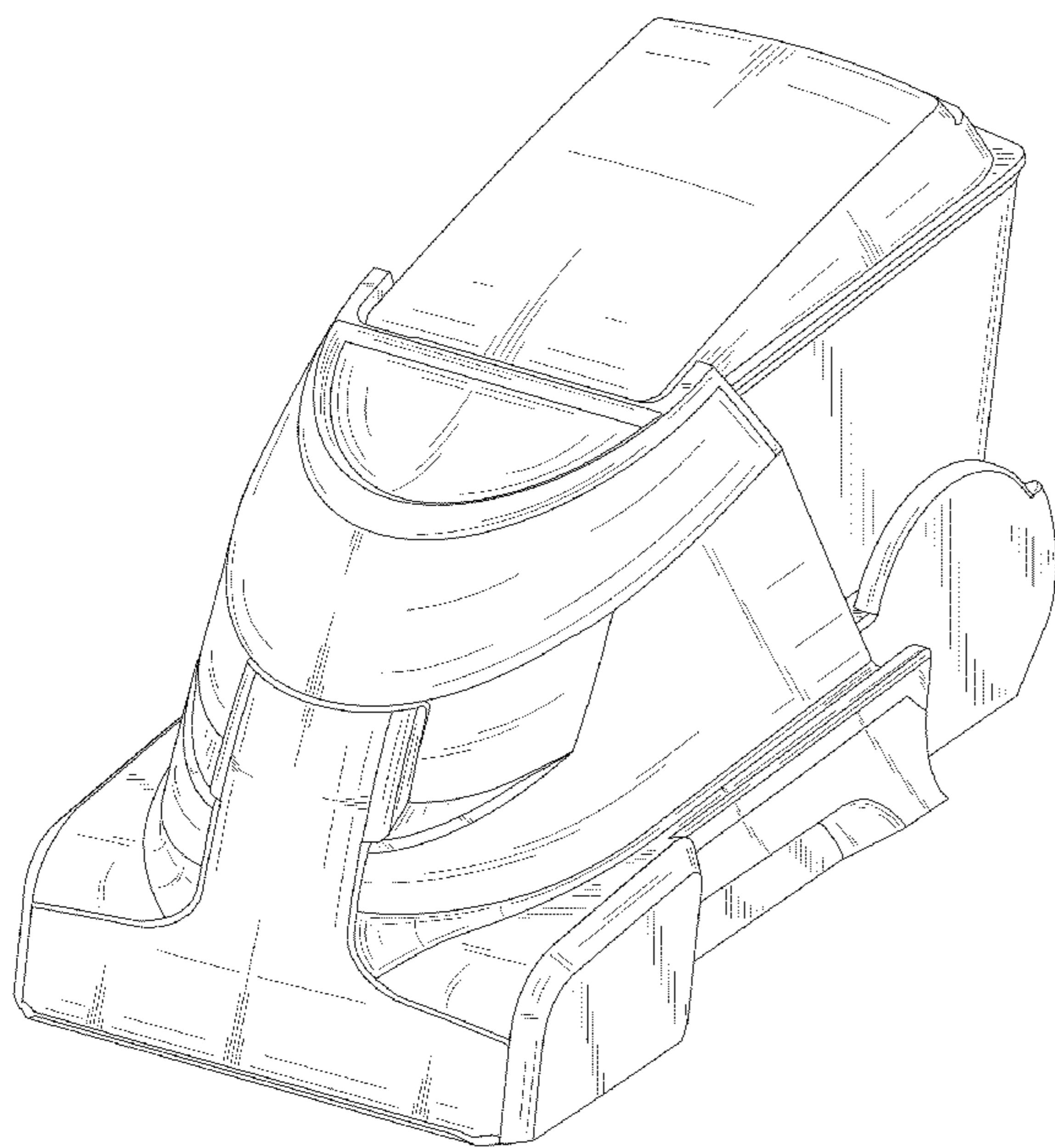
(57) **CLAIM**

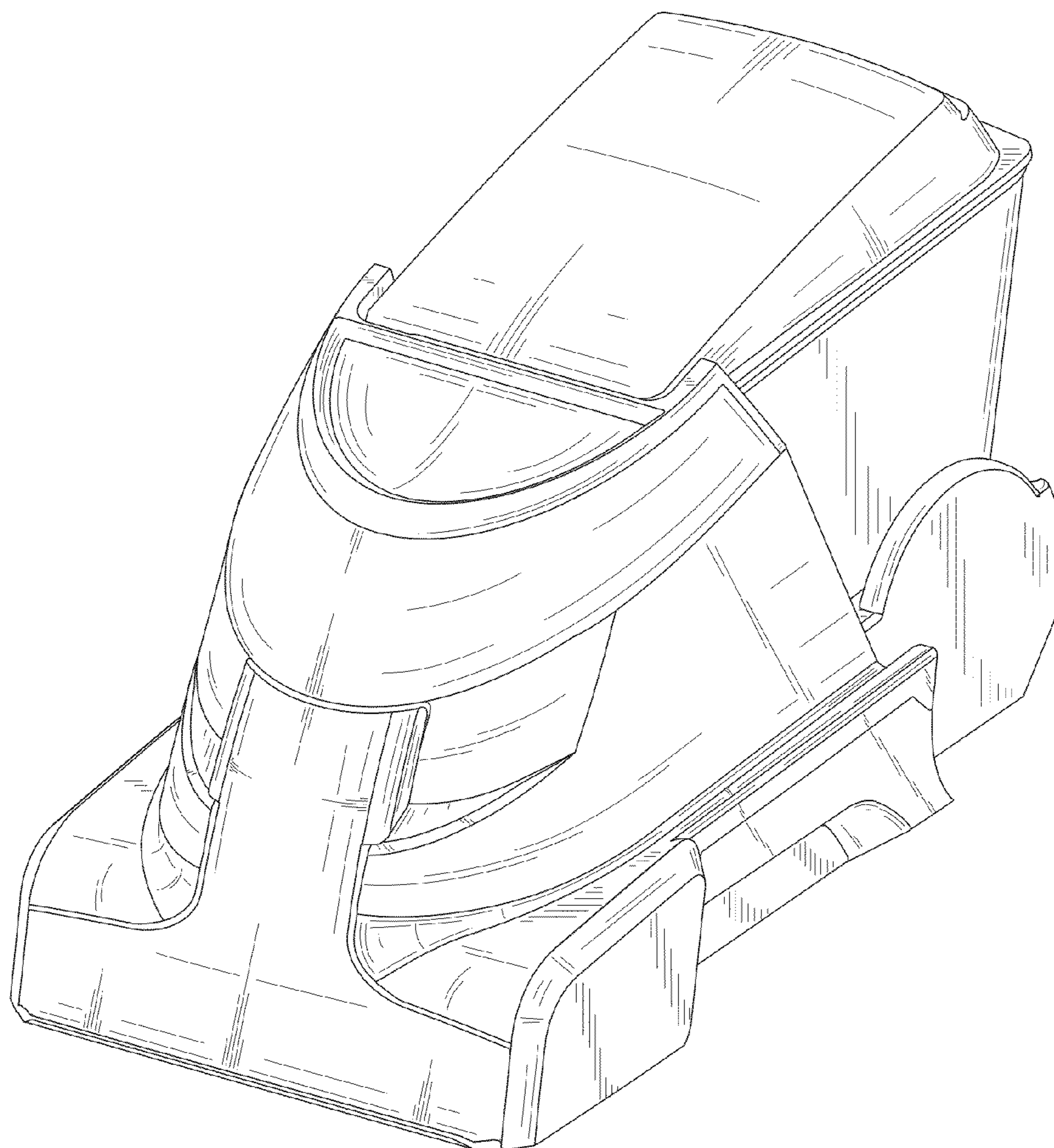
The ornamental design for an extraction cleaner base, as shown and described.

**DESCRIPTION**

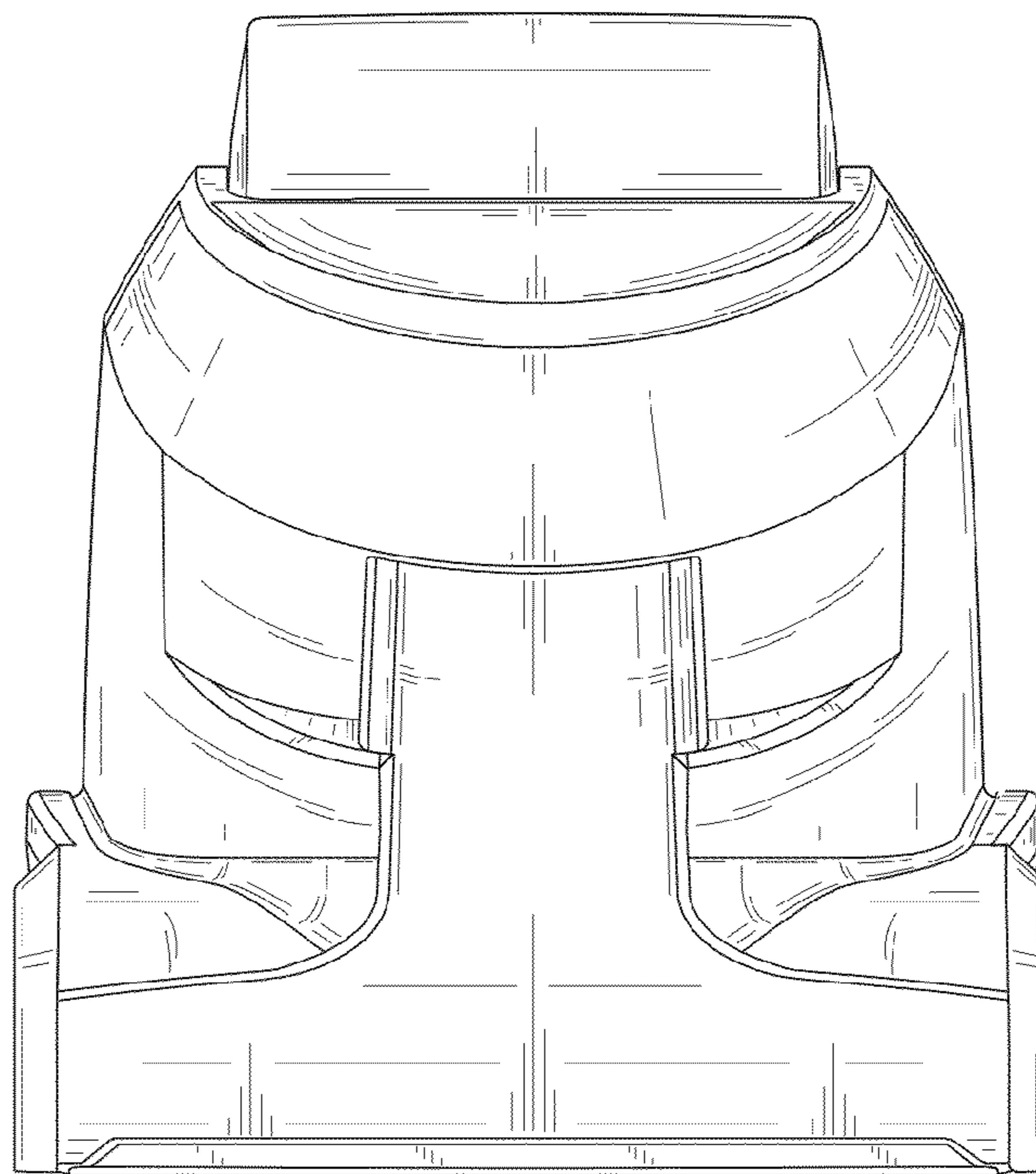
FIG. 1 is a front, right perspective view an extraction cleaner base showing our new design;  
FIG. 2 is a front view thereof;  
FIG. 3 is a rear view thereof;  
FIG. 4 is a left side view thereof;  
FIG. 5 is a right side view thereof; and,  
FIG. 6 is a top view thereof.

**1 Claim, 4 Drawing Sheets**






**FIG. 1**

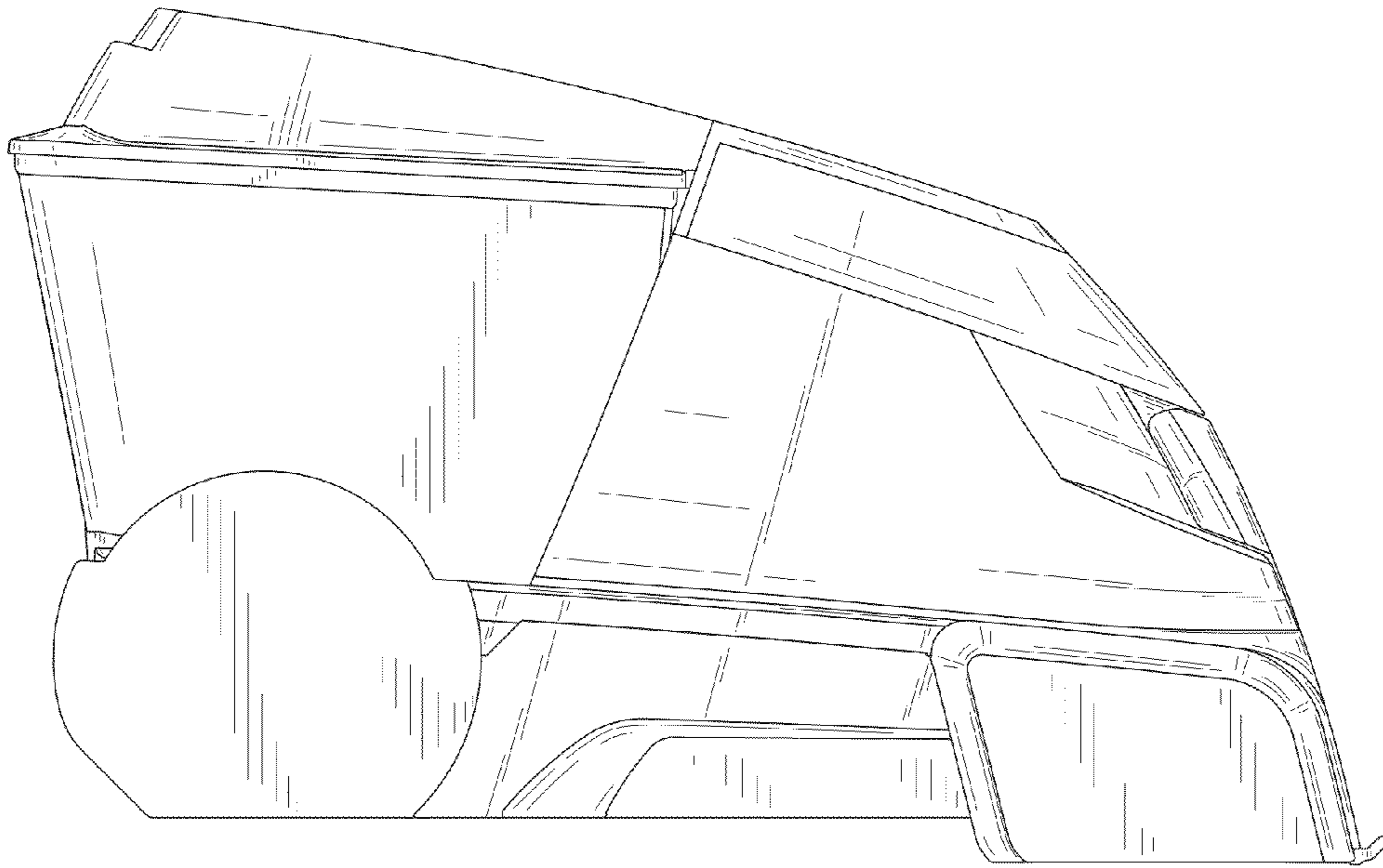


**FIG. 2**

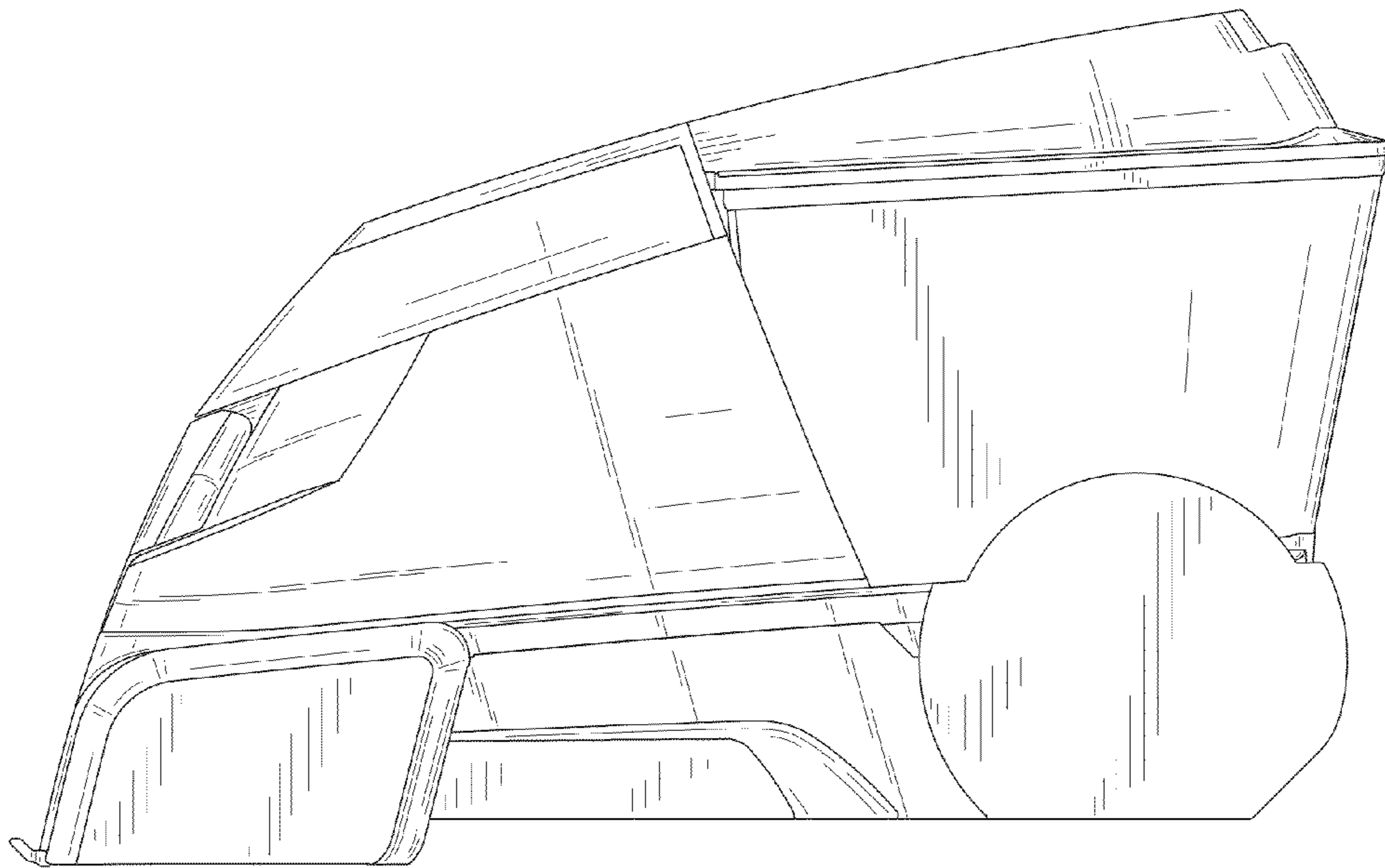


**FIG. 3**

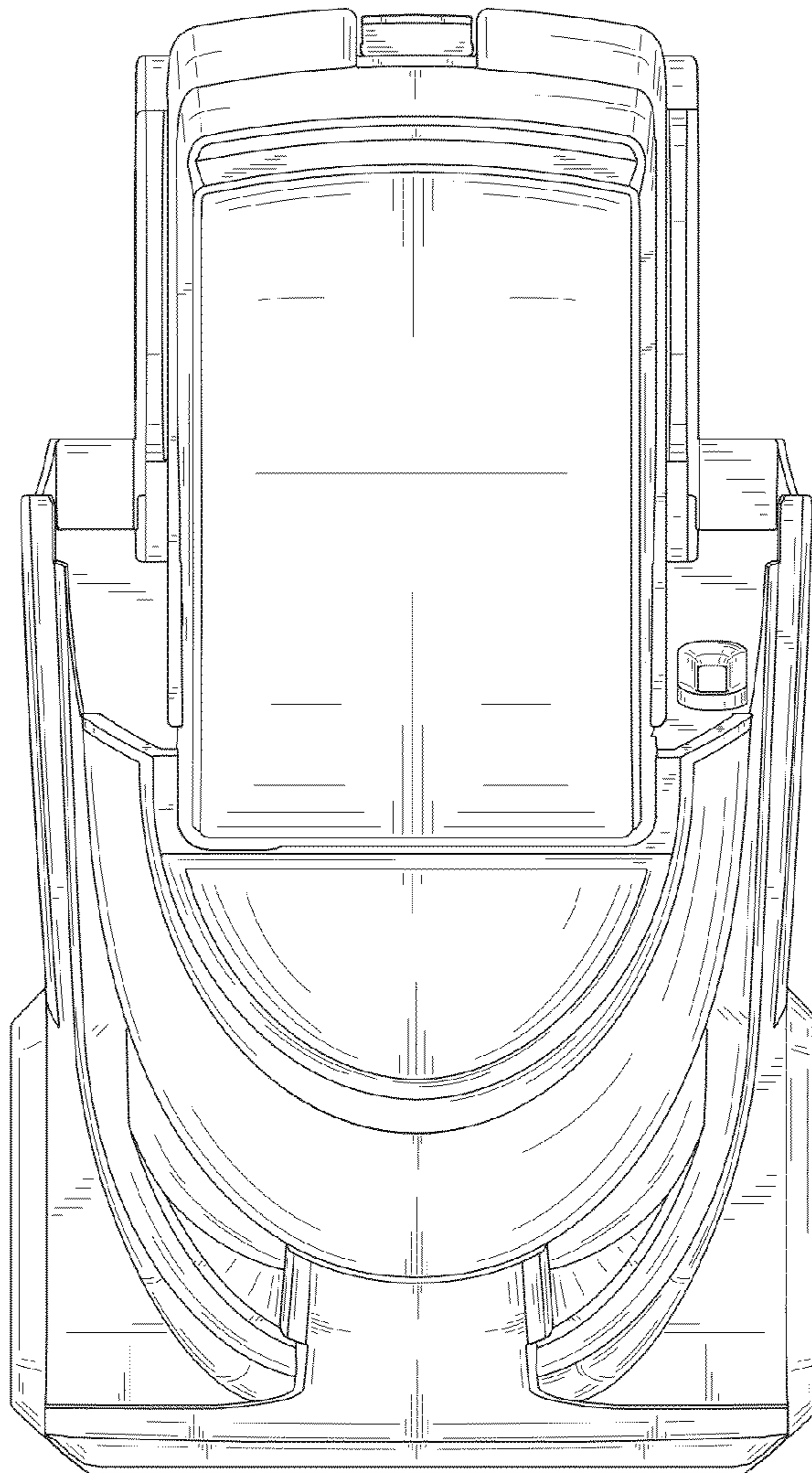




**FIG. 4**



**FIG. 5**



**FIG. 6**