



US00D718009S

(12) **United States Design Patent**
Sun

(10) **Patent No.:** **US D718,009 S**

(45) **Date of Patent:** **** Nov. 18, 2014**

(54) **EXTERIOR SURFACE OF A CYCLONE RECEPTACLE**

(71) Applicant: **Electrolux Home Care Products, Inc.**,
Charlotte, NC (US)

(72) Inventor: **Brian Wang Sun**, Shanghai (CN)

(73) Assignee: **Electrolux Home Care Products, Inc.**,
Charlotte, NC (US)

(**) Term: **14 Years**

(21) Appl. No.: **29/460,515**

(22) Filed: **Jul. 11, 2013**

Related U.S. Application Data

(62) Division of application No. 29/439,572, filed on Dec. 12, 2012, now Pat. No. Des. 689,658.

(51) **LOC (10) Cl.** **15-05**

(52) **U.S. Cl.**
USPC **D32/31**

(58) **Field of Classification Search**
USPC D32/22, 30-31, 34, 19-20; 55/429,
55/337, DIG. 3, 459.1, 345, 339, 426, 440,
55/452-453, 456, 463; 15/410, 347, 328,
15/350, 352, 353, 361, DIG. 8, 246.2,
15/320-322, 409, 28, 23, 179, 97.1, 24;
451/466; 210/512.1

See application file for complete search history.

(56) **References Cited**

U.S. PATENT DOCUMENTS

471,272 A 3/1892 Morse
1,508,315 A 9/1924 Brockway

(Continued)

FOREIGN PATENT DOCUMENTS

GB 2453862 4/2009
GB 2496509 5/2013

OTHER PUBLICATIONS

Combined Search and Examination Report for Application No. GB1306708.7 dated Aug. 20, 2013.

(Continued)

Primary Examiner — Ruth McInroy

(74) *Attorney, Agent, or Firm* — RatnerPrestia

(57) **CLAIM**

The ornamental design for an exterior surface of a cyclone receptacle, as shown and described.

DESCRIPTION

FIG. 1 is a perspective view of an exterior surface of a cyclone receptacle according to a first embodiment of the present invention.

FIG. 2 is a front elevation view of the exterior surface of a cyclone receptacle of FIG. 1.

FIG. 3 is a left side elevation view of the exterior surface of a cyclone receptacle of FIG. 1.

FIG. 4 is a rear elevation view of the exterior surface of a cyclone receptacle of FIG. 1.

FIG. 5 is a right side elevation view of the exterior surface of a cyclone receptacle of FIG. 1.

FIG. 6 is a top plan view of the exterior surface of a cyclone receptacle of FIG. 1.

FIG. 7 is a bottom plan view of the exterior surface of a cyclone receptacle of FIG. 1.

FIG. 8 is a perspective view of an exterior surface of a cyclone receptacle according to a second embodiment of the present invention, the second embodiment being a mirror image of the first embodiment.

FIG. 9 is a front elevation view of the exterior surface of a cyclone receptacle of FIG. 8.

FIG. 10 is a left side elevation view of the exterior surface of a cyclone receptacle of FIG. 8.


FIG. 11 is a rear elevation view of the exterior surface of a cyclone receptacle of FIG. 8.

FIG. 12 is a right side elevation view of the exterior surface of a cyclone receptacle of FIG. 8.

FIG. 13 is a top plan view of the exterior surface of a cyclone receptacle of FIG. 8; and, FIG. 14 is a bottom plan view of the exterior surface of a cyclone receptacle of FIG. 8.

In the drawings, broken lines indicate environmental structure or boundaries that form no part of the claimed design.

1 Claim, 14 Drawing Sheets



(56)

References Cited

U.S. PATENT DOCUMENTS

1,565,318 A * 12/1925 Fisher 55/417
 2,010,128 A 8/1935 Arnold
 2,378,600 A 6/1945 Tongeren
 2,432,757 A 12/1947 Weniger
 2,542,634 A 2/1951 Davis et al.
 2,698,672 A 1/1955 Burnside et al.
 3,174,264 A 3/1965 McKnab
 3,234,713 A 2/1966 Harper et al.
 3,320,727 A 5/1967 Farley et al.
 3,399,770 A 9/1968 Salomon
 3,543,325 A 12/1970 Hamrick
 3,745,965 A 7/1973 Ljung et al.
 3,887,456 A 6/1975 Loughner
 3,971,718 A 7/1976 Reid
 4,059,419 A 11/1977 Ross
 4,062,766 A 12/1977 Duesling
 4,510,056 A 4/1985 Frykhult et al.
 4,537,314 A 8/1985 Skardal
 4,853,008 A 8/1989 Dyson
 4,953,253 A 9/1990 Fukuda et al.
 5,078,761 A 1/1992 Dyson
 5,137,554 A 8/1992 Carter, Jr.
 5,145,499 A 9/1992 Dyson
 5,224,976 A * 7/1993 Oranje 55/399
 5,281,591 A 1/1994 Burke
 5,653,347 A 8/1997 Larsson
 5,846,273 A 12/1998 Dyson
 D407,875 S * 4/1999 Burchard et al. D32/31
 5,893,936 A 4/1999 Dyson
 6,129,775 A 10/2000 Conrad et al.
 6,146,434 A 11/2000 Scalfani et al.
 6,168,641 B1 1/2001 Tuvin et al.
 6,168,716 B1 1/2001 Conrad et al.
 6,312,594 B1 11/2001 Conrad et al.
 6,363,574 B2 4/2002 Worden et al.
 6,502,277 B1 1/2003 Petersson et al.
 6,558,453 B2 5/2003 Sepke et al.
 D494,718 S * 8/2004 Rosenzweig et al. D32/31
 D494,719 S * 8/2004 Rosenzweig et al. D32/31
 6,829,804 B2 12/2004 Sepke

6,910,245 B2 6/2005 Hawkins et al.
 D518,612 S * 4/2006 Parr et al. D32/31
 D520,692 S * 5/2006 Leyden D32/31
 7,128,770 B2 10/2006 Oh et al.
 7,163,568 B2 1/2007 Sepke et al.
 7,222,392 B2 5/2007 McCormick et al.
 7,228,592 B2 6/2007 Hawkins et al.
 D547,507 S * 7/2007 Medema et al. D32/31
 7,247,181 B2 7/2007 Hansen et al.
 7,293,326 B2 11/2007 Hawkins et al.
 7,305,735 B2 * 12/2007 Overvaag 15/352
 D581,612 S * 11/2008 Yoo et al. D32/31
 D583,117 S * 12/2008 Peace et al. D32/31
 D587,415 S * 2/2009 Dyson et al. D32/31
 D589,219 S * 3/2009 Knox et al. D32/31
 7,497,899 B2 3/2009 Han et al.
 7,559,963 B2 7/2009 Oh et al.
 7,594,945 B2 * 9/2009 Kim et al. 55/429
 7,632,324 B2 12/2009 Makarov et al.
 D609,416 S * 2/2010 Hill et al. D32/31
 D609,418 S * 2/2010 Santiago et al. D32/31
 7,662,200 B2 2/2010 Knuth et al.
 7,682,414 B2 * 3/2010 Yoshida et al. 55/429
 7,722,709 B2 5/2010 Conrad
 7,771,499 B2 * 8/2010 Oh et al. 55/343
 7,814,612 B2 10/2010 Sepke et al.
 D632,037 S * 2/2011 Carr et al. D32/31
 7,879,142 B2 * 2/2011 Han et al. 96/381
 7,922,794 B2 4/2011 Morphey
 7,931,740 B2 4/2011 Al-Alusi et al.
 7,951,214 B2 5/2011 Menrik et al.
 8,225,456 B2 7/2012 Håkan et al.
 D670,052 S * 10/2012 Dos Reis D32/31
 2002/0144637 A1 10/2002 Wendling et al.
 2007/0012003 A1 * 1/2007 Oh et al. 55/429
 2008/0184681 A1 * 8/2008 Oh et al. 55/345
 2013/0219654 A1 8/2013 Ruben

OTHER PUBLICATIONS

Non-final Office Action for U.S. Appl. No. 13/650,662 dated Jun. 26, 2014.

* cited by examiner




FIG. 1




FIG. 2




FIG. 3




FIG. 4

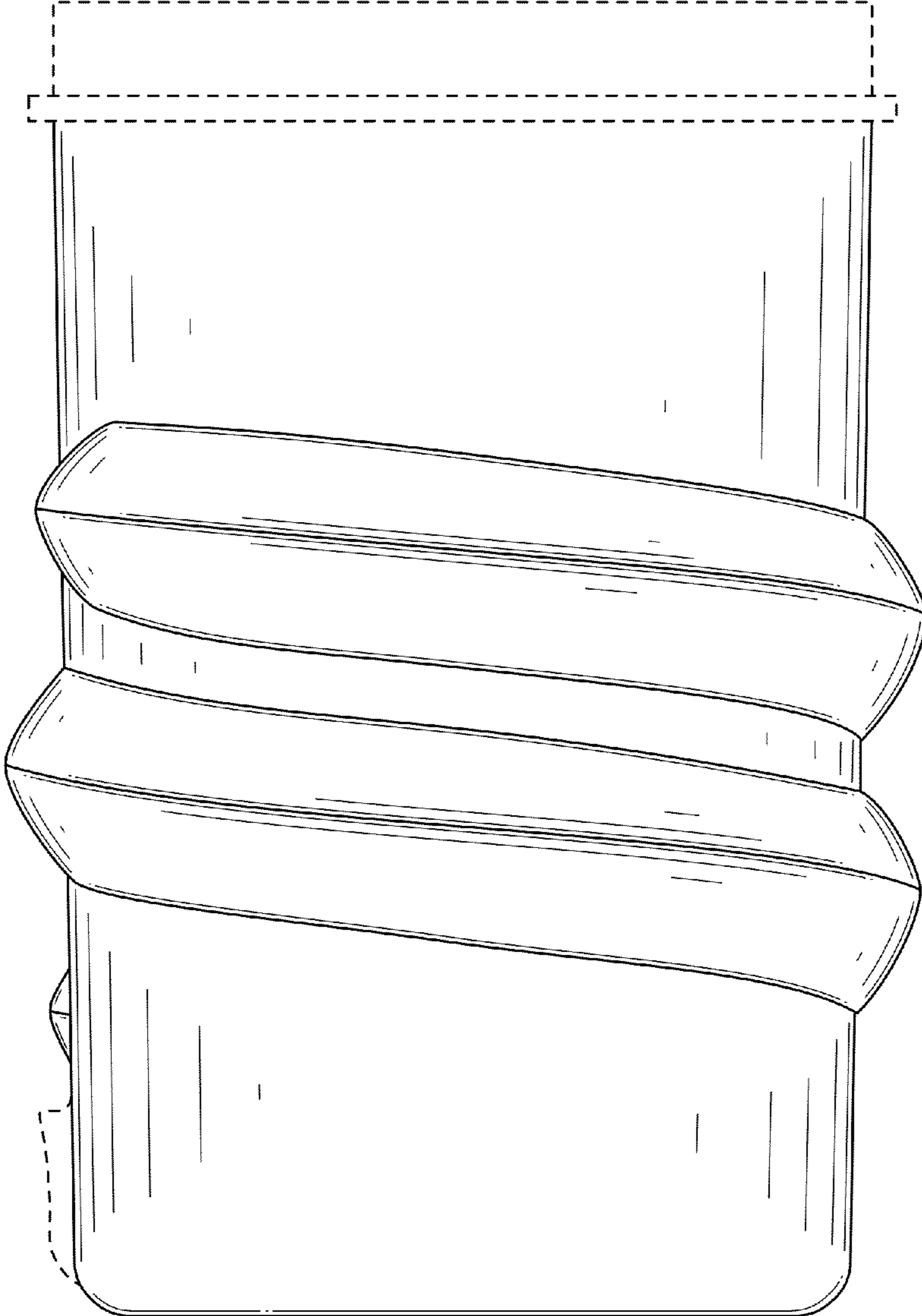


FIG. 5

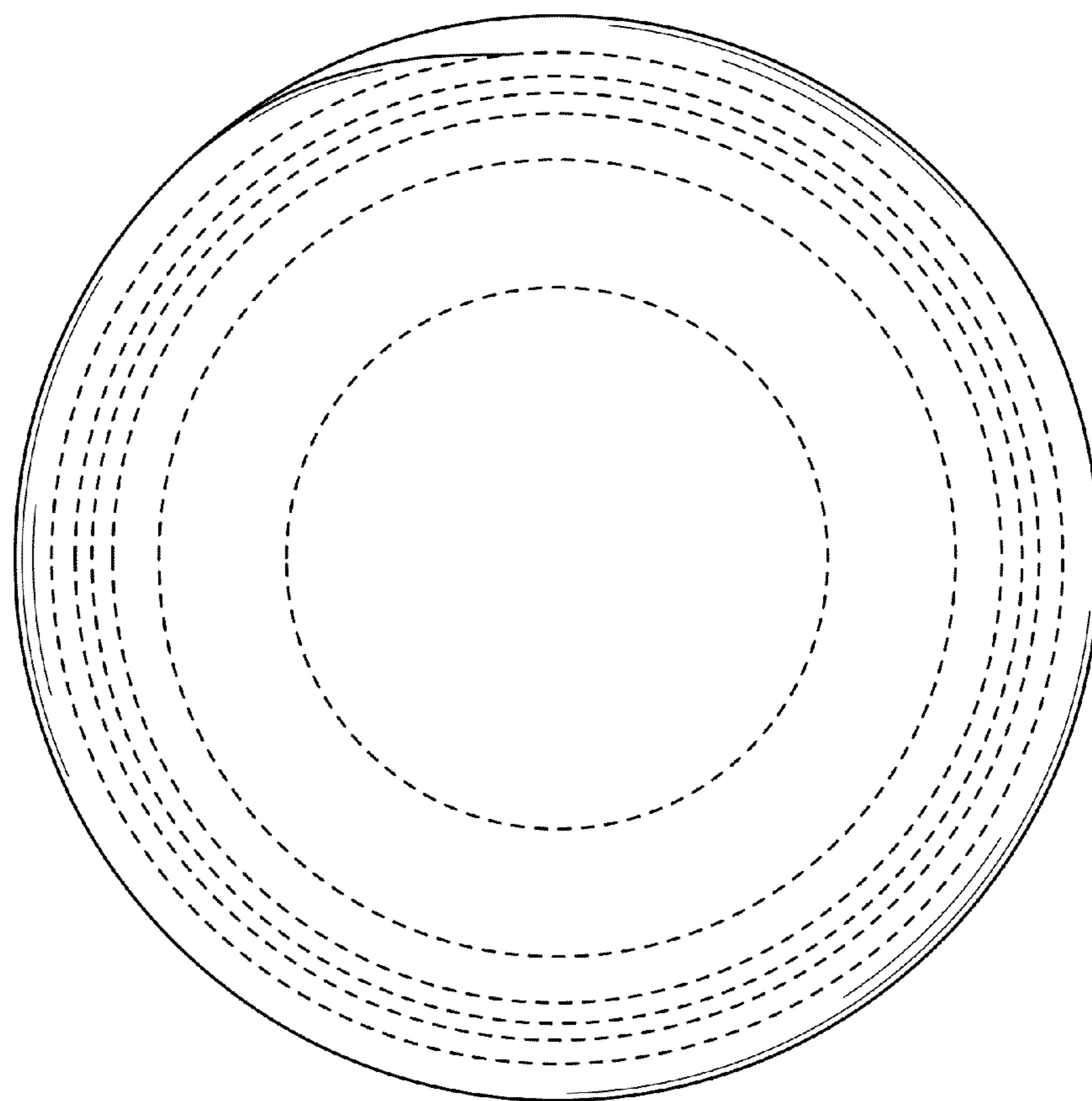


FIG. 6

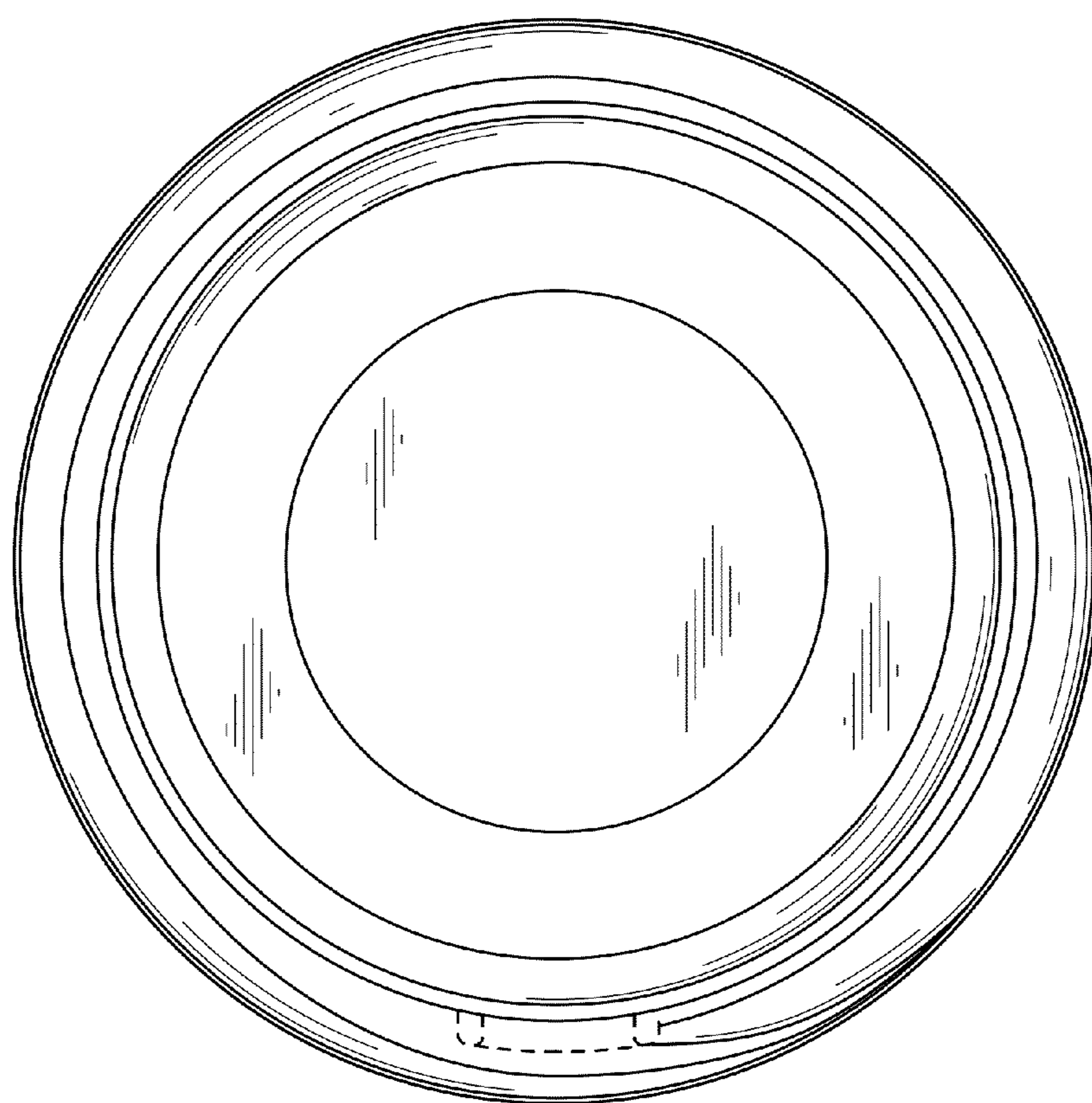


FIG. 7




FIG. 8




FIG. 9




FIG. 10




FIG. 11




FIG. 12

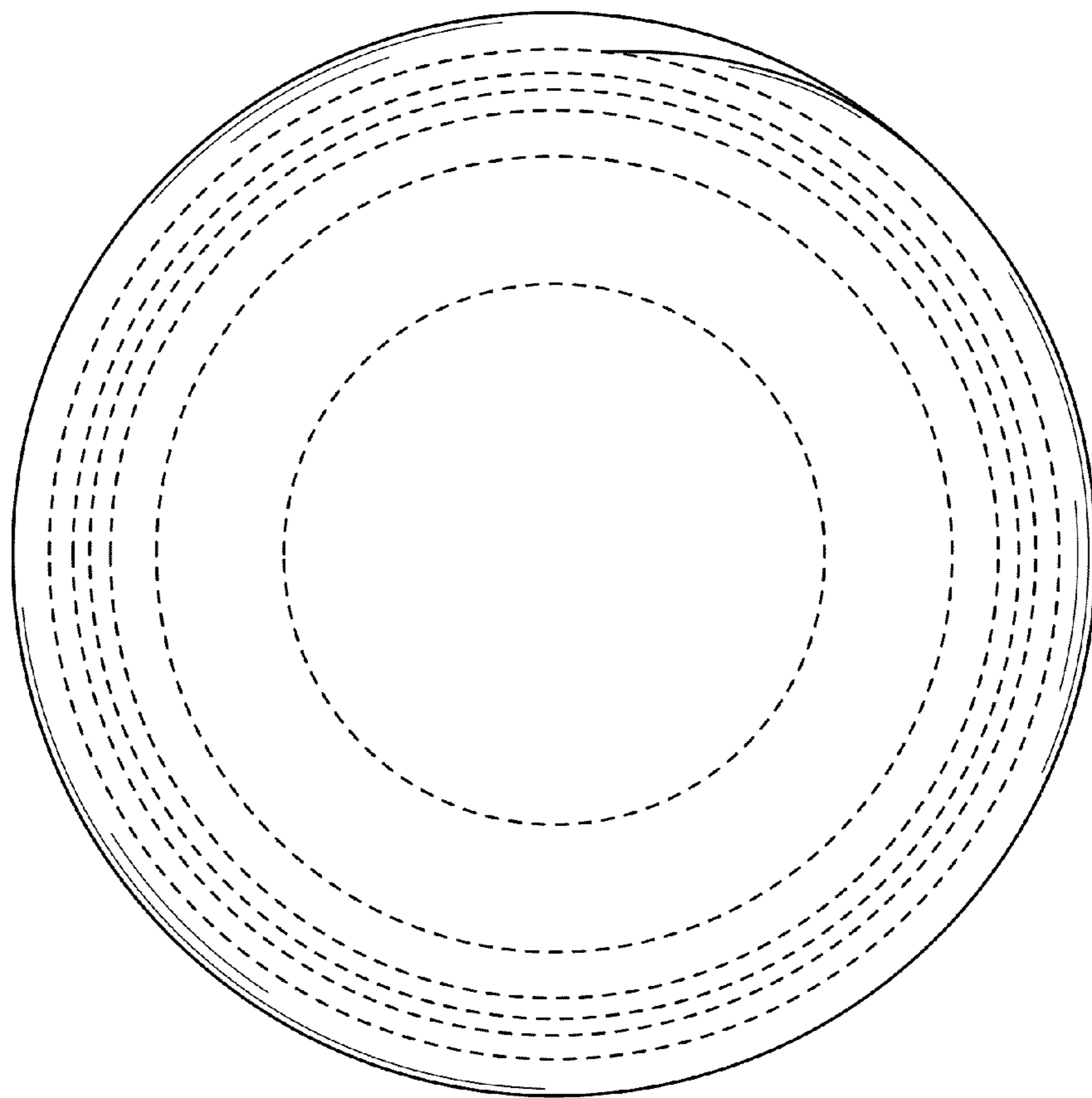


FIG. 13

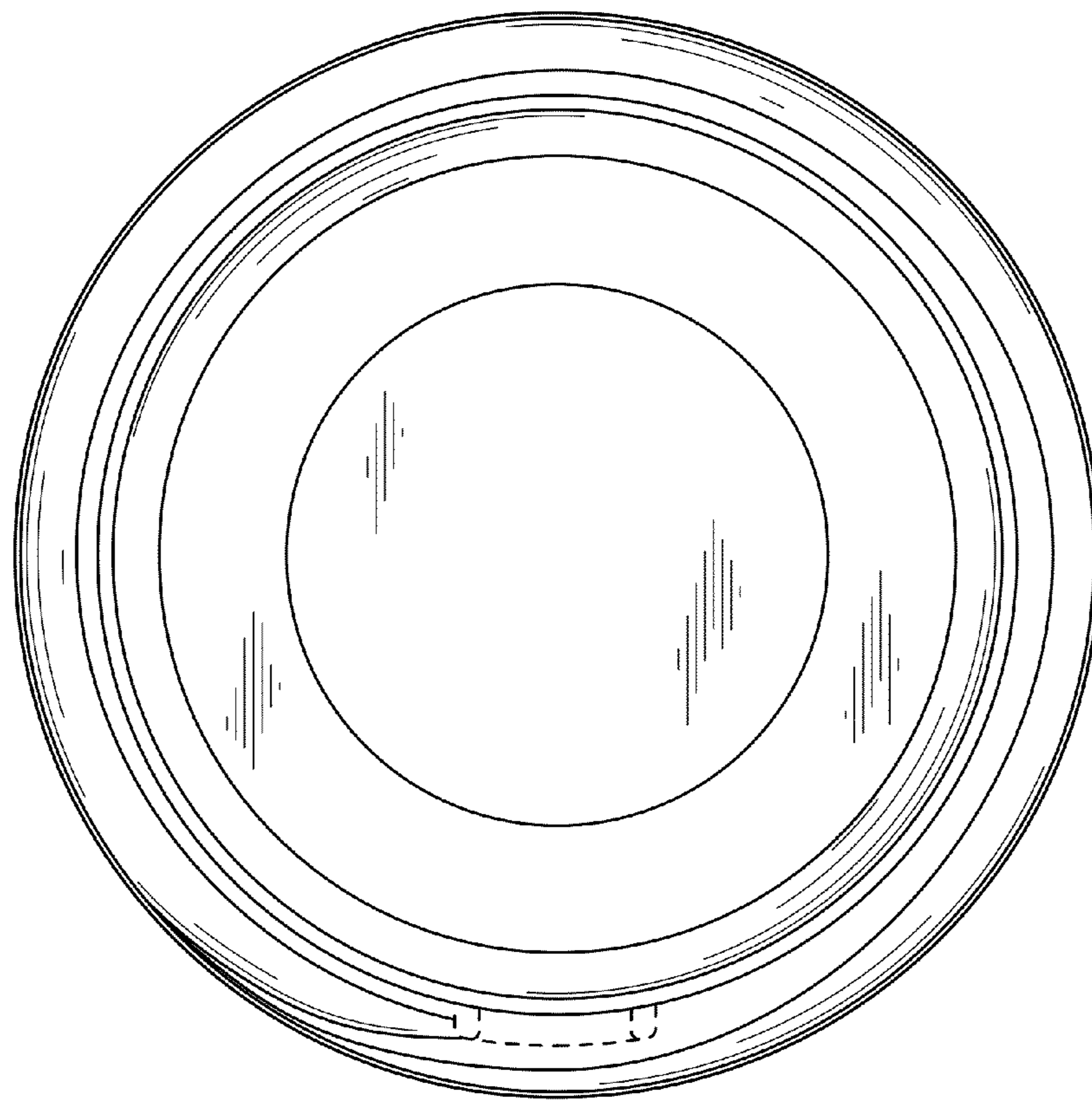


FIG. 14