



US00D717997S

(12) **United States Design Patent**
Charroy

(10) **Patent No.:** **US D717,997 S**

(45) **Date of Patent:** **** Nov. 18, 2014**

(54) **TWEEZER**

(71) Applicant: **ABC Participations**, Bonneuil sur Marne (FR)

(72) Inventor: **Celine Charroy**, Paris (FR)

(73) Assignee: **ABC Participations**, Bonneuil sur Marne (FR)

(**) Term: **14 Years**

(21) Appl. No.: **29/444,663**

(22) Filed: **Feb. 1, 2013**

(51) **LOC (10) Cl.** **28-03**

(52) **U.S. Cl.**
USPC **D28/55**

(58) **Field of Classification Search**
CPC A61B 17/29; A45D 26/0066; A45D 26/0071; A45D 26/0076; B25B 9/02
USPC D28/55; D24/143; 606/210-211; 294/99.2

See application file for complete search history.

(56) **References Cited**

U.S. PATENT DOCUMENTS

D485,014 S *	1/2004	LaMagna et al.	D28/55
D493,255 S *	7/2004	Lamagna	D28/55
D543,663 S *	5/2007	Bivona et al.	D28/55
D588,746 S *	3/2009	Ross	D28/55

* cited by examiner

Primary Examiner — Jennifer Rivard

(74) *Attorney, Agent, or Firm* — Barbara A. Wrigley; Oppenheimer Wolff & Donnelly LLP


(57) **CLAIM**

The ornamental design for tweezer, as shown and described.

DESCRIPTION

FIG. 1 is a perspective view of a tweezer showing my new design;
FIG. 2 is a front elevation view thereof;
FIG. 3 is a rear elevation view thereof;
FIG. 4 is a right side view thereof;
FIG. 5 is a left side view thereof;
FIG. 6 is a top plan view thereof; and,
FIG. 7 is a bottom plan view thereof.

1 Claim, 7 Drawing Sheets






Figure 1

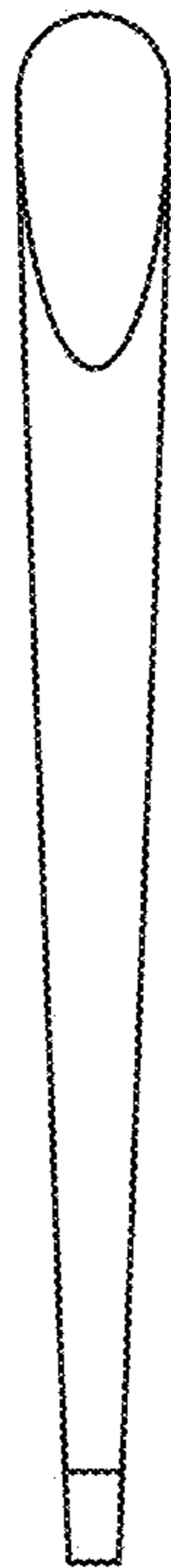


Figure 2




Figure 3

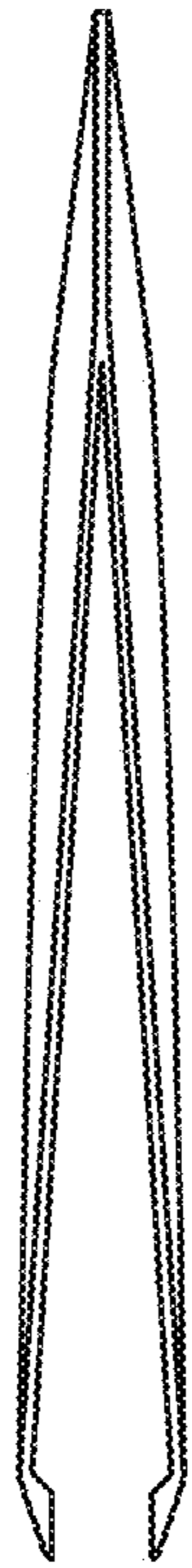


Figure 4

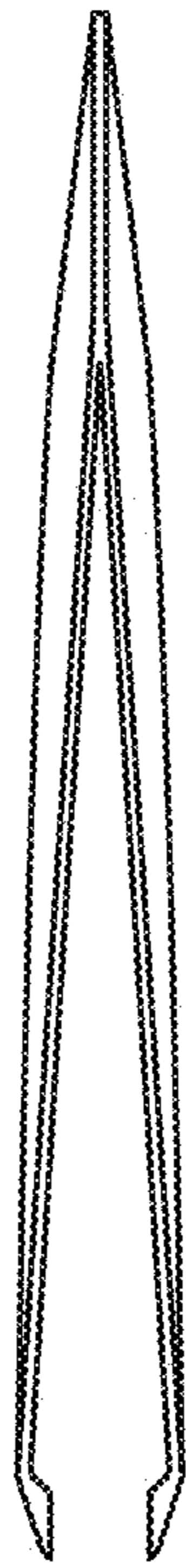


Figure 5

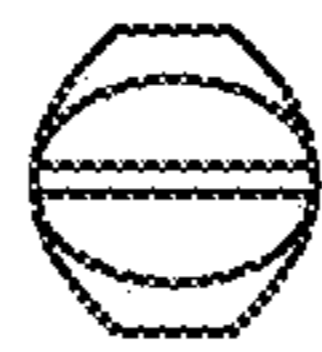


Figure 6

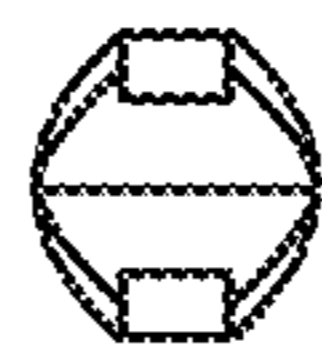


Figure 7