



US00D717994S

(12) **United States Design Patent**
Alima

(10) **Patent No.:** **US D717,994 S**
(45) **Date of Patent:** **** Nov. 18, 2014**

- (54) **SPOON VAPORIZER**
- (71) Applicant: **Yariv Alima**, Plantation, FL (US)
- (72) Inventor: **Yariv Alima**, Plantation, FL (US)
- (73) Assignee: **Atmos Nation, LLC**, Davie, FL (US)
- (**) Term: **14 Years**
- (21) Appl. No.: **29/486,386**
- (22) Filed: **Mar. 28, 2014**
- (51) **LOC (10) Cl.** **27-02**
- (52) **U.S. Cl.**
USPC **D27/163; D27/101**
- (58) **Field of Classification Search**
CPC A24F 1/02; A24F 1/04; A24F 1/06;
A24F 1/08; A24F 1/10; A24F 1/12; A24F
1/14; A24F 1/22; A24F 9/16; A24F
47/002–47/008; A24F 1/30; A24F 47/00
USPC D27/100–101, 106, 143, 152, 161–172,
D27/183–184, 187, 189, 190, 193–194;
131/220–222, 226, 173, 174, 194,
131/328–330, 270, 273; D7/584, 585;
D9/500, 502; D11/143, 144, 146, 152;
D24/110.5
See application file for complete search history.

(56) **References Cited**
U.S. PATENT DOCUMENTS

D170,067	S	*	7/1953	Sasieni	D27/169
3,270,751	A	*	9/1966	Tucker	131/198.2
D364,480	S	*	11/1995	Warren, Sr.	D27/183
6,606,998	B1	*	8/2003	Gold	131/273
D545,492	S	*	6/2007	Schoening et al.	D27/184

D590,990	S	*	4/2009	Hon	D27/101
D590,991	S	*	4/2009	Hon	D27/101
D624,238	S	*	9/2010	Turner	D27/101
D642,330	S	*	7/2011	Turner	D27/101
D652,571	S	*	1/2012	Shenassa et al.	D27/163
D655,036	S	*	2/2012	Zhou	D27/101
D683,897	S	*	6/2013	Liu	D27/170
D684,311	S	*	6/2013	Liu	D27/101
D684,312	S	*	6/2013	Badawi	D27/162
D687,181	S	*	7/2013	Goch	D27/101
D688,416	S	*	8/2013	Liu	D27/101
D702,876	S	*	4/2014	Liu	D27/194
D707,389	S	*	6/2014	Liu	D27/194
2006/0021613	A1	*	2/2006	Overlander	128/200.14
2007/0256697	A1	*	11/2007	Yang	131/328
2009/0151717	A1	*	6/2009	Bowen et al.	128/200.23
2012/0067358	A1	*	3/2012	Rasch	131/273
2012/0167906	A1	*	7/2012	Gysland	131/328
2014/0041655	A1	*	2/2014	Barron et al.	128/202.21

* cited by examiner

Primary Examiner — Susan Bennett Hattan
Assistant Examiner — Janice Hallmark

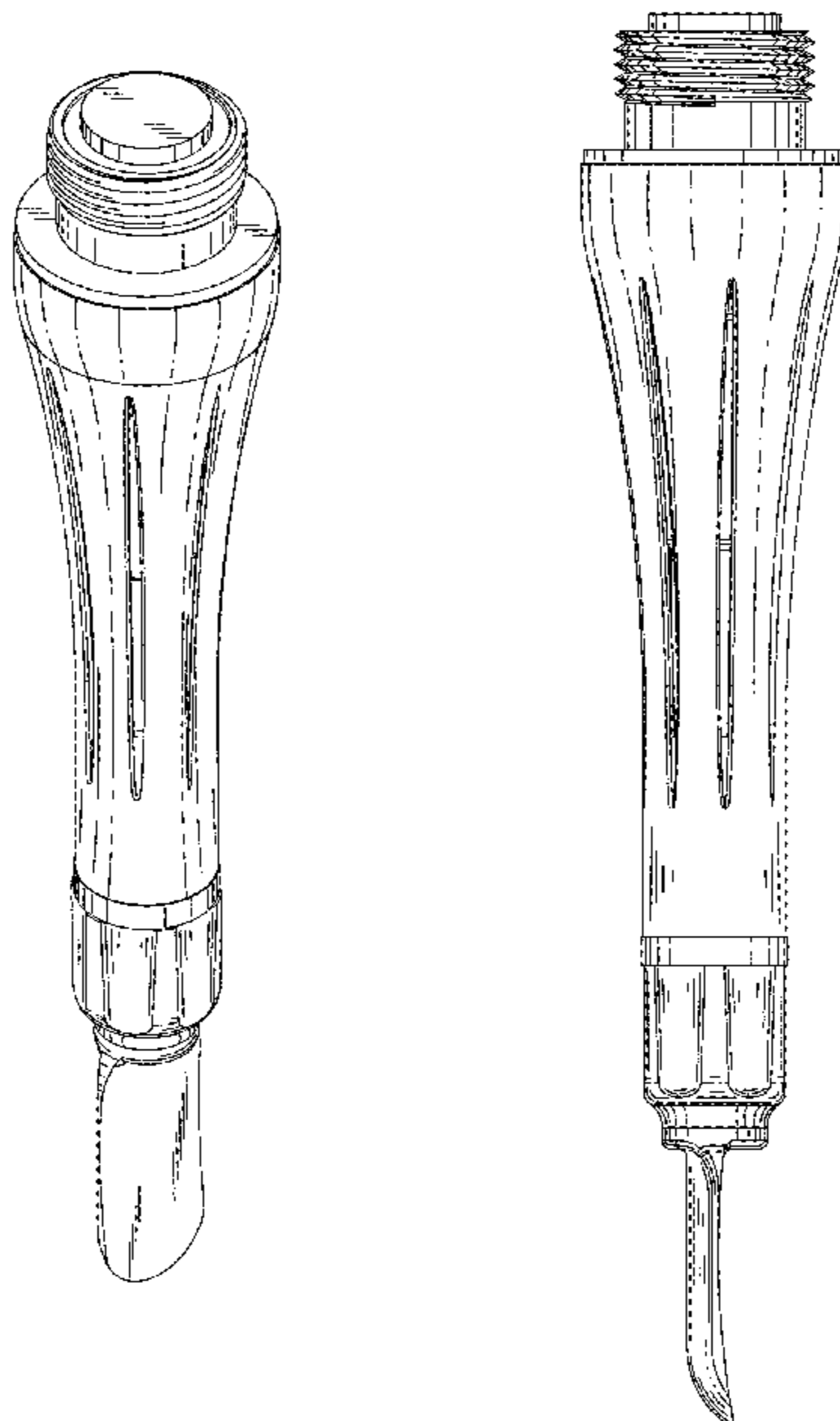
(57) **CLAIM**

The ornamental design for a spoon vaporizer, as shown and described.

DESCRIPTION

FIG. 1 is a perspective view of a spoon vaporizer;
FIG. 2 is a front view thereof;
FIG. 3 is a rear view thereof;
FIG. 4 is a right view thereof;
FIG. 5 is a left view thereof;
FIG. 6 is a top view thereof;
FIG. 7 is a bottom view thereof; and,
FIG. 8 is a bottom perspective view thereof.

1 Claim, 8 Drawing Sheets



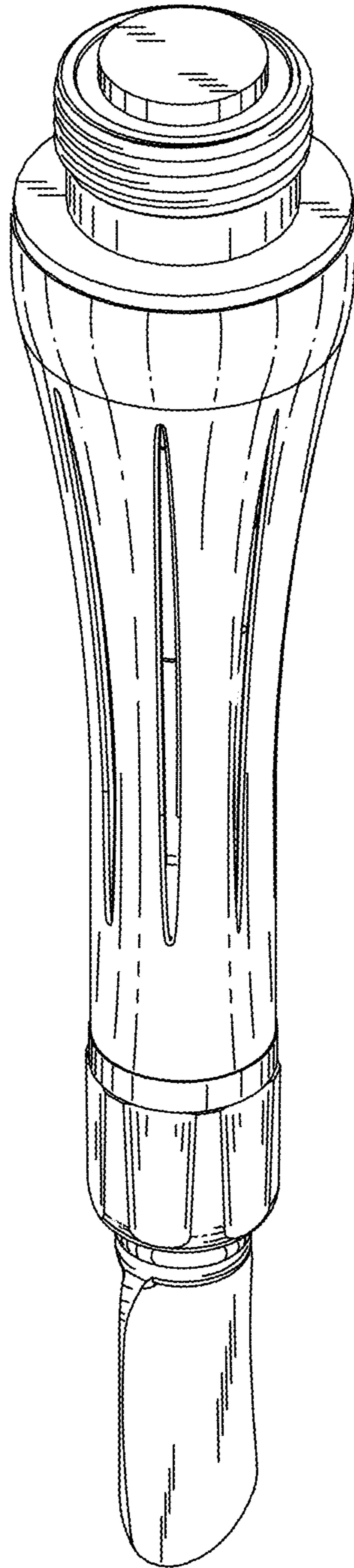


FIG. 1

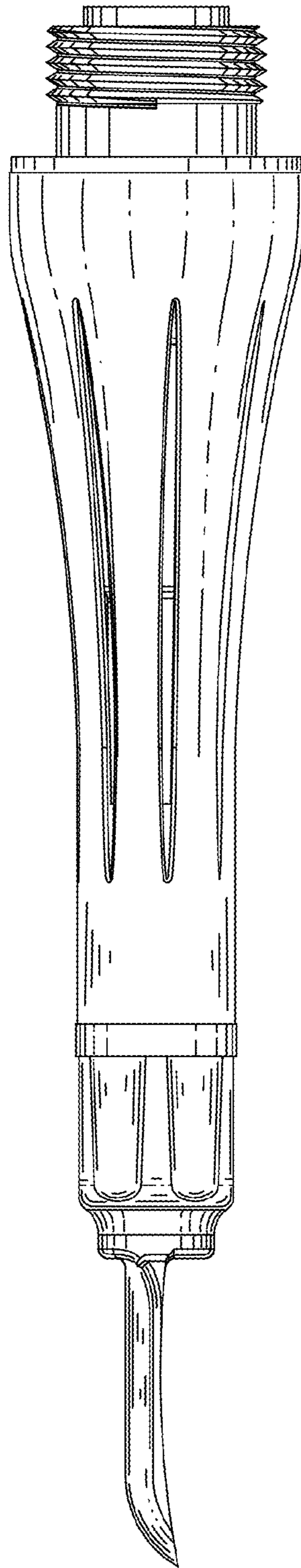


FIG. 2

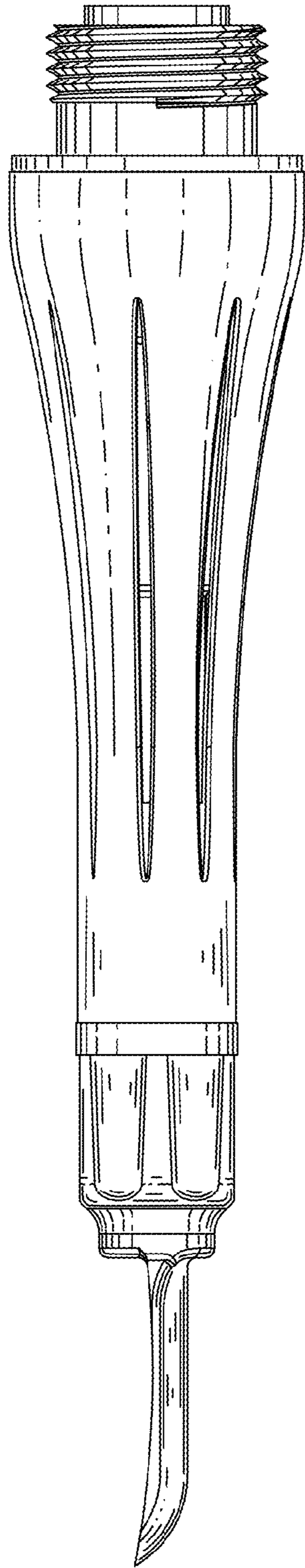


FIG. 3

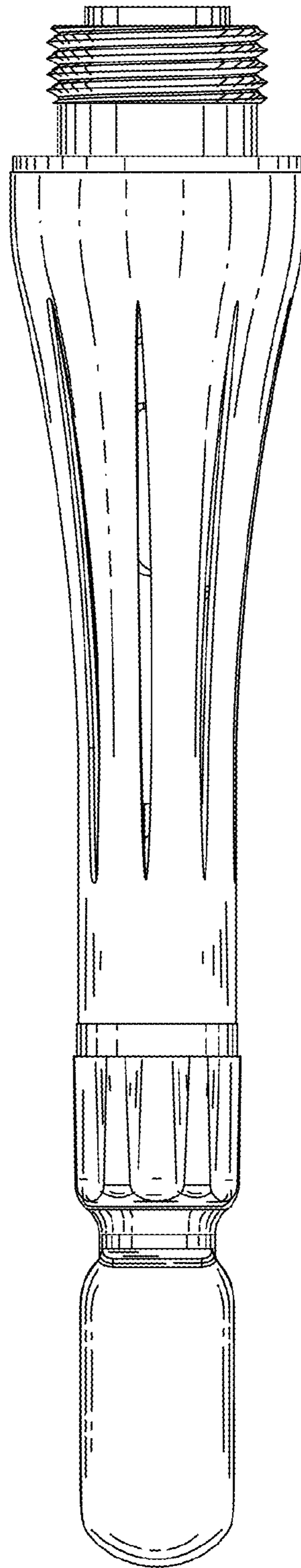


FIG. 4

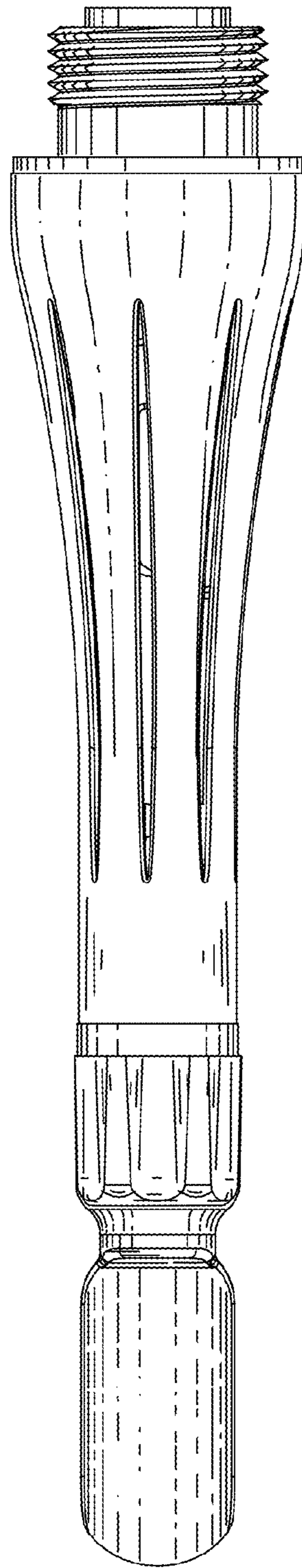


FIG. 5

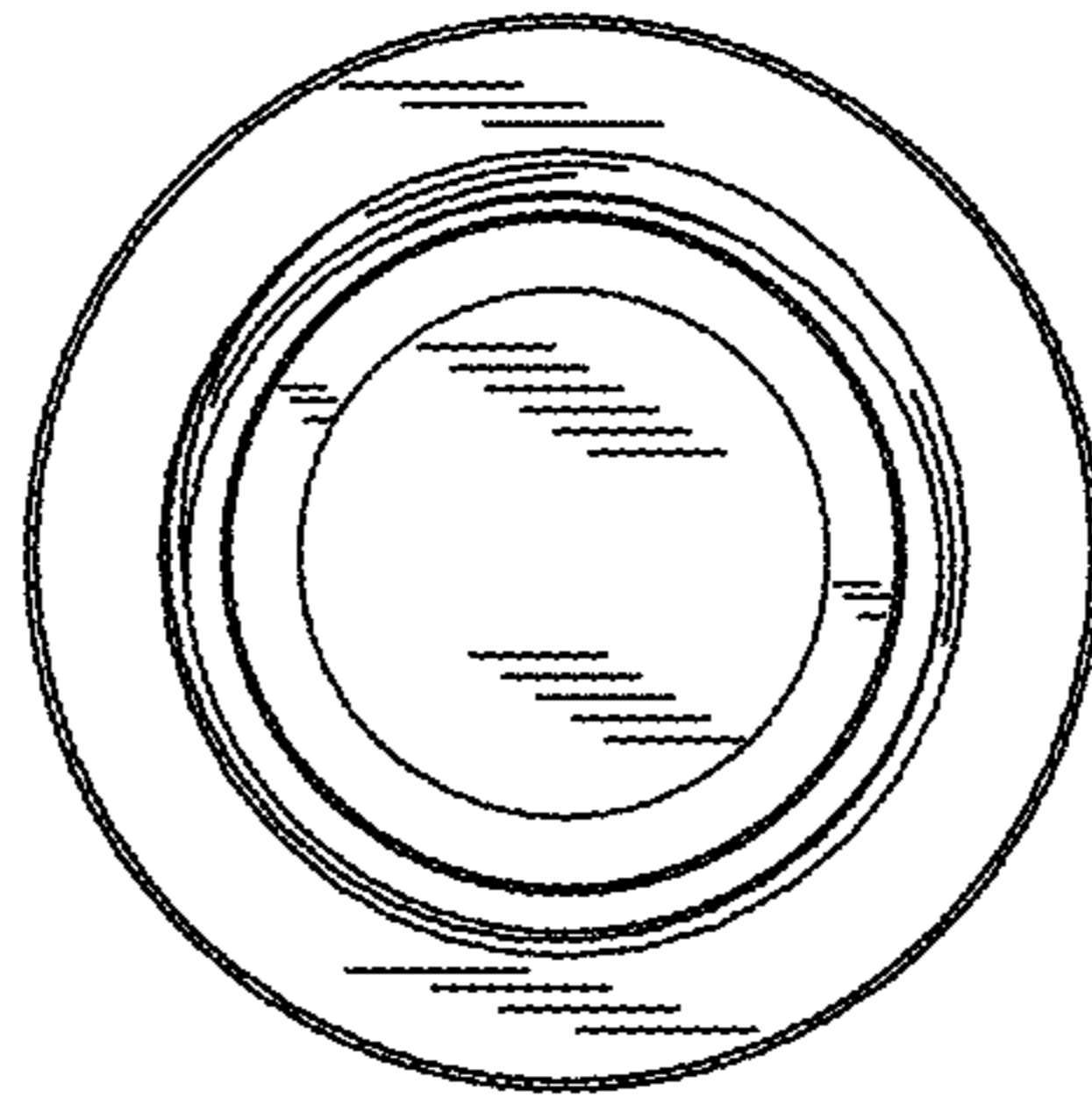


FIG. 6

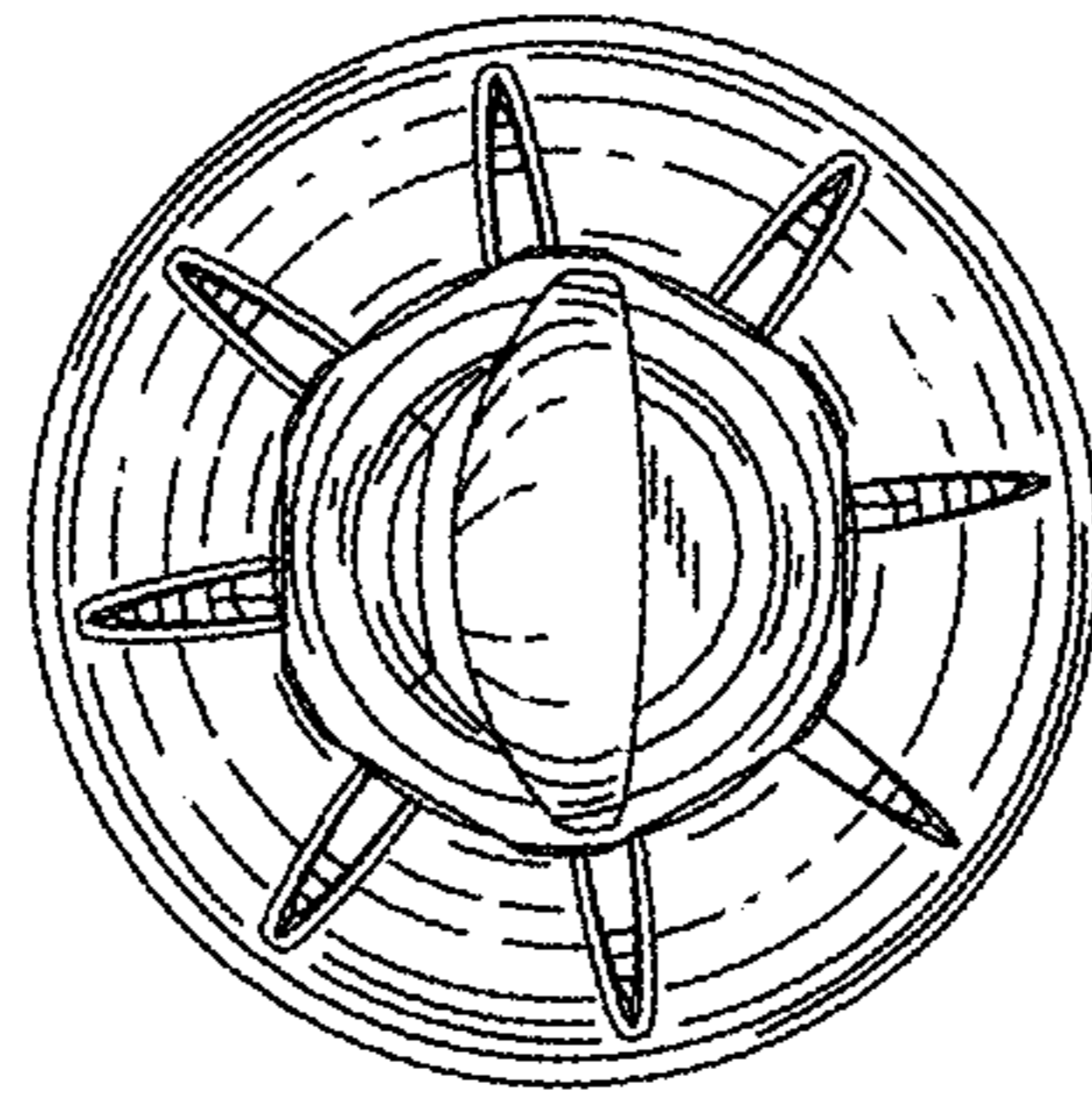


FIG. 7

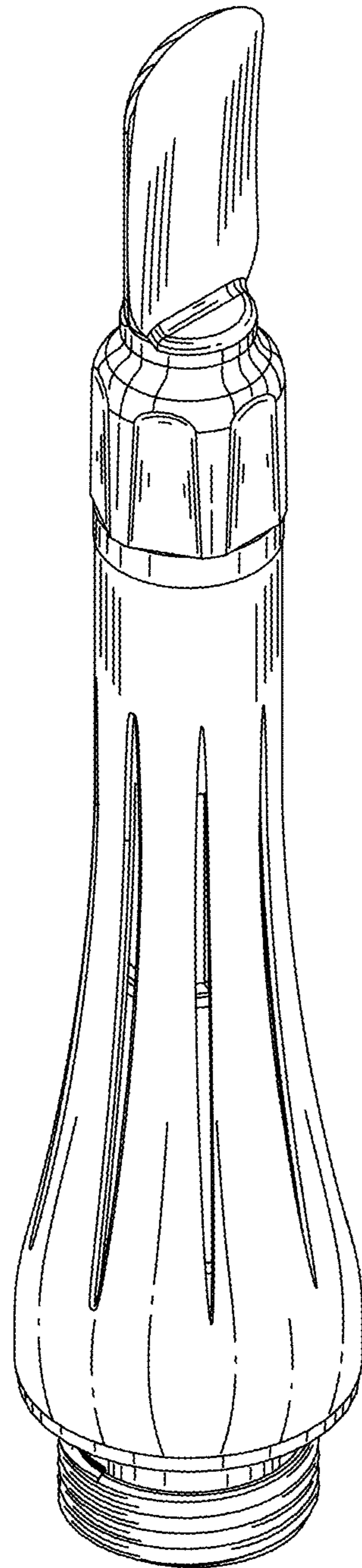


FIG. 8