



US00D717980S

(12) **United States Design Patent**
Lai

(10) **Patent No.:** **US D717,980 S**

(45) **Date of Patent:** **** Nov. 18, 2014**

(54) **EXTERIOR SURFACE CONFIGURATION OF VEHICULAR TAILLIGHT**

(71) Applicant: **Litek Enterprise Co., Ltd**, Tainan (TW)

(72) Inventor: **Ching-Tsung Lai**, Tainan (TW)

(73) Assignee: **Litek Enterprise Co., Ltd**, Tainan (TW)

(**) Term: **14 Years**

(21) Appl. No.: **29/465,583**

(22) Filed: **Aug. 29, 2013**

(51) **LOC (10) Cl.** **26-06**

(52) **U.S. Cl.**
USPC **D26/28**

(58) **Field of Classification Search**
USPC D26/28-36; 362/459-468, 475-478,
362/485-487
See application file for complete search history.

(56) **References Cited**

U.S. PATENT DOCUMENTS

D538,956 S * 3/2007 Ishii D26/28
D544,614 S * 6/2007 Markefka D26/28

D556,349 S * 11/2007 Golden et al. D26/28
D561,358 S * 2/2008 Tachibana D26/28
D570,007 S * 5/2008 Hsu D26/28
D688,824 S * 8/2013 Binder et al. D26/28

* cited by examiner

Primary Examiner — Marcus Jackson

(74) *Attorney, Agent, or Firm* — Muncy, Geissler, Olds & Lowe, P.C.

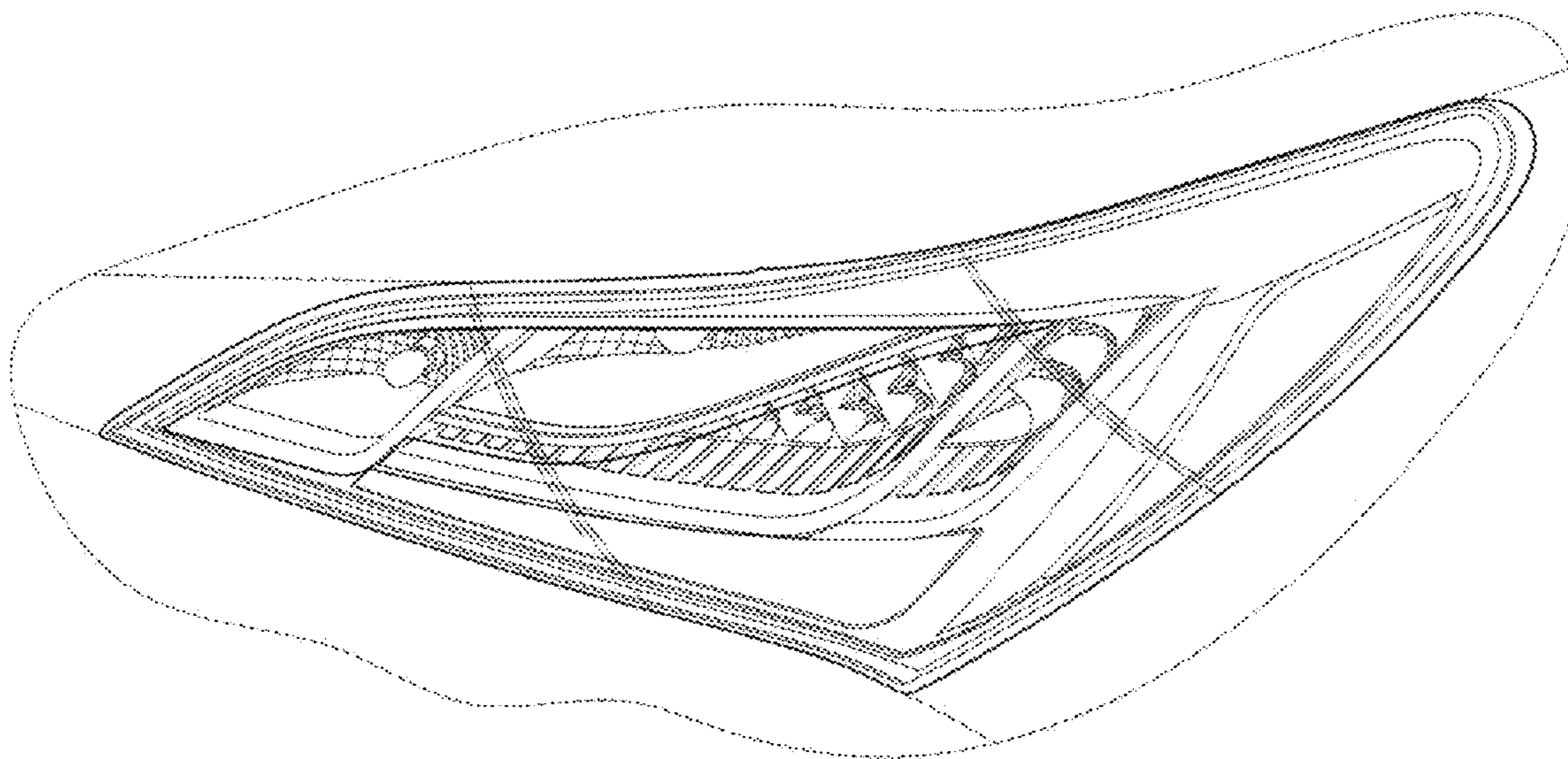
(57) **CLAIM**

I claim, the ornamental design for an exterior surface configuration of a vehicular taillight, as shown and described.

DESCRIPTION

FIG. 1 is a perspective view of an exterior surface configuration of a vehicular taillight showing my present design; FIG. 2 is a front view thereof; FIG. 3 is a right view thereof; and, FIG. 4 is a top plan view thereof. The broken lines shown in FIGS. 1-4 are for illustrative purposes only and form no part of the claimed design.

1 Claim, 4 Drawing Sheets



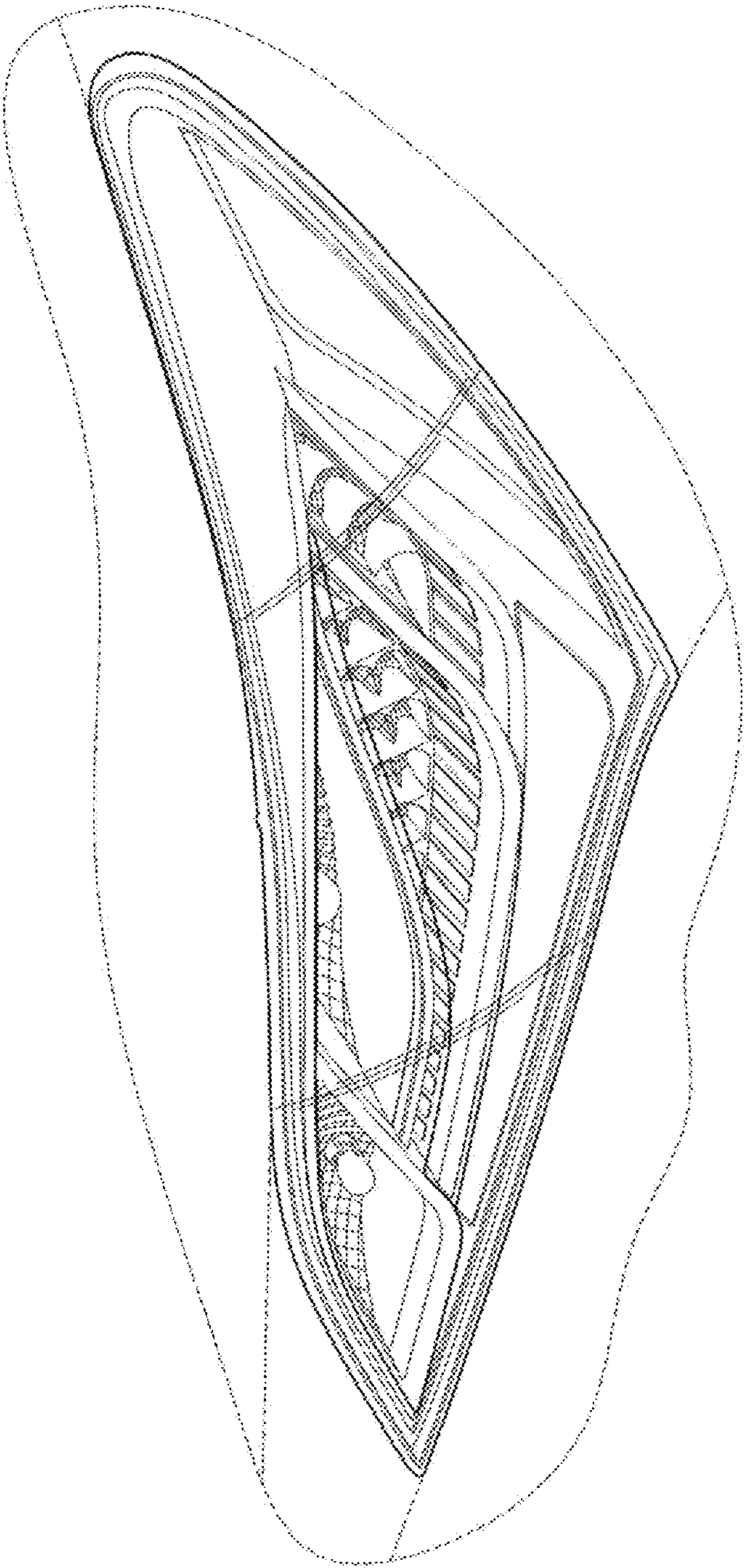


FIG. 1

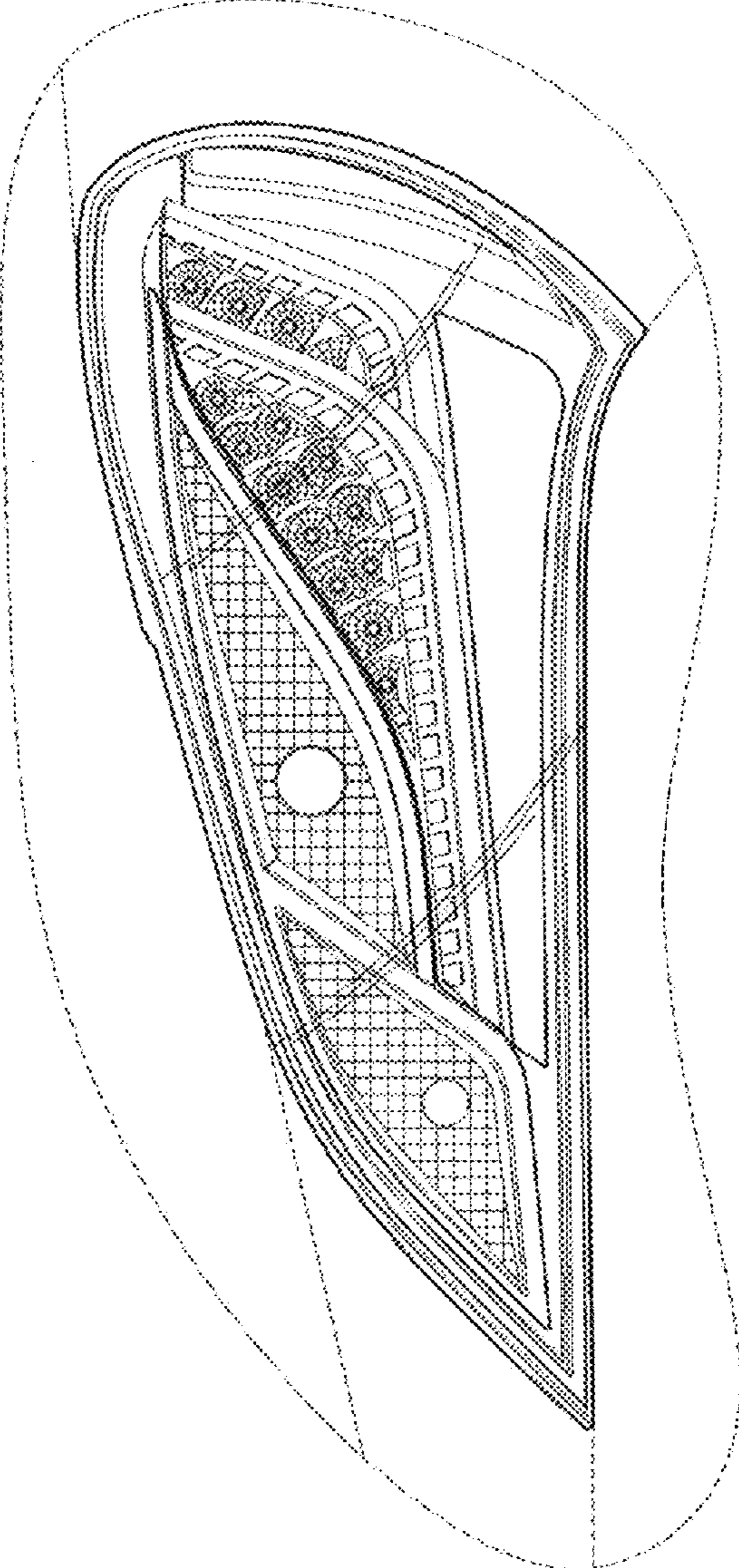


FIG. 2

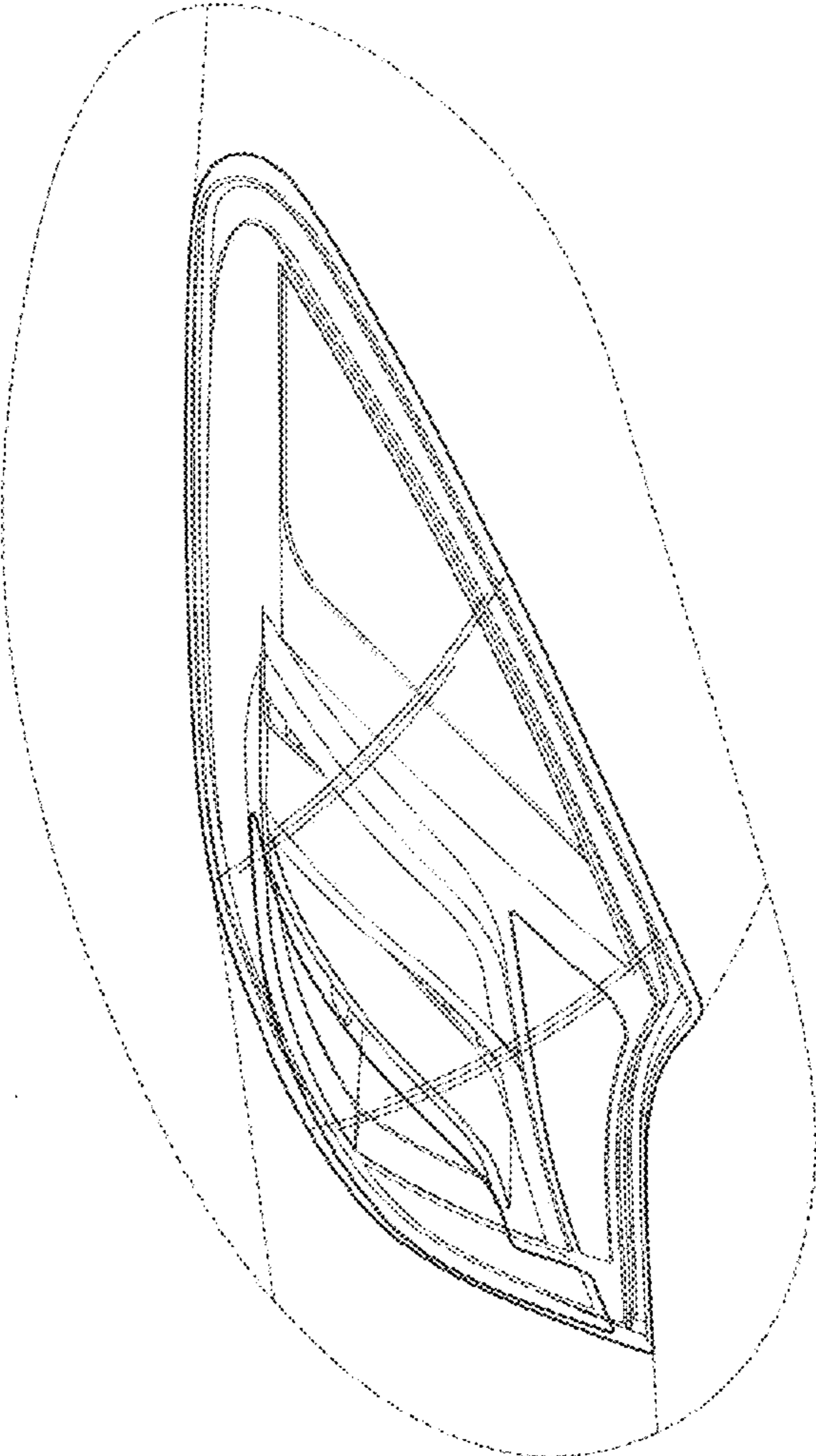


FIG. 3




FIG. 4