



US00D717978S

(12) **United States Design Patent**
Nishimoto et al.

(10) **Patent No.:** **US D717,978 S**

(45) **Date of Patent:** **** Nov. 18, 2014**

(54) **REAR COMBINATION LAMP FOR A MOTOR SCOOTER**

(71) Applicant: **Honda Motor Co., Ltd.**, Tokyo (JP)

(72) Inventors: **Taro Nishimoto**, Wako (JP); **Hirofumi Yaegashi**, Wako (JP); **Fujio Nakamura**, Wako (JP)

(73) Assignee: **Honda Motor Co., Ltd.**, Tokyo (JP)

(**) Term: **14 Years**

(21) Appl. No.: **29/453,815**

(22) Filed: **May 3, 2013**

(30) **Foreign Application Priority Data**

Nov. 6, 2012 (JP) 2012-027053

(51) **LOC (10) Cl.** **26-06**

(52) **U.S. Cl.**
USPC **D26/28**

(58) **Field of Classification Search**
USPC D26/28-36; 362/459-468, 475-478,
362/485-487

See application file for complete search history.

(56) **References Cited**

U.S. PATENT DOCUMENTS

D552,274 S *	10/2007	Tanaka et al.	D26/28
D568,501 S *	5/2008	Nakazawa et al.	D26/28
D569,015 S *	5/2008	Tsukui et al.	D26/28
D573,734 S *	7/2008	Watanabe et al.	D26/28
D617,020 S *	6/2010	Ishiguri et al.	D26/28

* cited by examiner

Primary Examiner — Marcus Jackson

(74) *Attorney, Agent, or Firm* — Birch, Stewart, Kolasch & Birch, LLP

(57) **CLAIM**

The ornamental design for, a rear combination lamp for a motor scooter, as shown and described.

DESCRIPTION

FIG. 1 is a first perspective view of a rear combination lamp for a motor scooter, showing our new design; FIG. 2 is a front elevation view thereof; FIG. 3 is a top elevation view thereof; FIG. 4 is a bottom plan view thereof; and, FIG. 5 is a right side elevation view thereof. The broken lines are for illustrative purposes only and form no part of the claimed design.

1 Claim, 5 Drawing Sheets

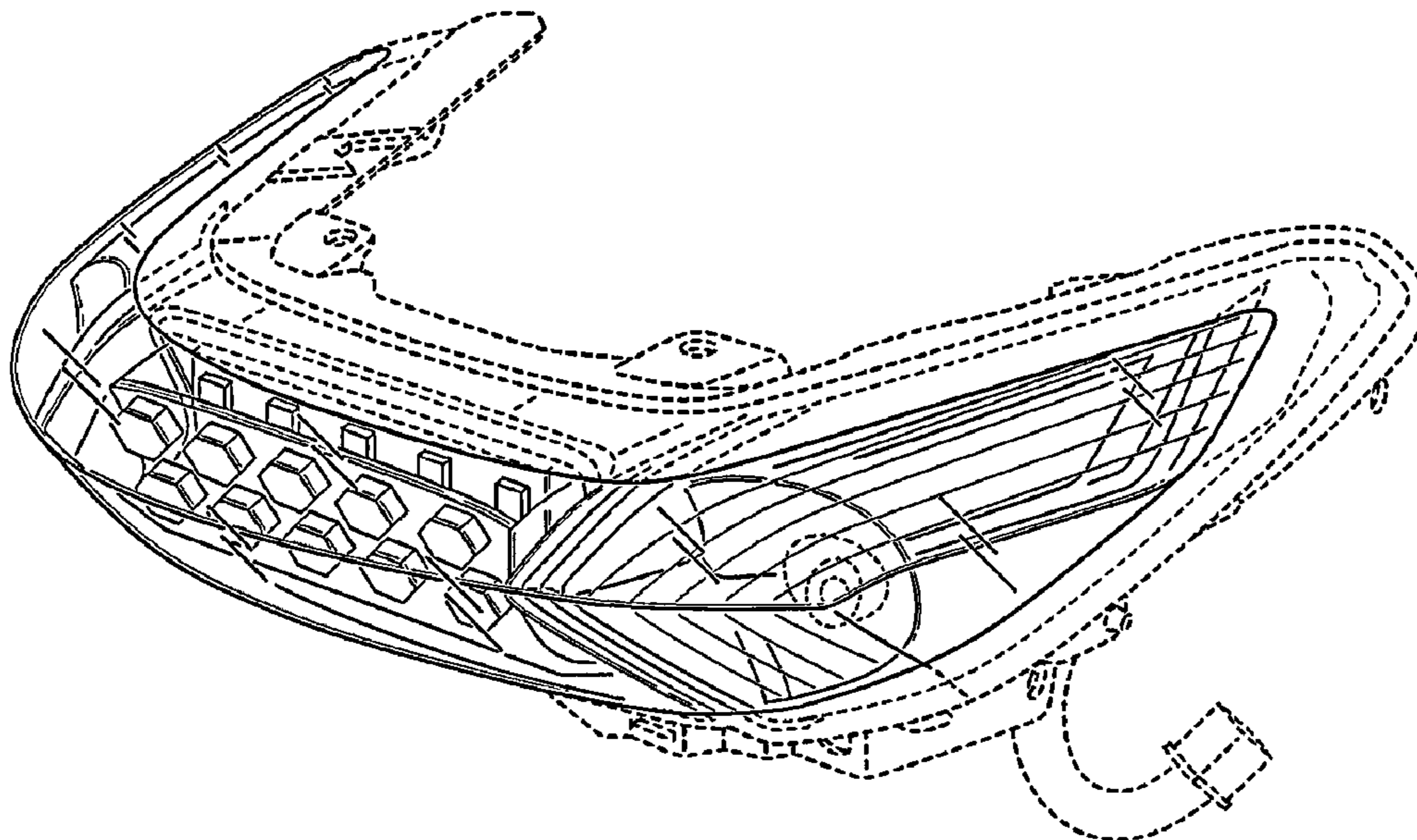


Fig. 1

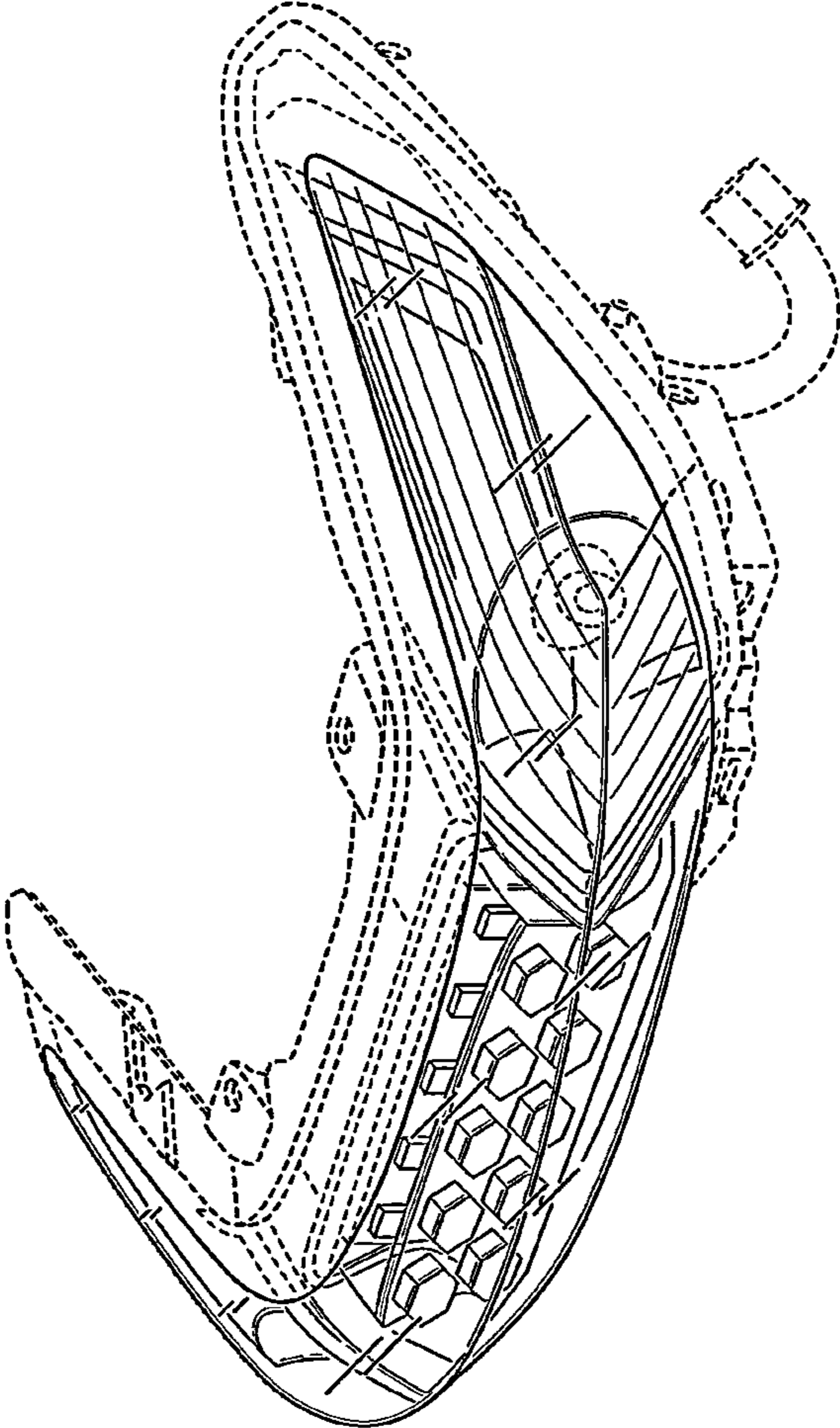


Fig. 2




Fig. 3

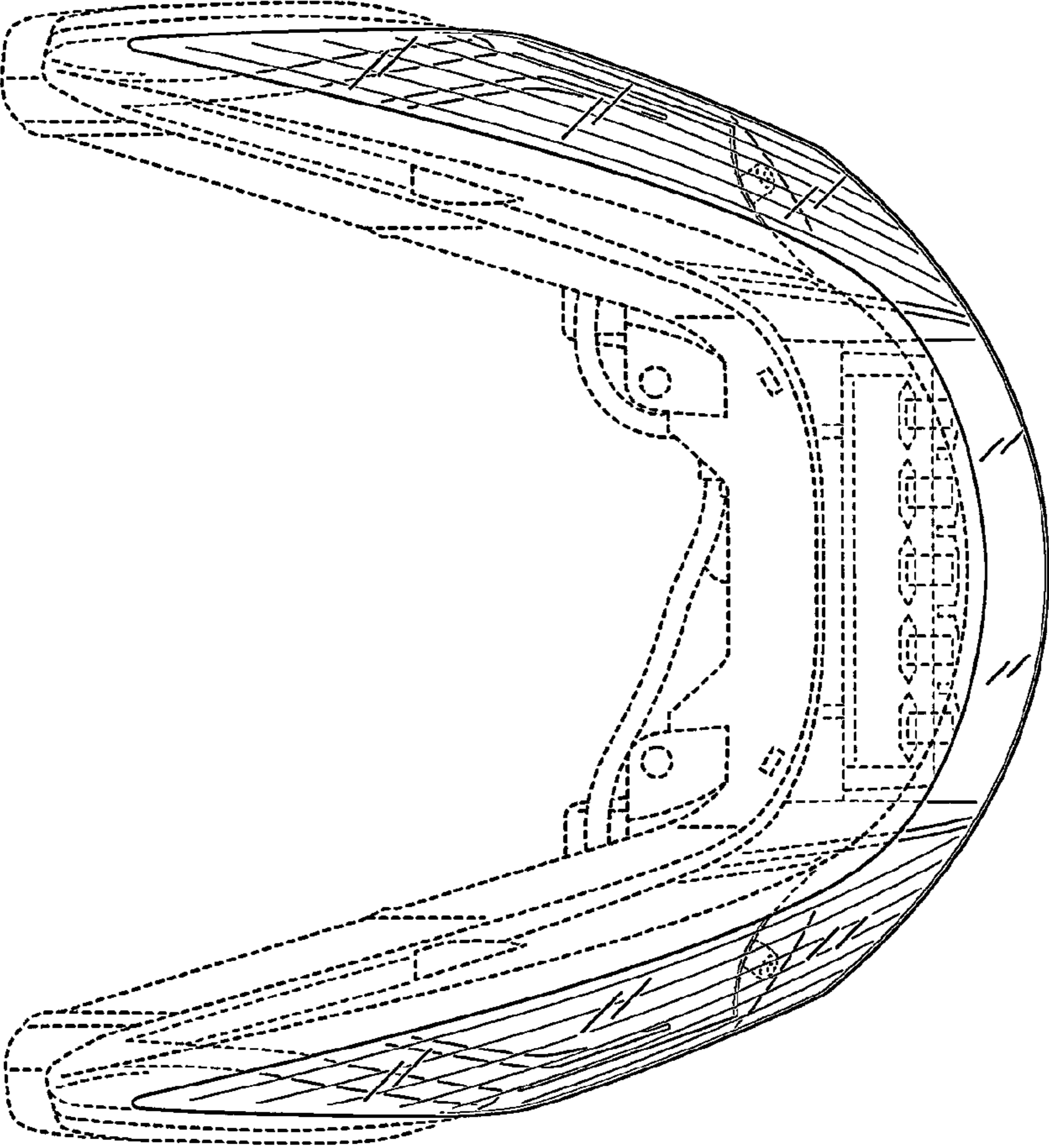


Fig. 4

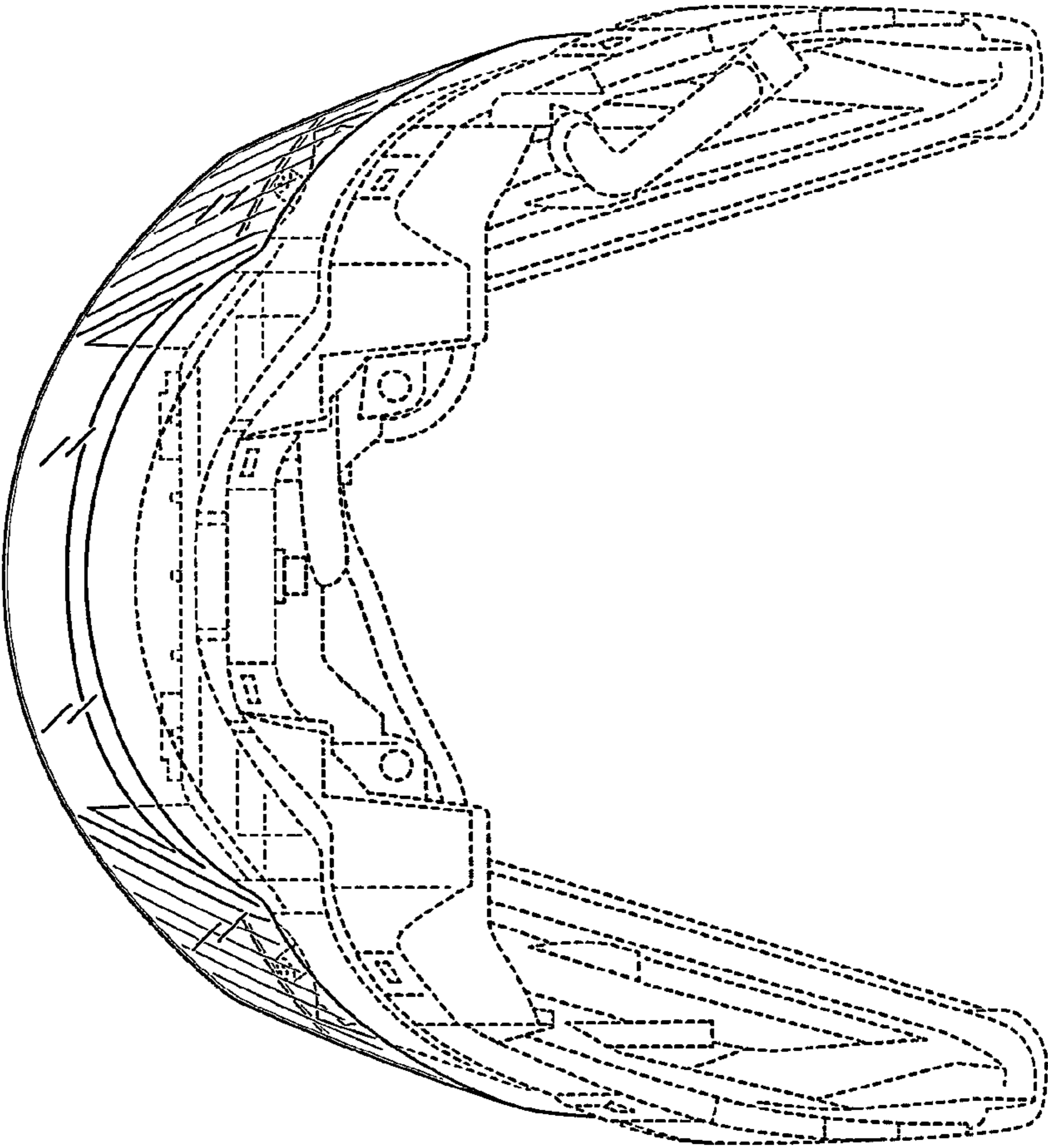


Fig. 5

