



US00D717976S

(12) **United States Design Patent**
Gueler et al.

(10) **Patent No.:** **US D717,976 S**

(45) **Date of Patent:** **** Nov. 18, 2014**

(54) **VEHICLE HEADLAMP**

(71) Applicant: **Ford Motor Company**, Dearborn, MI (US)

(72) Inventors: **Murat Gueler**, West Bloomfield, MI (US); **Darrell Paul Behmer**, Novi, MI (US); **Dillon Blanski**, Ferndale, MI (US); **Sang D. Kim**, Canton, MI (US)

(73) Assignee: **Ford Motor Company**, Dearborn, MI (US)

(**) Term: **14 Years**

(21) Appl. No.: **29/440,378**

(22) Filed: **Dec. 20, 2012**

(51) **LOC (10) Cl.** **26-06**

(52) **U.S. Cl.**
USPC **D26/28**

(58) **Field of Classification Search**
USPC D26/28-36; 362/459-468, 475-478, 362/485-487
See application file for complete search history.

(56) **References Cited**

U.S. PATENT DOCUMENTS

D538,956 S *	3/2007	Ishii	D26/28
D544,614 S *	6/2007	Markefka	D26/28
D561,358 S *	2/2008	Tachibana	D26/28
D570,007 S *	5/2008	Hsu	D26/28
D582,587 S *	12/2008	Yang	D26/28
D593,232 S *	5/2009	Koman et al.	D26/28
D635,694 S *	4/2011	Yang et al.	D26/28
D667,341 S	9/2012	Verhee et al.		

OTHER PUBLICATIONS

Jung, Carter, <http://www.roadandtrack.com/car.shows/2011-detroit-auto-show/ford-vertrek-concept>, Ford Vertrek Concept—2011 Detroit Auto Show, Jan. 10, 2011, pp. 1-2.

* cited by examiner

Primary Examiner — Marcus Jackson

(74) *Attorney, Agent, or Firm* — Damian Porcari; Brooks Kushman P.C.

(57) **CLAIM**

The ornamental design for a vehicle headlamp, as shown and described.

DESCRIPTION

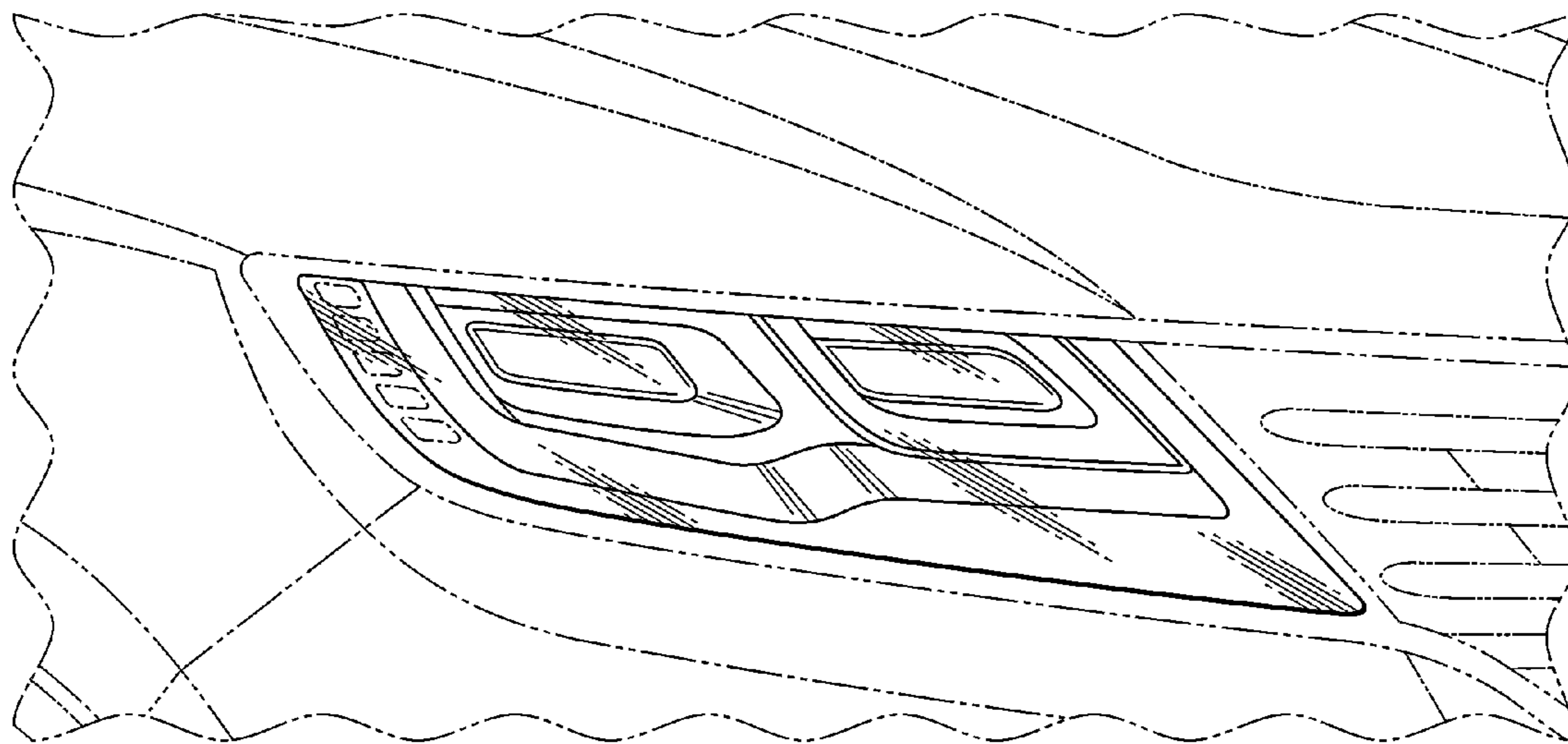
FIG. 1 is a front perspective view of a vehicle headlamp in accordance with an embodiment of the present invention, wherein one headlamp is shown on each side of the vehicle; FIG. 2 is a front/right side perspective view of the vehicle headlamp of FIG. 1, wherein a front/left side perspective view is a mirror image thereof;

FIG. 3 is a right side perspective view of the vehicle headlamp of FIG. 1, wherein a left side perspective view is a mirror image thereof; and,

FIG. 4 is a top perspective view of the vehicle headlamp of FIG. 1, wherein one headlamp is shown on each side of the vehicle.

The broken lines are for illustrative purposes only and form no part of the claimed design.

1 Claim, 4 Drawing Sheets



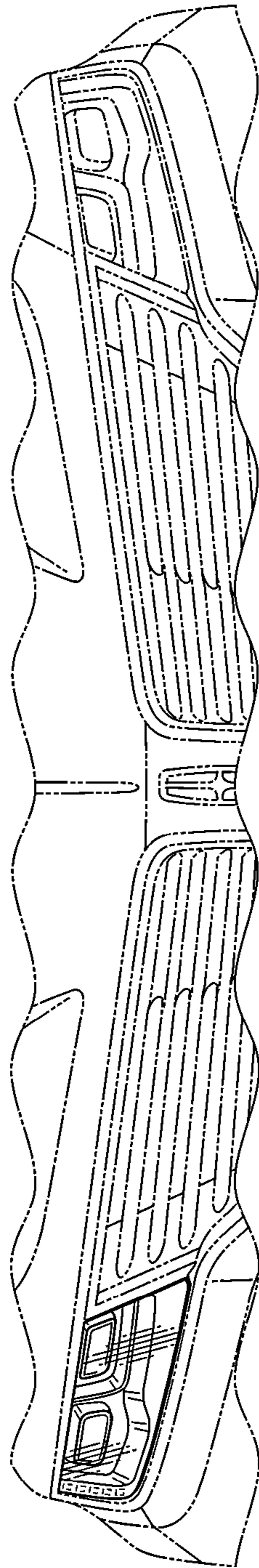


FIG. 1

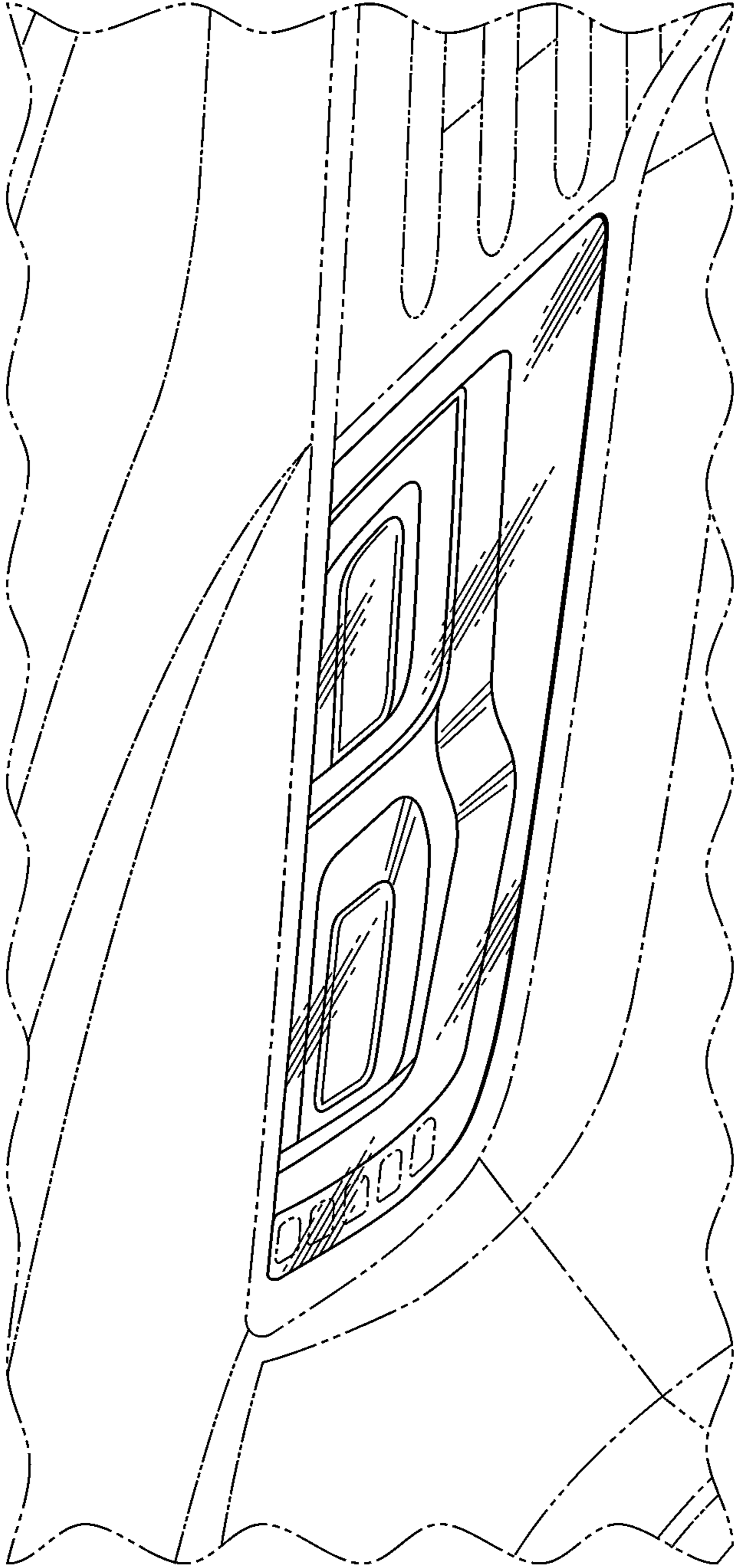


FIG. 2

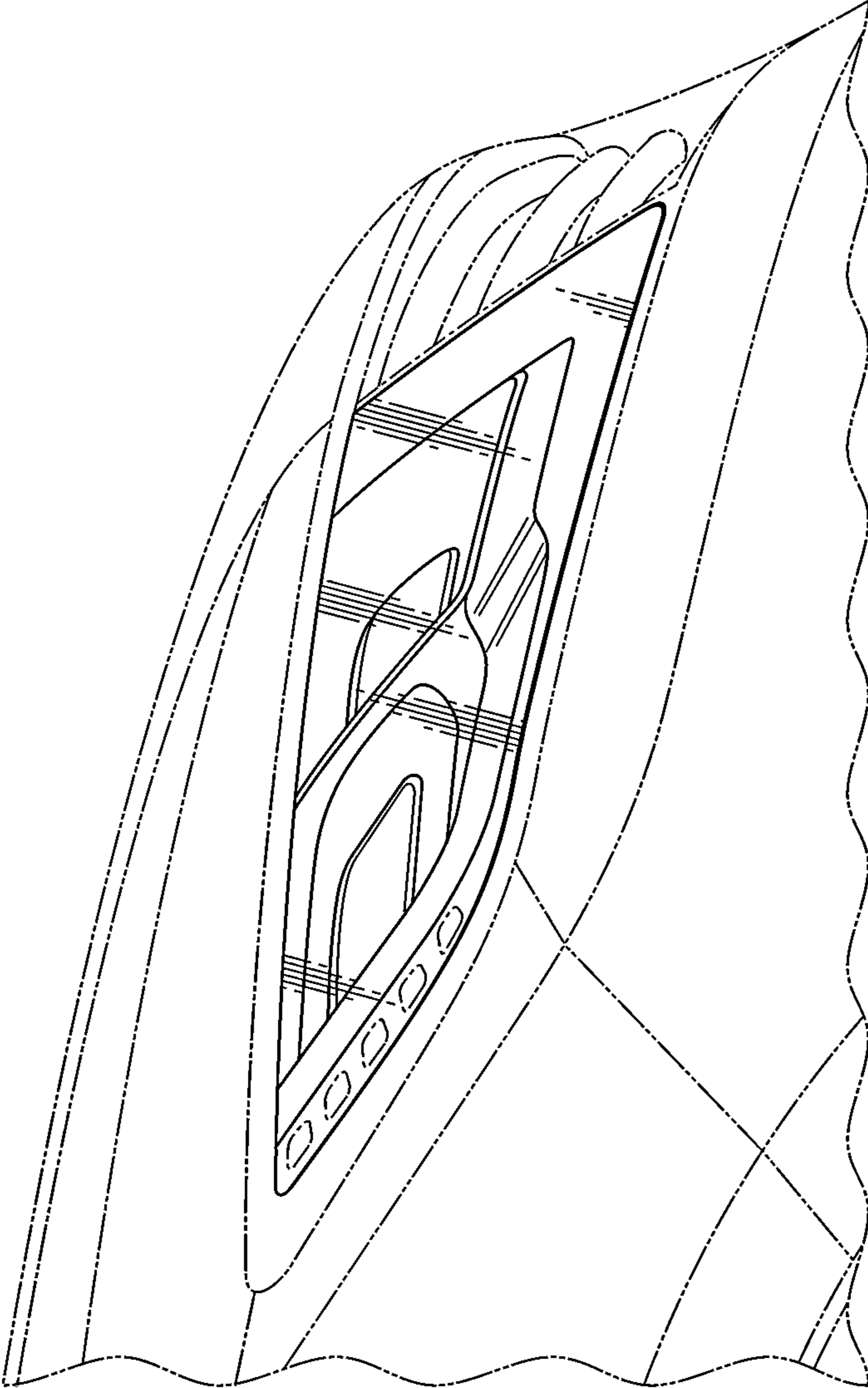


FIG. 3

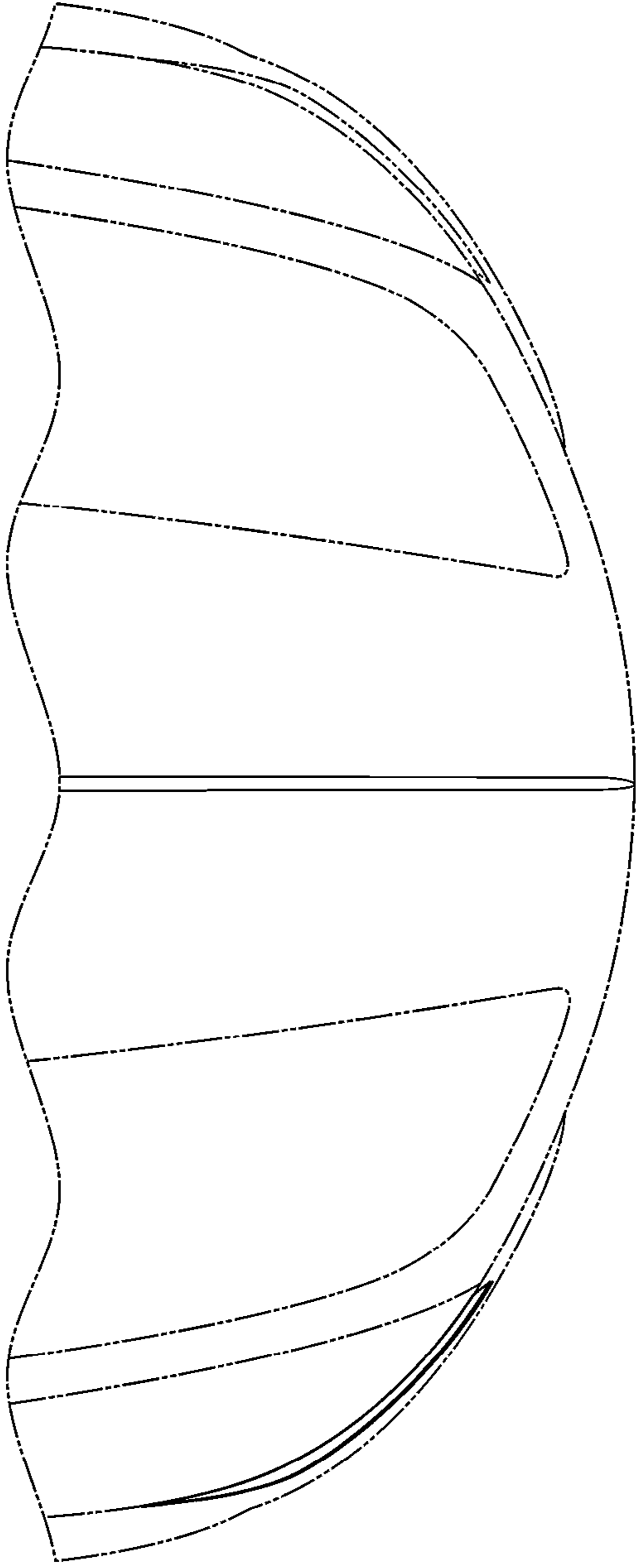


FIG. 4