



US00D717972S

(12) **United States Design Patent**
Collins et al.

(10) **Patent No.:** **US D717,972 S**

(45) **Date of Patent:** **** Nov. 18, 2014**

(54) **KEYWAY MOLD FOR A BARRIER WALL**

(71) Applicants: **Christopher J. Collins**, Miromar Lakes, FL (US); **Dean Giardini**, Punta Gorda, FL (US)

(72) Inventors: **Christopher J. Collins**, Miromar Lakes, FL (US); **Dean Giardini**, Punta Gorda, FL (US)

(73) Assignee: **Roadway Concrete Holdings, LLC**, Miromar Lakes, FL (US)

(**) Term: **14 Years**

(21) Appl. No.: **29/447,786**

(22) Filed: **Mar. 6, 2013**

(51) **LOC (10) Cl.** **25-01**

(52) **U.S. Cl.**
USPC **D25/138**

(58) **Field of Classification Search**
USPC D25/138, 58, 38.1; 52/795.1, 271, 677, 52/243; 49/9, 36, 38; 404/6, 7; 256/13.1, 256/73

See application file for complete search history.

(56) **References Cited**

U.S. PATENT DOCUMENTS

873,739	A	12/1907	Edmondson	
4,059,362	A	11/1977	Smith	
4,954,009	A	9/1990	Kellison	
5,123,773	A *	6/1992	Yodock	404/6
5,551,204	A	9/1996	Mayrand	

D385,362	S *	10/1997	Rossetti	D25/58
5,975,793	A	11/1999	Simmons, Jr. et al.		
D431,082	S	9/2000	Jaros		
6,526,721	B1	3/2003	Nash		
D530,436	S *	10/2006	Brown	D25/138
2005/0201829	A1 *	9/2005	Dehart	404/6
2007/0101492	A1 *	5/2007	Blankenship et al.	4/611
2007/0110517	A1 *	5/2007	Wasserstrom et al.	404/6

* cited by examiner

Primary Examiner — Doris Clark

(74) *Attorney, Agent, or Firm* — Adrienne C. Love

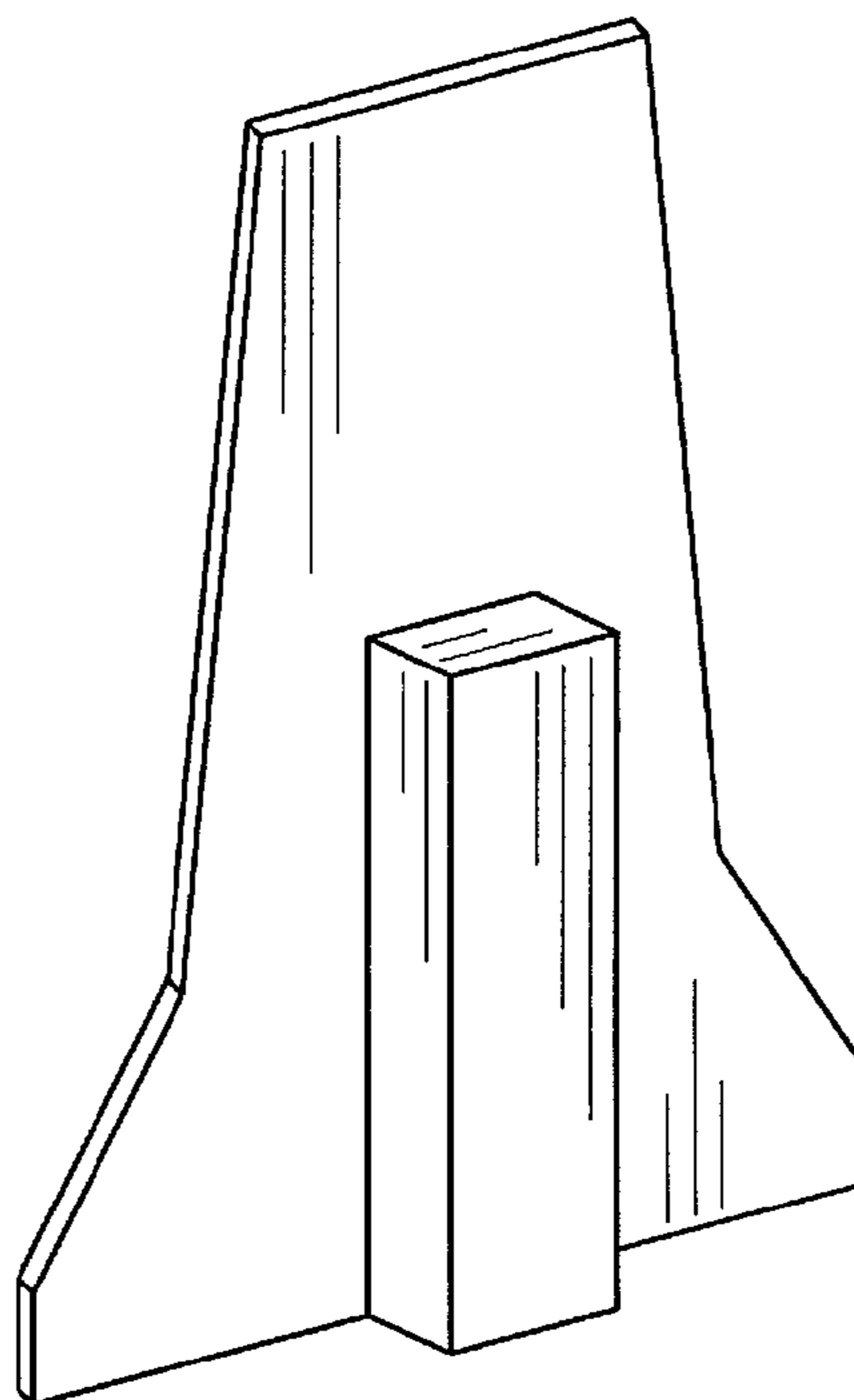
(57) **CLAIM**

The ornamental design for a keyway mold for a barrier wall, as shown and described.

DESCRIPTION

FIG. 1 is a front view of a keyway mold for a barrier wall of the present invention;
 FIG. 2 is a rear view of the keyway mold for a barrier wall of the present invention;
 FIG. 3 is a bottom view of the keyway mold for a barrier wall of the present invention;
 FIG. 4 is a top view of the keyway mold for a barrier wall of the present invention;
 FIG. 5 is a right side view of the keyway mold for a barrier wall of the present invention;
 FIG. 6 is a left side view of the keyway mold for a barrier wall of the present invention;
 FIG. 7 is a front perspective view of the keyway mold for a barrier wall of the present invention; and,
 FIG. 8 is a rear perspective view of the keyway mold for a barrier wall of the present invention.

1 Claim, 2 Drawing Sheets



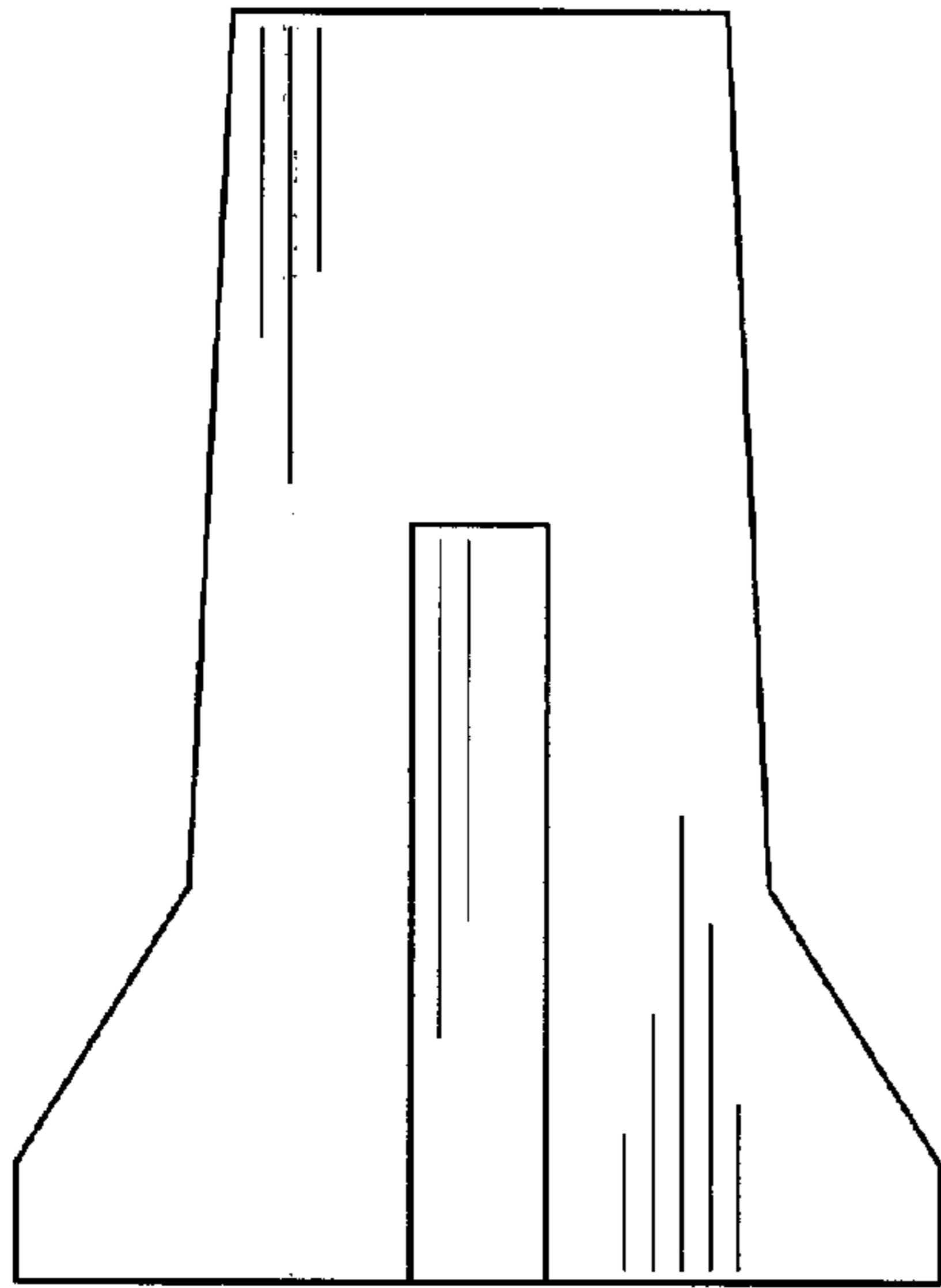


FIG. 1

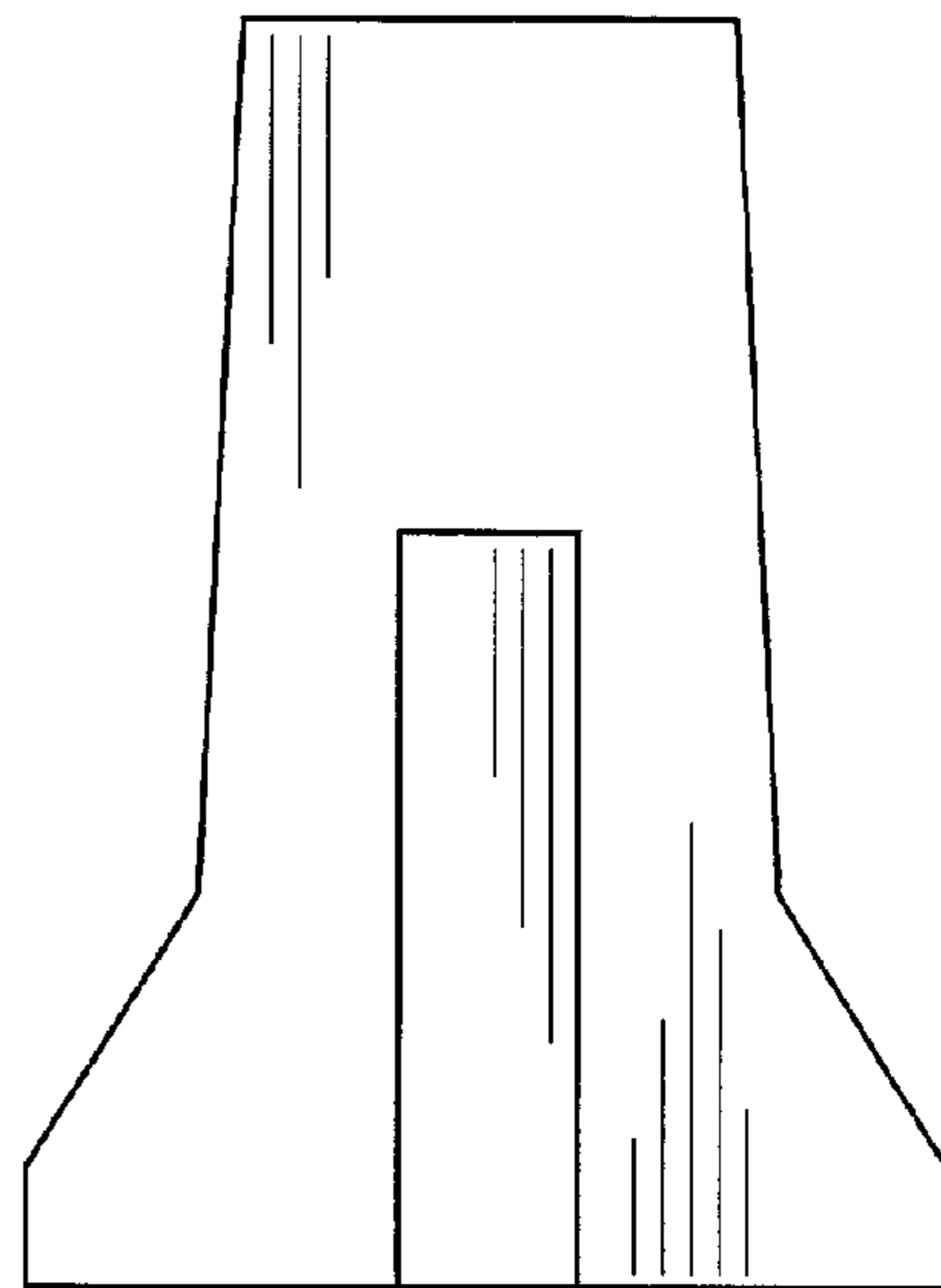


FIG. 2




FIG. 4



FIG. 3

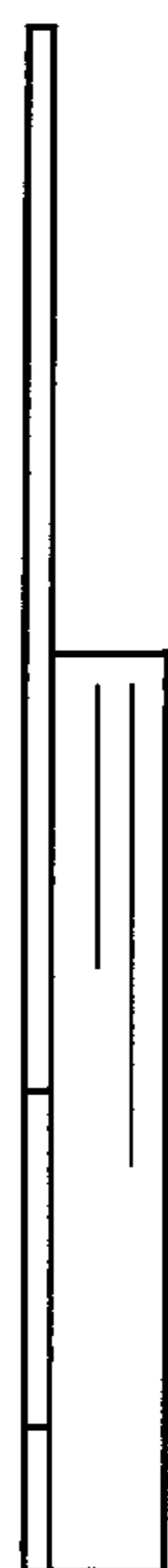


FIG. 5



FIG. 6

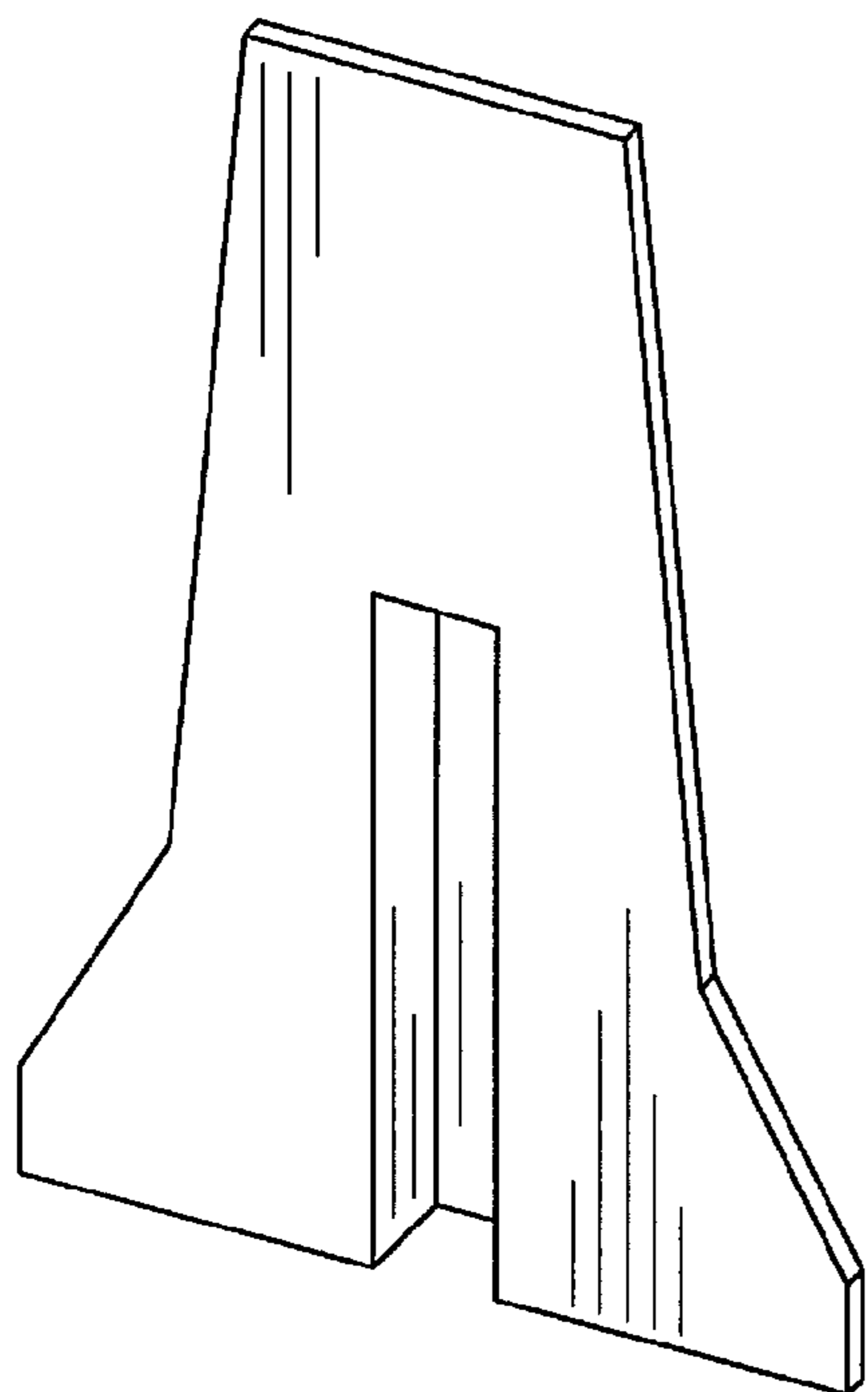


FIG. 7

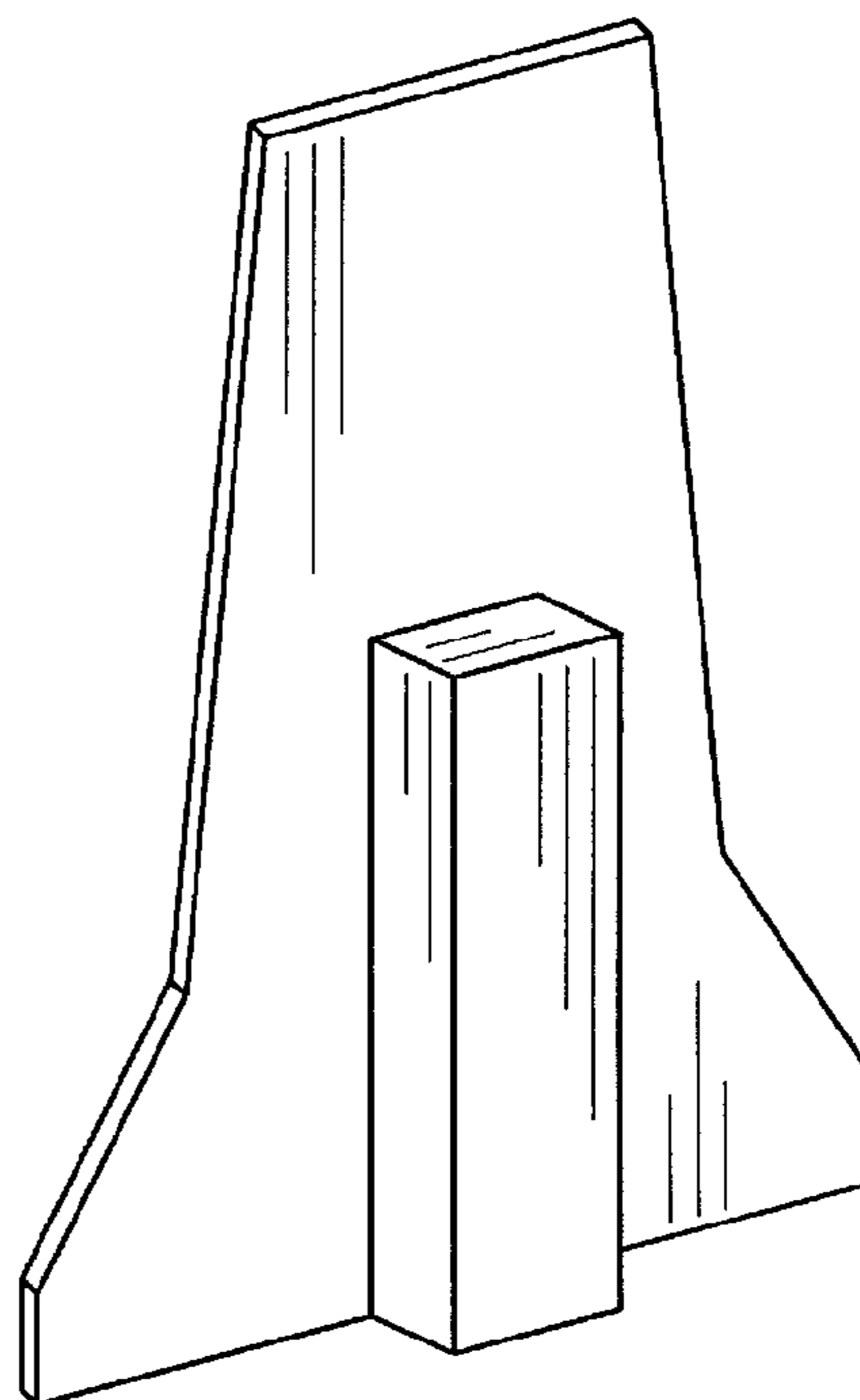


FIG. 8