



US00D717961S

(12) **United States Design Patent**  
**Rupert**

(10) **Patent No.:** **US D717,961 S**  
(45) **Date of Patent:** **\*\* Nov. 18, 2014**

(54) **SOFT BUNION SPLINT**  
(71) Applicant: **SLO Living LLC**, Henderson, NV (US)  
(72) Inventor: **Lisa Rupert**, San Luis Obispo, CA (US)  
(73) Assignee: **SLO Living LLC**, Henderson, NV (US)  
(\*\*) Term: **14 Years**

(21) Appl. No.: **29/462,949**  
(22) Filed: **Aug. 9, 2013**  
(51) **LOC (10) Cl.** ..... **24-01**  
(52) **U.S. Cl.**  
USPC ..... **D24/192**  
(58) **Field of Classification Search**  
USPC ..... D24/171, 170, 231, 213, 212, 192;  
D2/919, 916, 932, 907, 909, 913, 917,  
D2/920, 954, 989, 991; 604/184, 185, 218,  
604/207, 198, 134, 137; 602/1, 4, 5, 6, 28,  
602/31, 30, 48, 58, 60, 61, 65, 66, 75;  
128/893, 894  
See application file for complete search history.

(56) **References Cited**

**U.S. PATENT DOCUMENTS**

3,556,091	A *	1/1971	Haig	.....	602/30
4,632,103	A *	12/1986	Fabricant et al.	.....	602/30
4,644,940	A *	2/1987	Nakamura	.....	602/30
4,729,369	A *	3/1988	Cook	.....	602/30
4,753,228	A *	6/1988	Selner et al.	.....	602/27
5,453,083	A *	9/1995	Kasahara	.....	602/30
5,928,173	A *	7/1999	Unruh	.....	602/30
6,318,373	B1 *	11/2001	Kasahara	.....	128/894
D499,807	S *	12/2004	Stauffer	.....	D24/192
D551,430	S *	9/2007	Wilkenfeld et al.	.....	D2/902

7,396,338	B2 *	7/2008	Huber et al.	.....	602/30
D613,909	S *	4/2010	Oban	.....	D29/121.2
D633,657	S *	3/2011	Oban	.....	D29/121.2
D668,342	S *	10/2012	Hilaire	.....	D24/192
D673,686	S *	1/2013	Rust Huthmaker	.....	D24/192
D679,822	S *	4/2013	Huthmaker	.....	D24/192
D683,036	S *	5/2013	Rust Huthmaker	.....	D24/192
D683,861	S *	6/2013	Rust Huthmaker	.....	D24/192
8,555,524	B2 *	10/2013	Hammerbeck et al.	.....	36/11.5
2006/0161090	A1 *	7/2006	Lee	.....	602/66

\* cited by examiner

*Primary Examiner* — Ian Simmons

*Assistant Examiner* — Rhea Shields

(74) *Attorney, Agent, or Firm* — Alleman Hall McCoy Russell & Tuttle LLP


(57) **CLAIM**

The ornamental design for a soft bunion splint, as shown and described.

**DESCRIPTION**

FIG. 1 is a front perspective view of a design for a soft bunion splint having a bunion cushion as shown on a foot;  
FIG. 2 is a front perspective view of the bunion splint of FIG. 1, without the foot.  
FIG. 3 is a top view of the bunion splint of FIG. 2.  
FIG. 4 is a bottom view of the bunion splint of FIG. 2.  
FIG. 5 is a right side view of the bunion splint of FIG. 2.  
FIG. 6 is a left side view of the bunion splint of FIG. 2.  
FIG. 7 is a front view of the bunion splint of FIG. 2; and,  
FIG. 8 is a back view of the bunion splint of FIG. 2.  
In the drawings, the dash-dot-dash broken lines and the evenly spaced broken lines depict unclaimed environment and unclaimed stitched seams only and form no part of the claimed design.

**1 Claim, 7 Drawing Sheets**



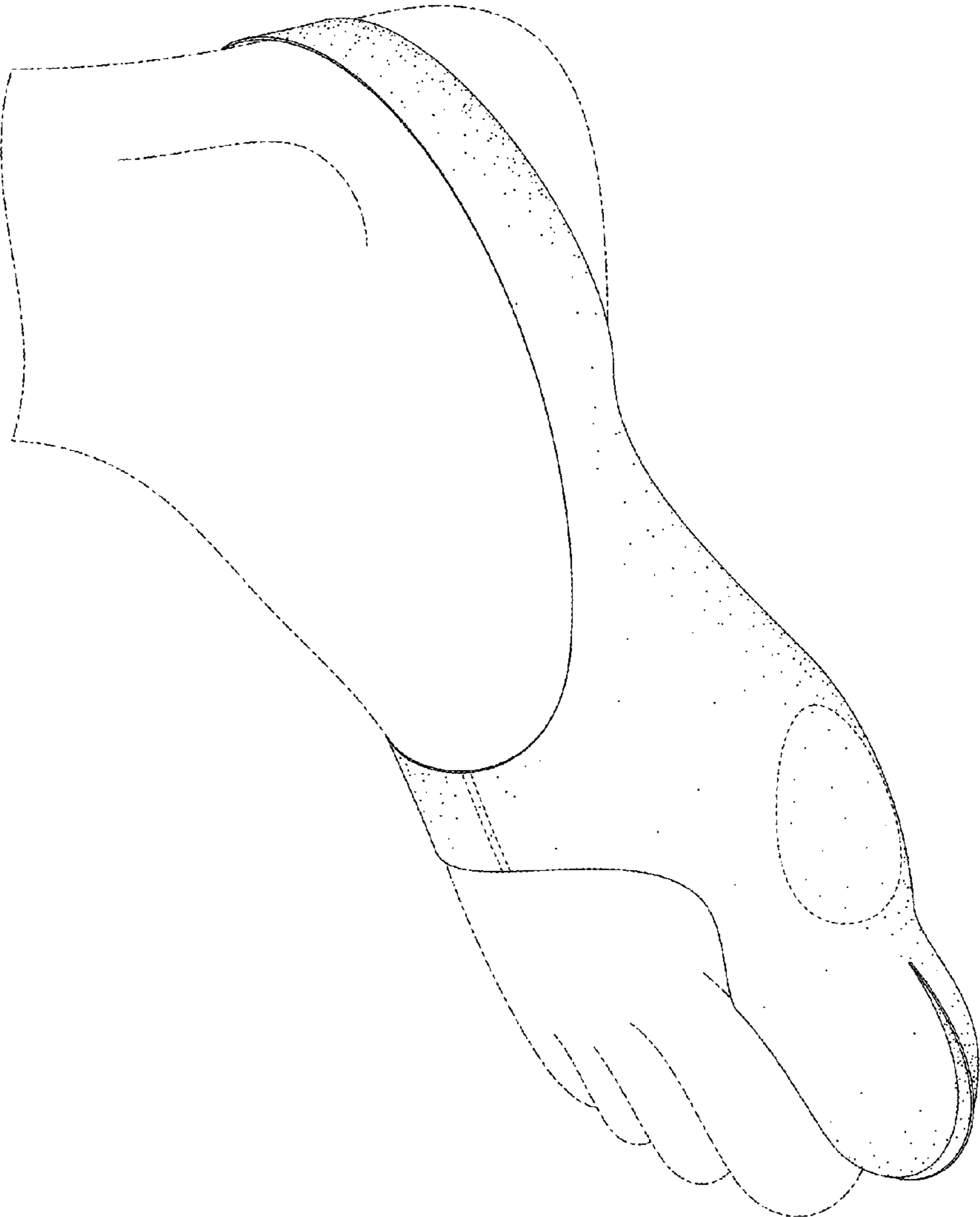


FIG. 1

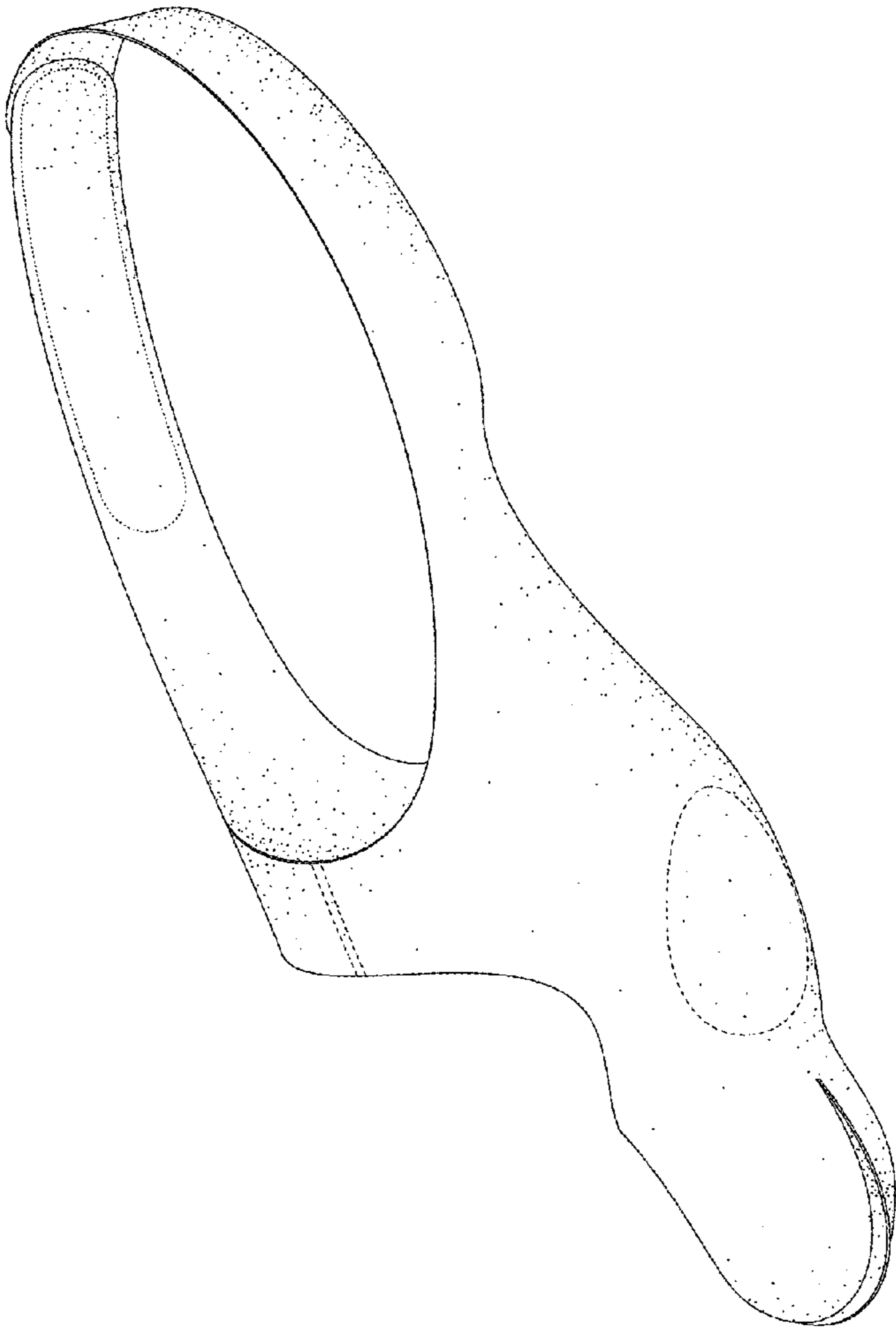


FIG. 2

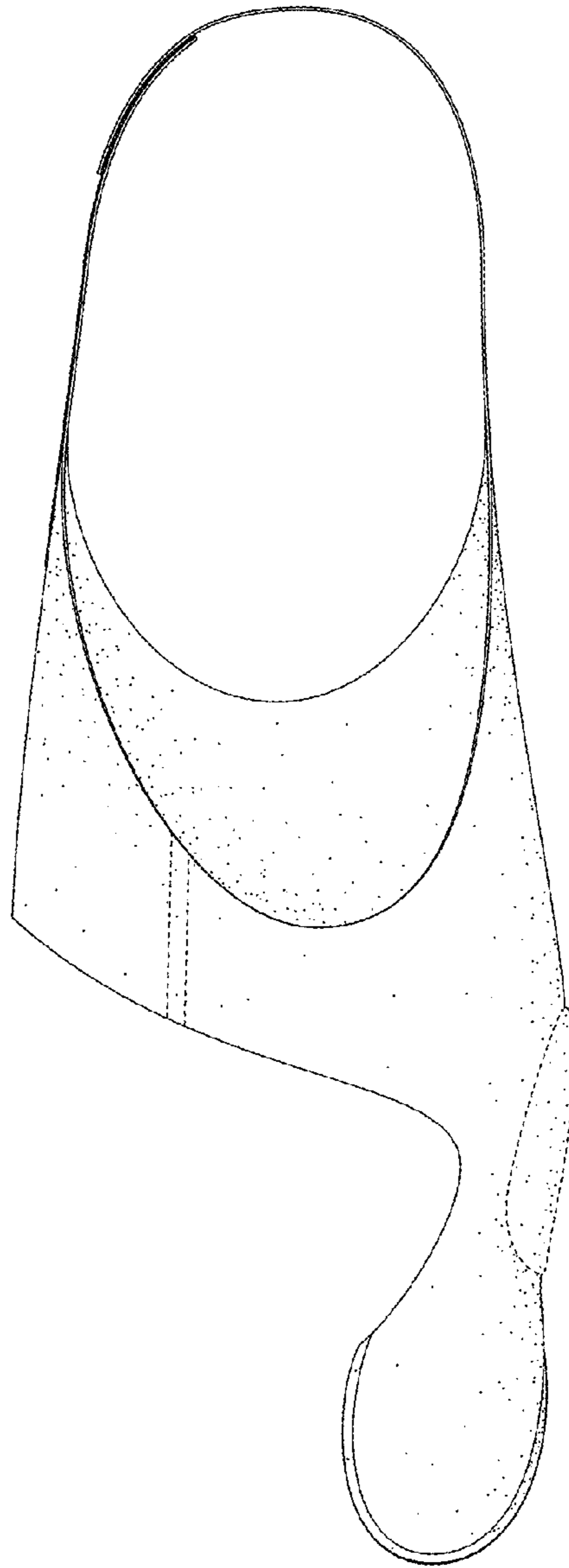


FIG. 3

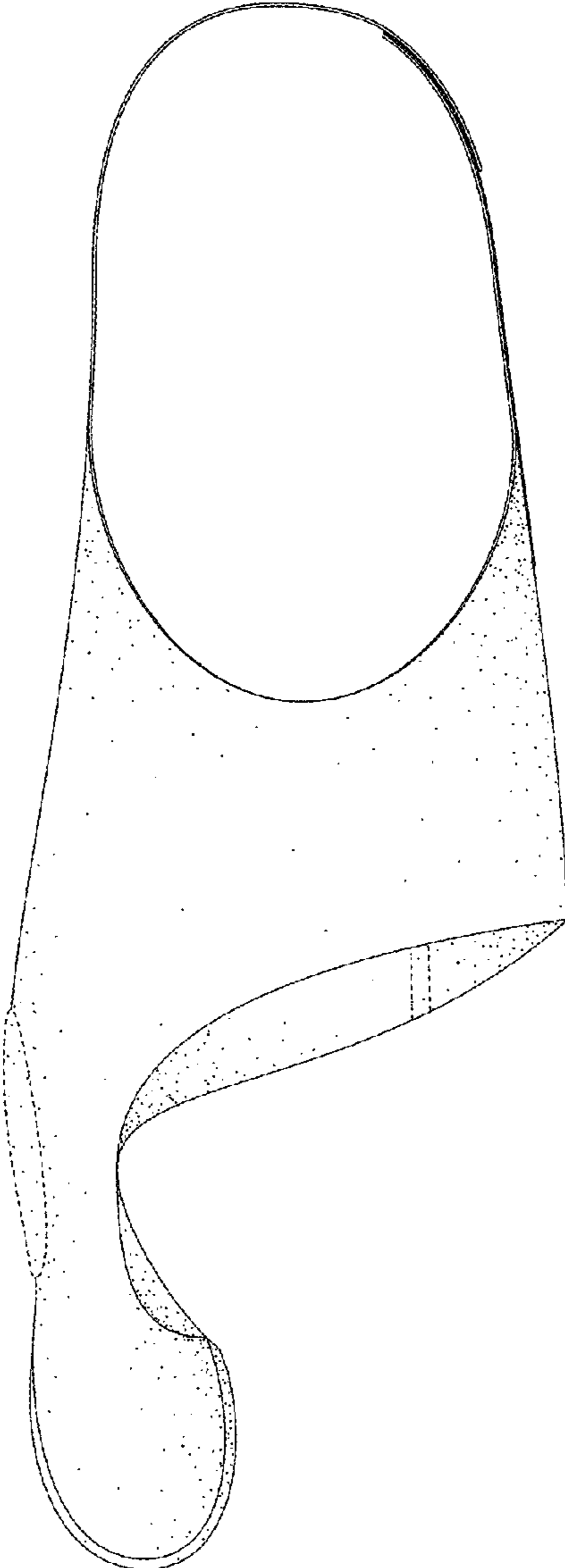


FIG. 4

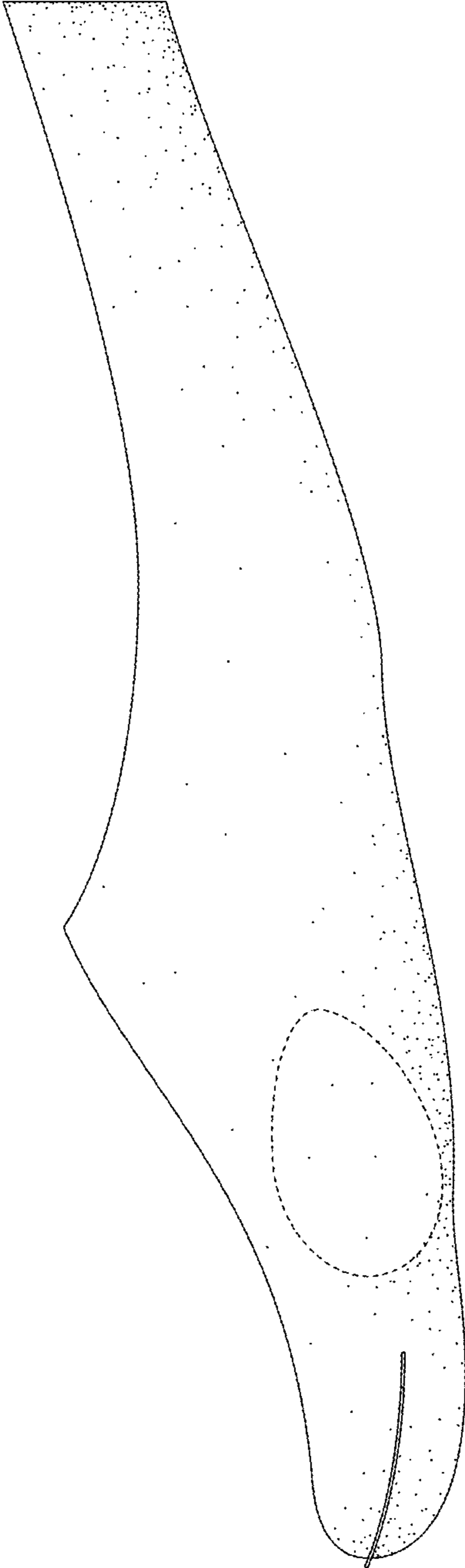


FIG. 5

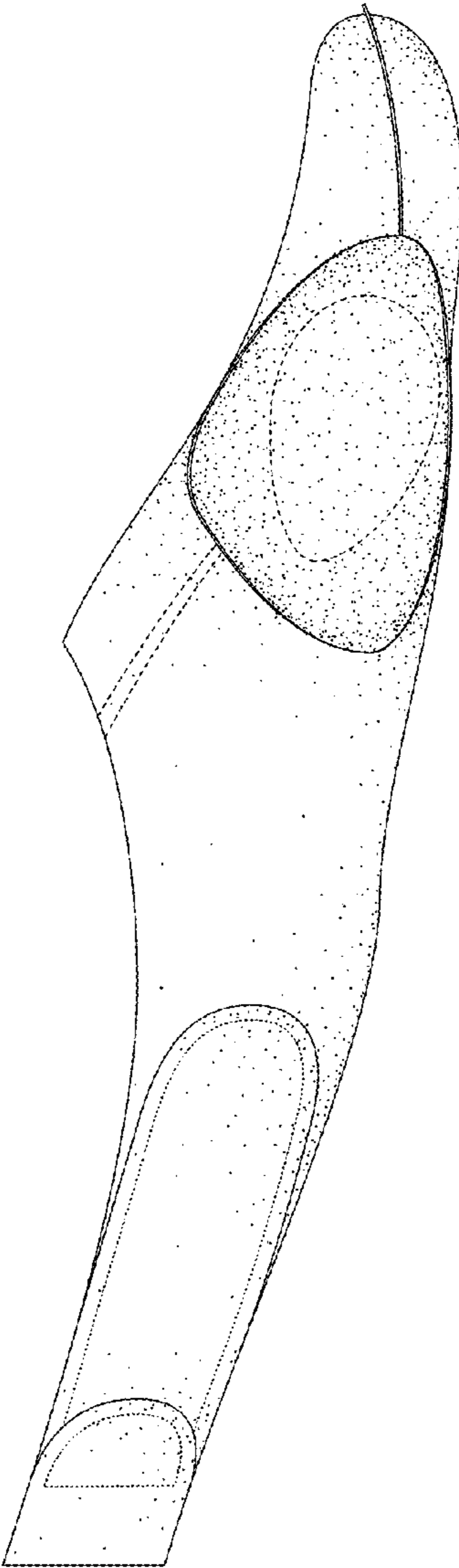


FIG. 6

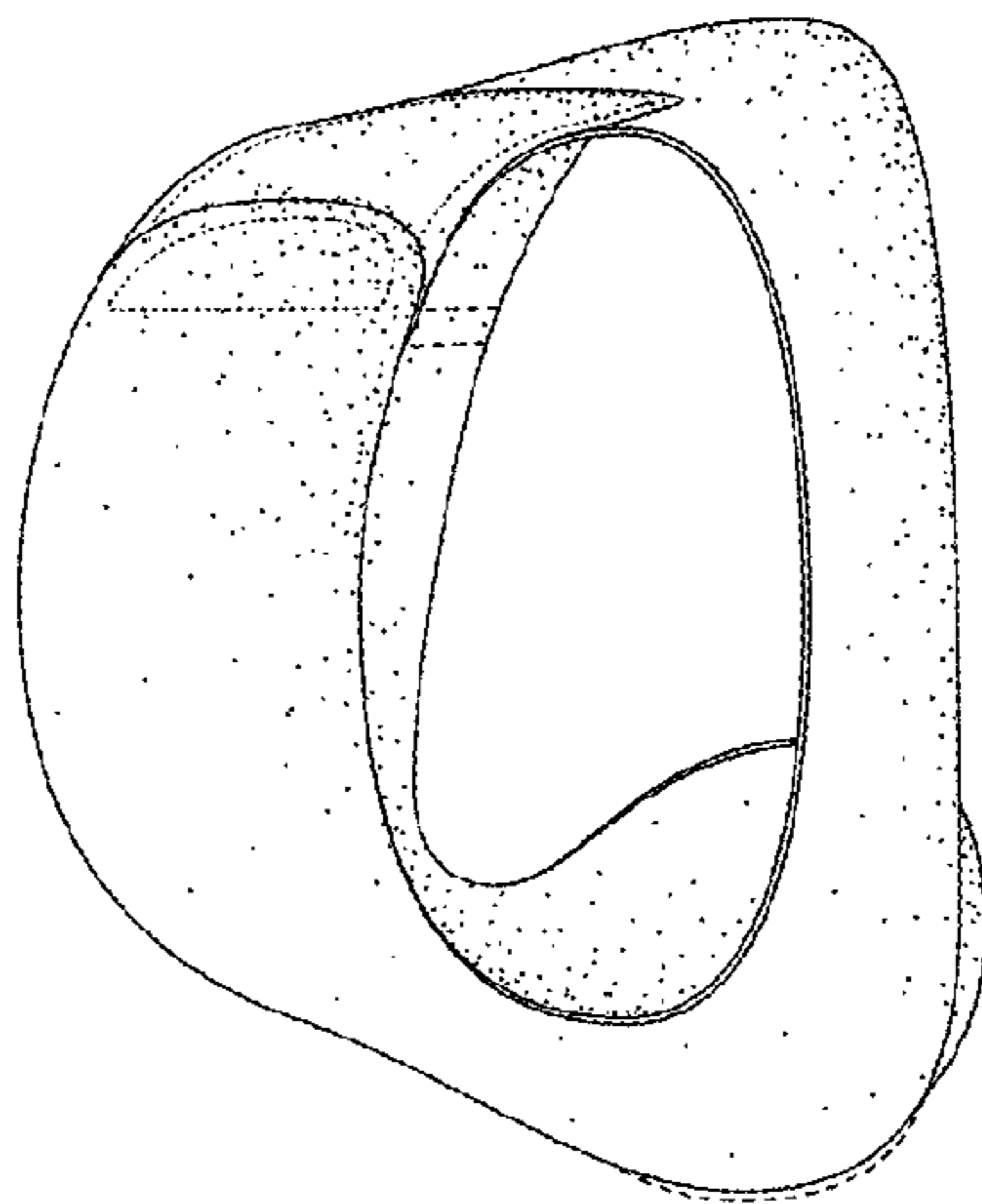


FIG. 8

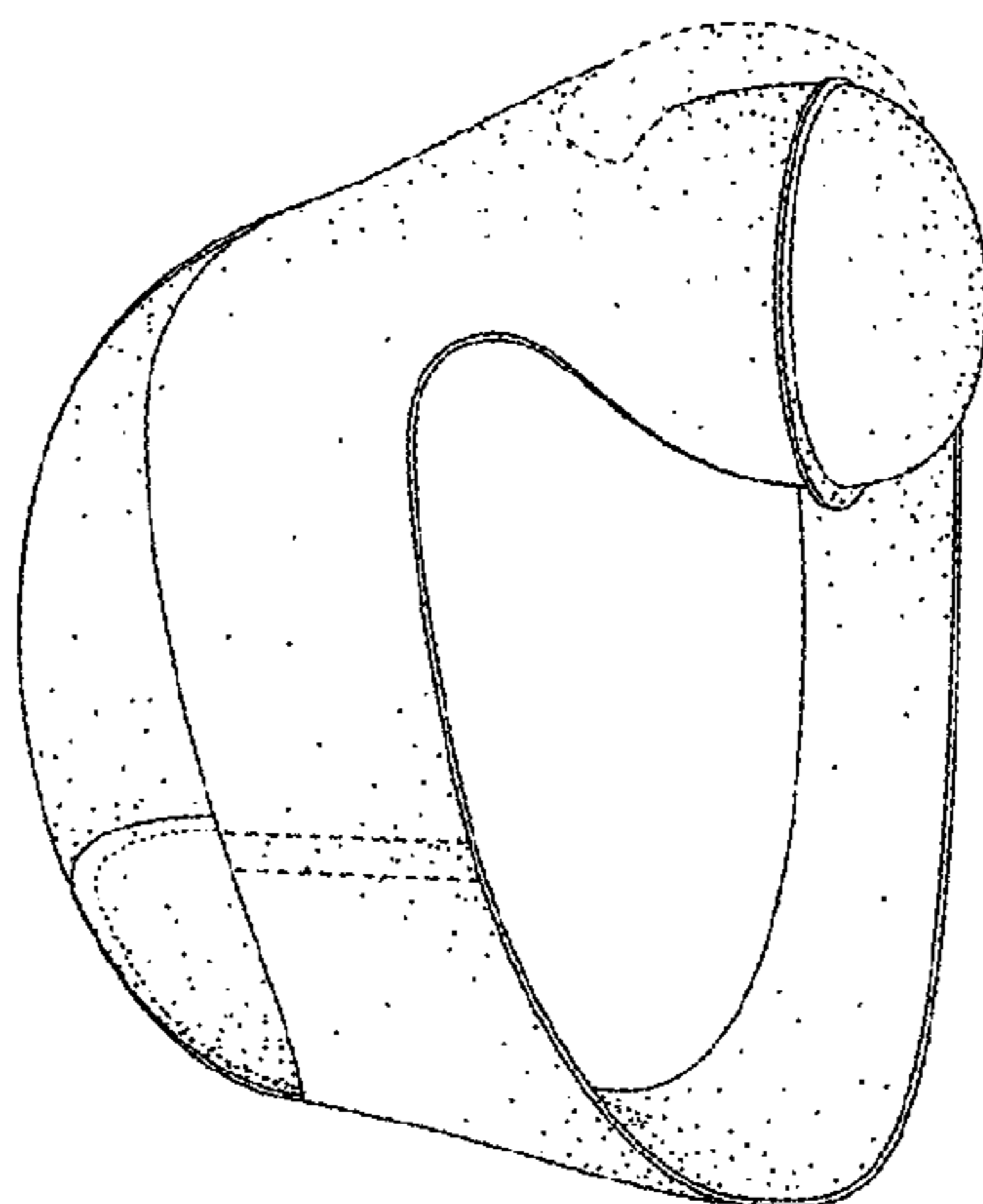


FIG. 7