



US00D717922S

(12) **United States Design Patent**
Rexach et al.

(10) **Patent No.:** **US D717,922 S**

(45) **Date of Patent:** **** Nov. 18, 2014**

(54) **FAUCET HANDLE**

(71) Applicant: **Kohler Co.**, Kohler, WI (US)

(72) Inventors: **Rafael A. Rexach**, Sheboygan, WI (US);
Herbert V. Kohler, Jr., Kohler, WI (US)

(73) Assignee: **Kohler Co.**, Kohler, WI (US)

(**) Term: **14 Years**

(21) Appl. No.: **29/497,595**

(22) Filed: **Jul. 25, 2014**

Related U.S. Application Data

(62) Division of application No. 29/453,546, filed on Apr. 30, 2013.

(51) **LOC (10) Cl.** **23-01**

(52) **U.S. Cl.**
USPC **D23/253**

(58) **Field of Classification Search**
USPC D23/238, 241–243, 249–250, 253;
4/675–678; 137/801

See application file for complete search history.

(56) **References Cited**

U.S. PATENT DOCUMENTS

D25,950 S	8/1896	Totham
D50,631 S	4/1917	Reid, Jr.
D235,098 S	5/1975	Doman et al.
D263,991 S	4/1982	Fleischmann et al.
D287,395 S	12/1986	Piesco
D293,362 S	12/1987	Hill et al.
D293,601 S	1/1988	Hill et al.
D305,724 S	1/1990	Mosch
D318,901 S	8/1991	Rodstein
D332,824 S	1/1993	Robbins
D348,509 S	7/1994	Bollenbacher
D349,208 S	8/1994	Bollenbacher
D349,328 S	8/1994	Bollenbacher

D349,331 S	8/1994	Bollenbacher
D349,948 S	8/1994	Bollenbacher et al.
D350,184 S	8/1994	Kohler, Jr.
D350,390 S	9/1994	Bollenbacher
D352,095 S	11/1994	Bollenbacher
D354,548 S	1/1995	Bollenbacher et al.
D357,525 S	4/1995	Fabian
D384,730 S	10/1997	Doughty et al.
D407,466 S	3/1999	Hundley et al.

(Continued)

OTHER PUBLICATIONS

U.S. Appl. No. 13/794,544, filed Mar. 11, 2013, Kohler Co.

(Continued)

Primary Examiner — Robert Delehanty

(74) *Attorney, Agent, or Firm* — Foley & Lardner LLP

(57) **CLAIM**

We claim the ornamental design for a faucet handle, as shown and described.

DESCRIPTION

FIG. 1 is a top, front, left perspective view of an embodiment of the claimed design;

FIG. 2 is a front elevation view thereof;

FIG. 3 is a rear elevation view thereof;

FIG. 4 is a right elevation view thereof;

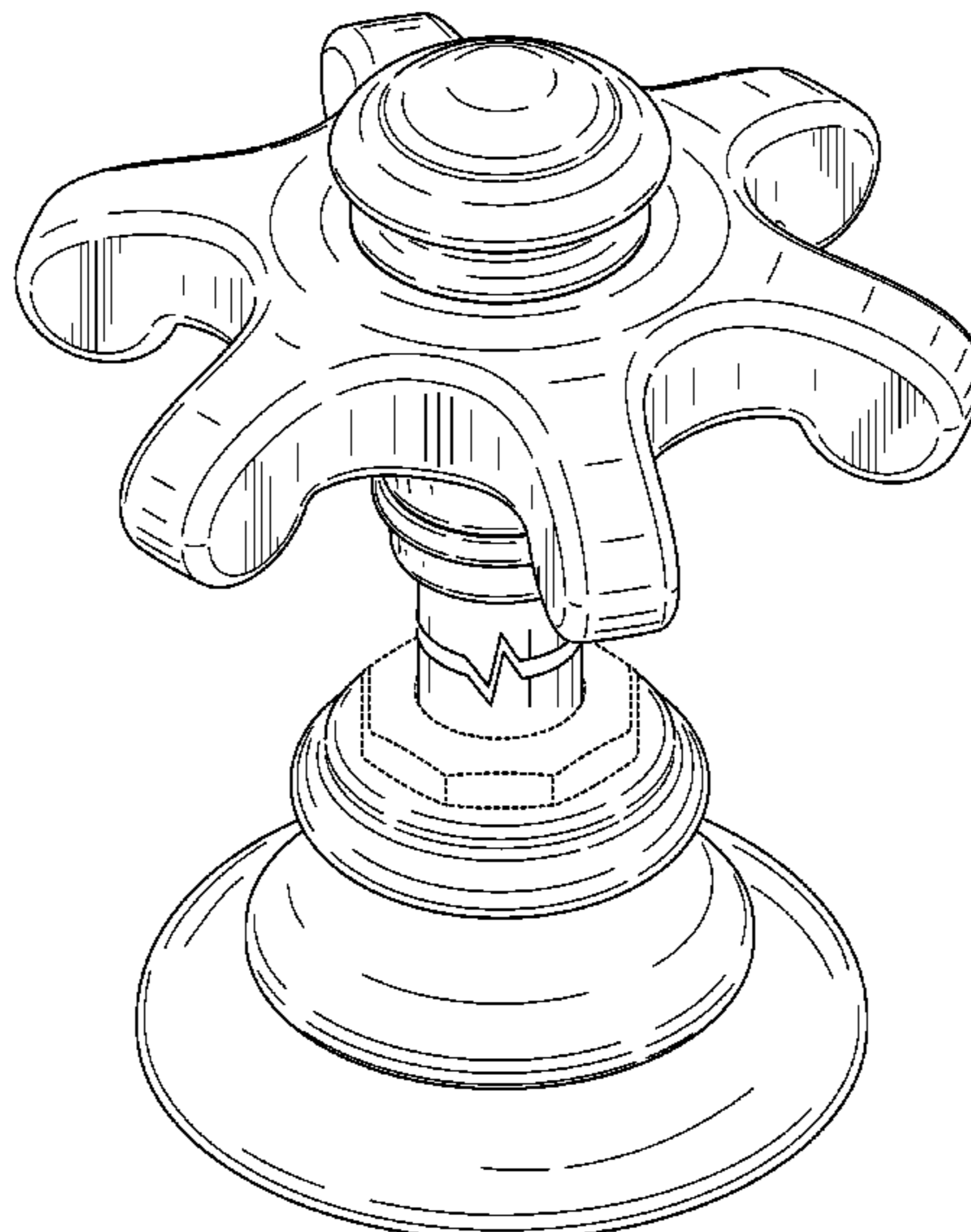
FIG. 5 is a left elevation view thereof;

FIG. 6 is a top plan view thereof; and,

FIG. 7 is a bottom plan view thereof.

The ornamental design which is claimed is shown in solid lines in the drawings. The broken lines in the drawings are for illustrative purposes only and form no part of the claimed design. Broken lines formed by equal length dashes show unclaimed portions of the design. Broken lines having a jagged element show that no particular length of the portion is claimed.

1 Claim, 7 Drawing Sheets



(56)

References Cited

U.S. PATENT DOCUMENTS

D456,879 S	5/2002	Doughty et al.	
D461,000 S	7/2002	Mullenmeister	
D461,231 S	8/2002	Mullenmeister	
D463,533 S	9/2002	Ko	
D465,268 S	* 11/2002	Mullenmeister D23/250
D465,269 S	11/2002	Hsu	
D468,810 S	1/2003	Smith	
D470,917 S	2/2003	Friedrich	
D471,964 S	3/2003	Bates et al.	
D472,615 S	4/2003	Smith	
D482,757 S	11/2003	Blomstrom	
D482,758 S	11/2003	Bates et al.	
D483,093 S	12/2003	Bates et al.	
D487,916 S	3/2004	Lord	
D500,549 S	1/2005	Blomstrom	
D508,108 S	8/2005	Blomstrom	
D515,181 S	2/2006	Lun et al.	
D516,683 S	3/2006	Ouyoung	
D521,110 S	5/2006	Fritz et al.	
D521,125 S	5/2006	Fritz	
D524,923 S	7/2006	Gilbert et al.	
D527,804 S	9/2006	Chu et al.	
D530,795 S	10/2006	Sutopo	
D531,273 S	10/2006	Tsai	
D532,083 S	11/2006	Green	
D534,987 S	1/2007	Eilmus	
D558,304 S	12/2007	Hoernig	
D581,495 S	11/2008	Yuan	
D581,496 S	11/2008	Dolan	
D582,011 S	12/2008	Yuan	
D582,018 S	12/2008	Yuan	
D583,439 S	12/2008	Spangler	
D645,944 S	9/2011	Gilbert	
D646,365 S	10/2011	Parekh	
D654,569 S	2/2012	Yu	
D654,571 S	2/2012	Yu	
D657,023 S	* 4/2012	McKeone D23/253
D664,631 S	7/2012	Schaefer	
D667,085 S	9/2012	Shieh	
D676,939 S	* 2/2013	Kwok D23/253

D683,428 S	5/2013	Kwok	
D683,823 S	6/2013	Kwok	
D712,517 S	* 9/2014	Citterio D23/253

OTHER PUBLICATIONS

US Notice of Allowance DTD Jul. 22, 2014 for U.S. Appl. No. 29/453,546, filed Apr. 30, 2014.

US Notice of Allowance DTD Sep. 16, 2014 for U.S. Appl. No. 29/497,499, filed Jul. 25, 2014.

US Notice of Allowance DTD Sep. 5, 2014 for U.S. Appl. No. 29/497,502, filed Jul. 25, 2014.

US Notice of Allowance DTD Sep. 2, 2014 for U.S. Appl. No. 29/497,505, filed Jul. 25, 2014.

US Notice of Allowance DTD Sep. 3, 2014 for U.S. Appl. No. 29/497,506, filed Jul. 25, 2014.

US Notice of Allowance DTD Sep. 12, 2014 for U.S. Appl. No. 29/497,507, filed Jul. 25, 2014.

US Notice of Allowance DTD Sep. 12, 2014 for U.S. Appl. No. 29/497,510, filed Jul. 25, 2014.

US Notice of Allowance DTD Sep. 15, 2014 for U.S. Appl. No. 29/497,515, filed Jul. 25, 2014.

US Notice of Allowance DTD Sep. 12, 2014 for U.S. Appl. No. 29/497,520, filed Jul. 25, 2014.

US Notice of Allowance DTD Sep. 15, 2014 for U.S. Appl. No. 29/497,523, filed Jul. 25, 2014.

US Notice of Allowance DTD Sep. 15, 2014 for U.S. Appl. No. 29/497,531, filed Jul. 25, 2014.

US Notice of Allowance DTD Sep. 15, 2014 for U.S. Appl. No. 29/497,533, filed Jul. 25, 2014.

US Notice of Allowance DTD Sep. 12, 2014 for U.S. Appl. No. 29/497,537, filed Jul. 25, 2014.

US Notice of Allowance DTD Sep. 12, 2014 for U.S. Appl. No. 29/497,543, filed Jul. 25, 2014.

US Notice of Allowance DTD Sep. 15, 2014 for U.S. Appl. No. 29/497,550, filed Jul. 25, 2014.

US Notice of Allowance DTD Sep. 15, 2014 for U.S. Appl. No. 29/497,554, filed Jul. 25, 2014.

US Notice of Allowance DTD Sep. 18, 2014 for U.S. Appl. No. 29/497,590, filed Jul. 25, 2014.

* cited by examiner




FIG. 1




FIG. 2




FIG. 3

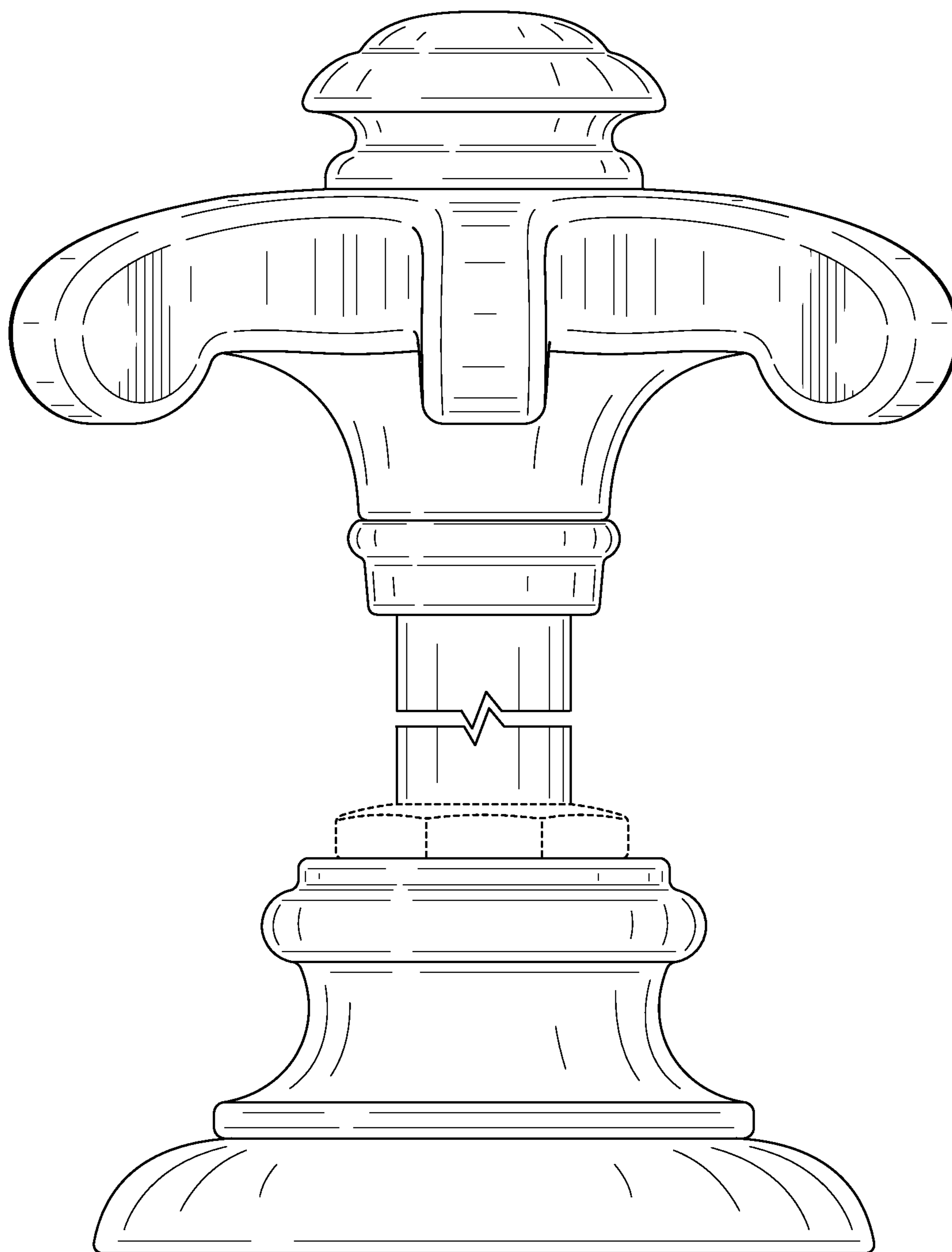


FIG. 4

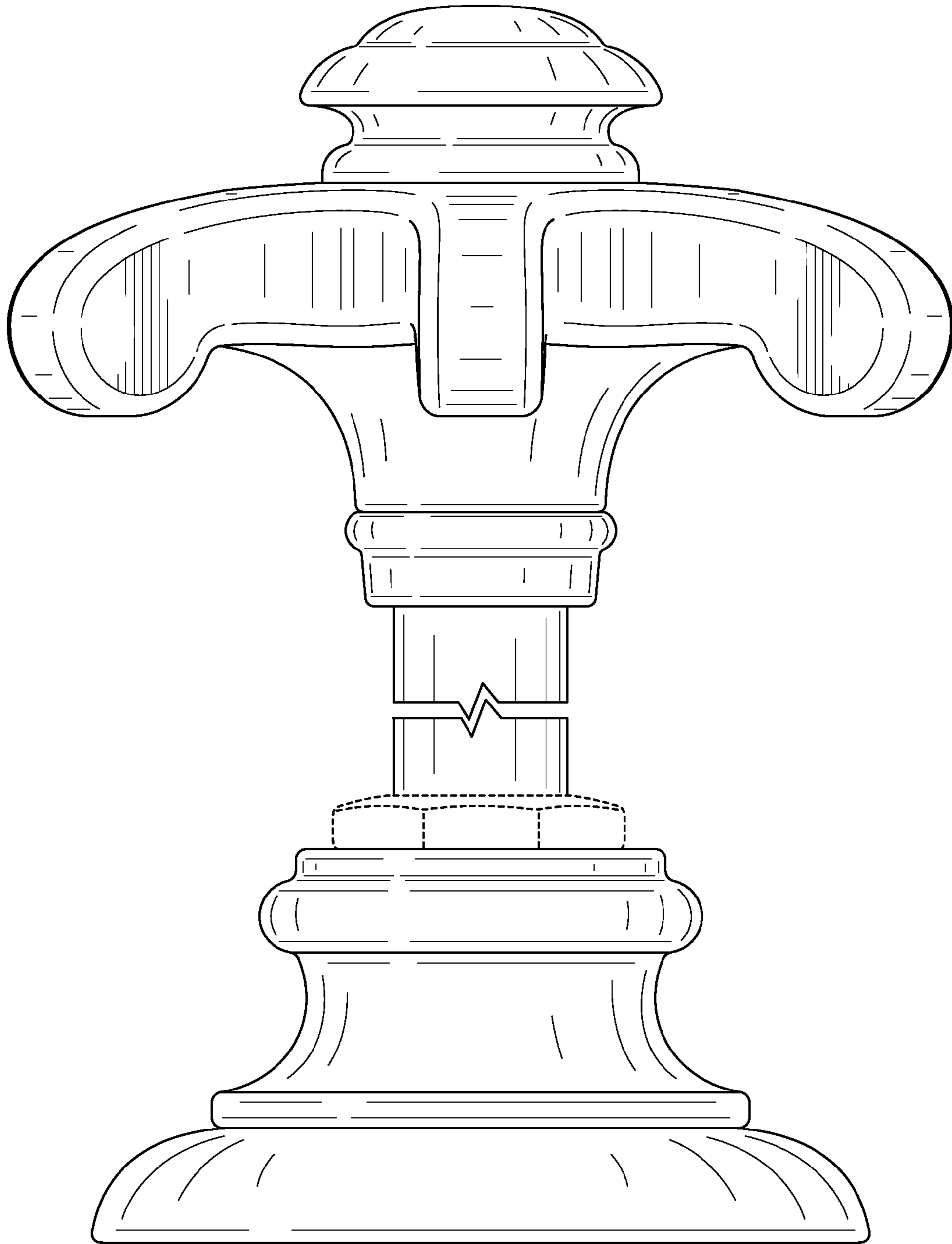


FIG. 5




FIG. 6

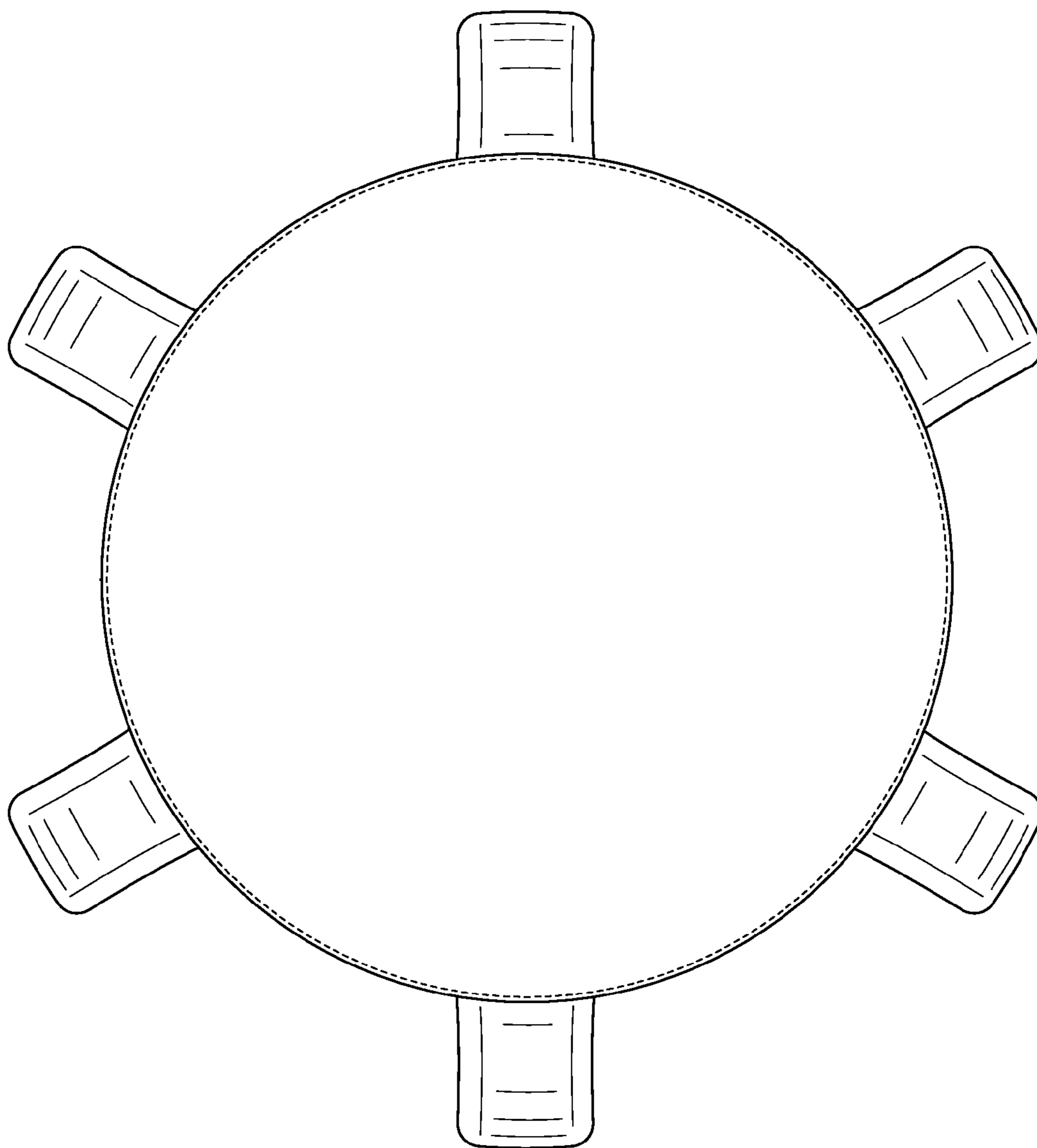


FIG. 7