



US00D717920S

(12) **United States Design Patent**
Rexach et al.

(10) **Patent No.:** **US D717,920 S**

(45) **Date of Patent:** **** Nov. 18, 2014**

(54) **FAUCET HANDLE**

(71) Applicant: **Kohler Co.**, Kohler, WI (US)

(72) Inventors: **Rafael A. Rexach**, Sheboygan, WI (US);
Herbert V. Kohler, Jr., Kohler, WI (US)

(73) Assignee: **Kohler Co.**, Kohler, WI (US)

(**) Term: **14 Years**

(21) Appl. No.: **29/497,533**

(22) Filed: **Jul. 25, 2014**

Related U.S. Application Data

(62) Division of application No. 29/453,546, filed on Apr. 30, 2013.

(51) **LOC (10) CI.** **23-01**

(52) **U.S. CI.**
USPC **D23/252**

(58) **Field of Classification Search**
USPC D23/238, 241–243, 249–250, 252, 254;
4/675–678; 137/801

See application file for complete search history.

(56) **References Cited**

U.S. PATENT DOCUMENTS

D25,950 S	8/1896	Totham	
D50,631 S *	4/1917	Reid, Jr.	D23/246
D235,098 S	5/1975	Doman et al.	
D263,991 S	4/1982	Fleischmann et al.	
D287,395 S	12/1986	Piesco	
D293,362 S	12/1987	Hill et al.	
D293,601 S	1/1988	Hill et al.	
D305,724 S	1/1990	Mosch	
D318,901 S	8/1991	Rodstein	
D332,824 S *	1/1993	Robbins	D23/252
D348,509 S	7/1994	Bollenbacher	
D349,208 S	8/1994	Bollenbacher	

D349,328 S	8/1994	Bollenbacher	
D349,331 S	8/1994	Bollenbacher	
D349,948 S	8/1994	Bollenbacher et al.	
D350,184 S	8/1994	Kohler, Jr.	
D350,390 S	9/1994	Bollenbacher	
D352,095 S	11/1994	Bollenbacher	
D354,548 S	1/1995	Bollenbacher et al.	
D357,525 S	4/1995	Fabian	
D384,730 S	10/1997	Doughty et al.	
D407,466 S *	3/1999	Hundley et al.	D23/252
D456,879 S	5/2002	Doughty et al.	

(Continued)

OTHER PUBLICATIONS

U.S. Appl. No. 13/794,544, filed Mar. 11, 2013, Kohler Co.

(Continued)

Primary Examiner — Robert Delehanty

(74) *Attorney, Agent, or Firm* — Foley & Lardner LLP

(57) **CLAIM**

We claim the ornamental design for a faucet handle, as shown and described.

DESCRIPTION

FIG. 1 is a top, front, right perspective view of an embodiment of the claimed design;

FIG. 2 is a front elevation view thereof;

FIG. 3 is a rear elevation view thereof;

FIG. 4 is a left elevation view thereof;


FIG. 5 is a right elevation view thereof;

FIG. 6 is a top plan view thereof; and,

FIG. 7 is a bottom plan view thereof.

The ornamental design which is claimed is shown in solid lines in the drawings. The broken lines in the drawings are for illustrative purposes only and form no part of the claimed design. Broken lines formed by equal length dashes show unclaimed portions of the design.

1 Claim, 7 Drawing Sheets



(56)

References Cited

U.S. PATENT DOCUMENTS

D461,000 S 7/2002 Mullenmeister
 D461,231 S 8/2002 Mullenmeister
 D463,533 S 9/2002 Ko
 D465,268 S 11/2002 Mullenmeister
 D465,269 S 11/2002 Hsu
 D468,810 S 1/2003 Smith
 D470,917 S 2/2003 Friedrich
 D471,964 S 3/2003 Bates et al.
 D472,615 S 4/2003 Smith
 D482,757 S 11/2003 Blomstrom
 D482,758 S 11/2003 Bates et al.
 D483,093 S 12/2003 Bates et al.
 D487,916 S 3/2004 Lord
 D500,549 S 1/2005 Blomstrom
 D508,108 S 8/2005 Blomstrom
 D515,181 S * 2/2006 Lun et al. D23/241
 D516,683 S 3/2006 Ouyoung
 D521,110 S 5/2006 Fritz et al.
 D521,125 S 5/2006 Fritz
 D524,923 S 7/2006 Gilbert et al.
 D527,804 S 9/2006 Chu et al.
 D530,795 S 10/2006 Sutopo
 D531,273 S 10/2006 Tsai
 D532,083 S 11/2006 Green
 D534,987 S 1/2007 Eilmus
 D558,304 S * 12/2007 Hoernig D23/252
 D581,495 S 11/2008 Yuan
 D581,496 S 11/2008 Dolan
 D582,011 S * 12/2008 Yuan D23/250
 D582,018 S 12/2008 Yuan
 D583,439 S 12/2008 Spangler
 D645,944 S 9/2011 Gilbert
 D646,365 S 10/2011 Parekh
 D654,569 S 2/2012 Yu
 D654,571 S 2/2012 Yu
 D657,023 S 4/2012 McKeone
 D664,631 S 7/2012 Schaefer
 D667,085 S 9/2012 Shieh
 D676,939 S 2/2013 Kwok

D683,428 S 5/2013 Kwok
 D683,823 S 6/2013 Kwok
 D712,517 S 9/2014 Citterio

OTHER PUBLICATIONS

US Notice of Allowance DTD Jul. 22, 2014 for U.S. Appl. No. 29/453,546, filed Apr. 30, 2014.
 US Notice of Allowance DTD Sep. 16, 2014 for U.S. Appl. No. 29/497,499, filed Jul. 25, 2014.
 US Notice of Allowance DTD Sep. 5, 2014 for U.S. Appl. No. 29/497,502, filed Jul. 25, 2014.
 US Notice of Allowance DTD Sep. 2, 2014 for U.S. Appl. No. 29/497,505, filed Jul. 25, 2014.
 US Notice of Allowance DTD Sep. 3, 2014 for U.S. Appl. No. 29/497,506, filed Jul. 25, 2014.
 US Notice of Allowance DTD Sep. 12, 2014 for U.S. Appl. No. 29/497,507, filed Jul. 25, 2014.
 US Notice of Allowance DTD Sep. 12, 2014 for U.S. Appl. No. 29/497,510, filed Jul. 25, 2014.
 US Notice of Allowance DTD Sep. 15, 2014 for U.S. Appl. No. 29/497,515, filed Jul. 25, 2014.
 US Notice of Allowance DTD Sep. 12, 2014 for U.S. Appl. No. 29/497,520, filed Jul. 25, 2014.
 US Notice of Allowance DTD Sep. 15, 2014 for U.S. Appl. No. 29/497,523, filed Jul. 25, 2014.
 US Notice of Allowance DTD Sep. 15, 2014 for U.S. Appl. No. 29/497,531, filed Jul. 25, 2014.
 US Notice of Allowance DTD Sep. 12, 2014 for U.S. Appl. No. 29/497,537, filed Jul. 25, 2014.
 US Notice of Allowance DTD Sep. 12, 2014 for U.S. Appl. No. 29/497,543, filed Jul. 25, 2014.
 US Notice of Allowance DTD Sep. 15, 2014 for U.S. Appl. No. 29/497,550, filed Jul. 25, 2014.
 US Notice of Allowance DTD Sep. 15, 2014 for U.S. Appl. No. 29/497,554, filed Jul. 25, 2014.
 US Notice of Allowance DTD Sep. 18, 2014 for U.S. Appl. No. 29/497,590, filed Jul. 25, 2014.
 US Notice of Allowance DTD Sep. 15, 2014 for U.S. Appl. No. 29/497,595, filed Jul. 25, 2014.

* cited by examiner




FIG. 1

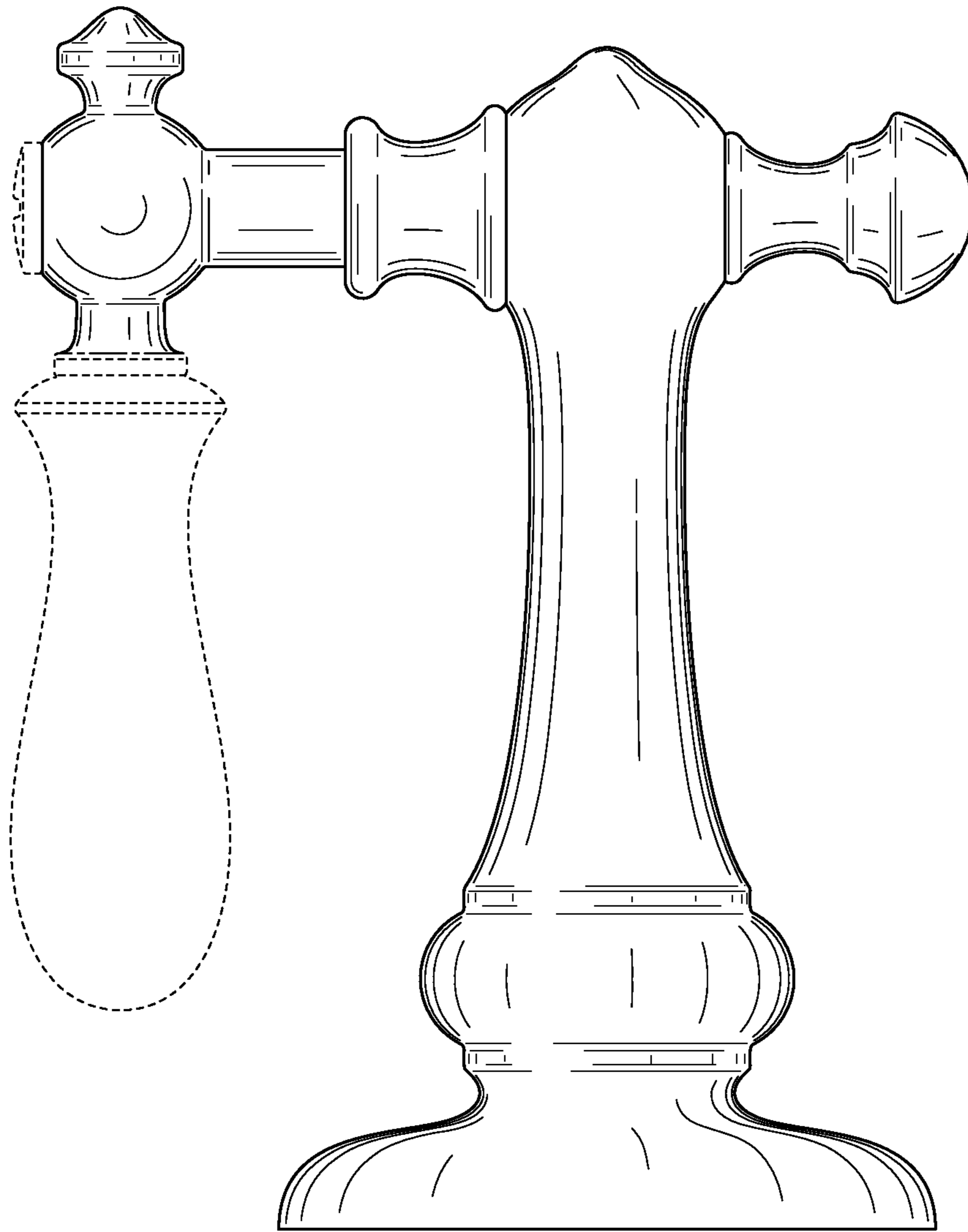


FIG. 2

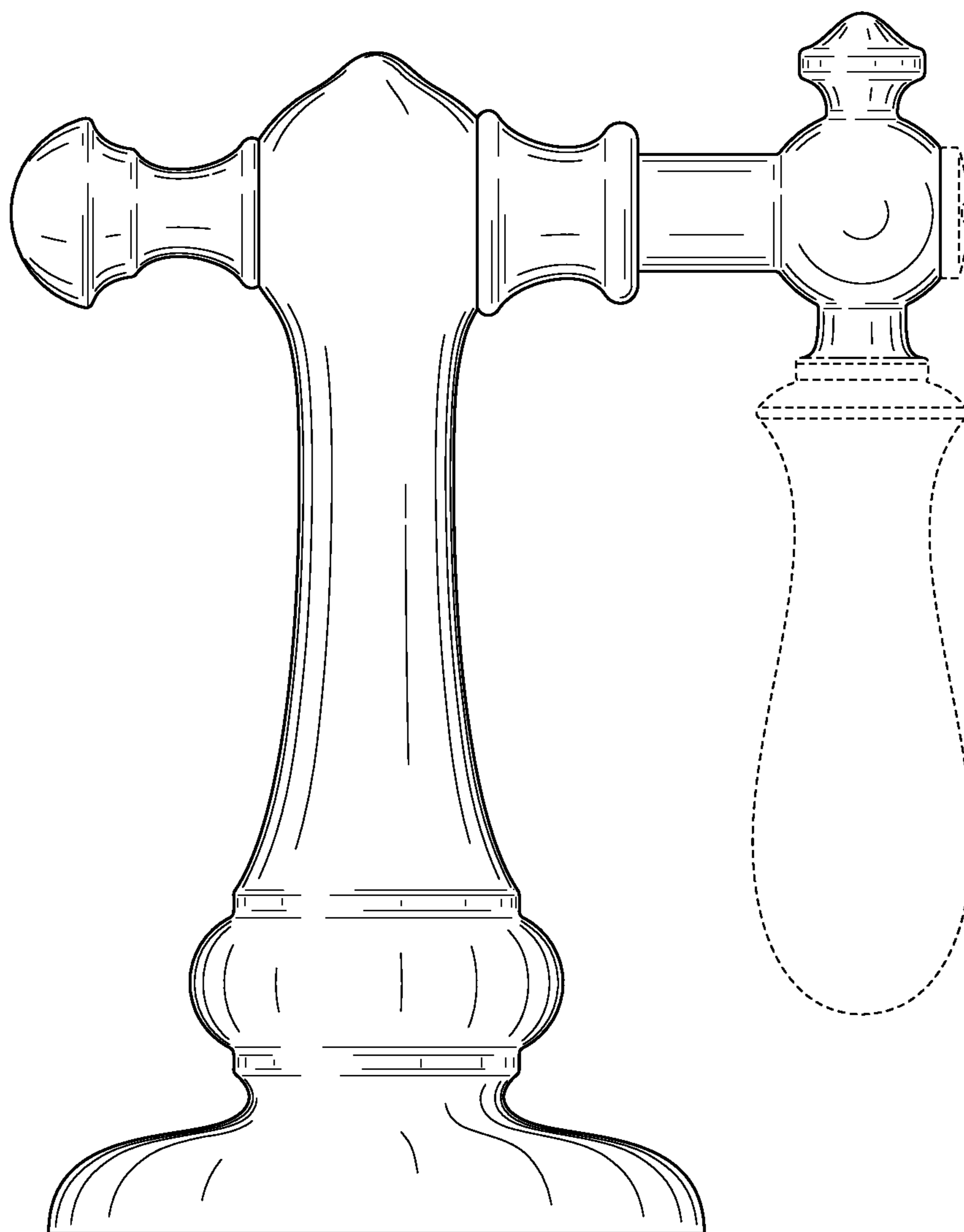


FIG. 3

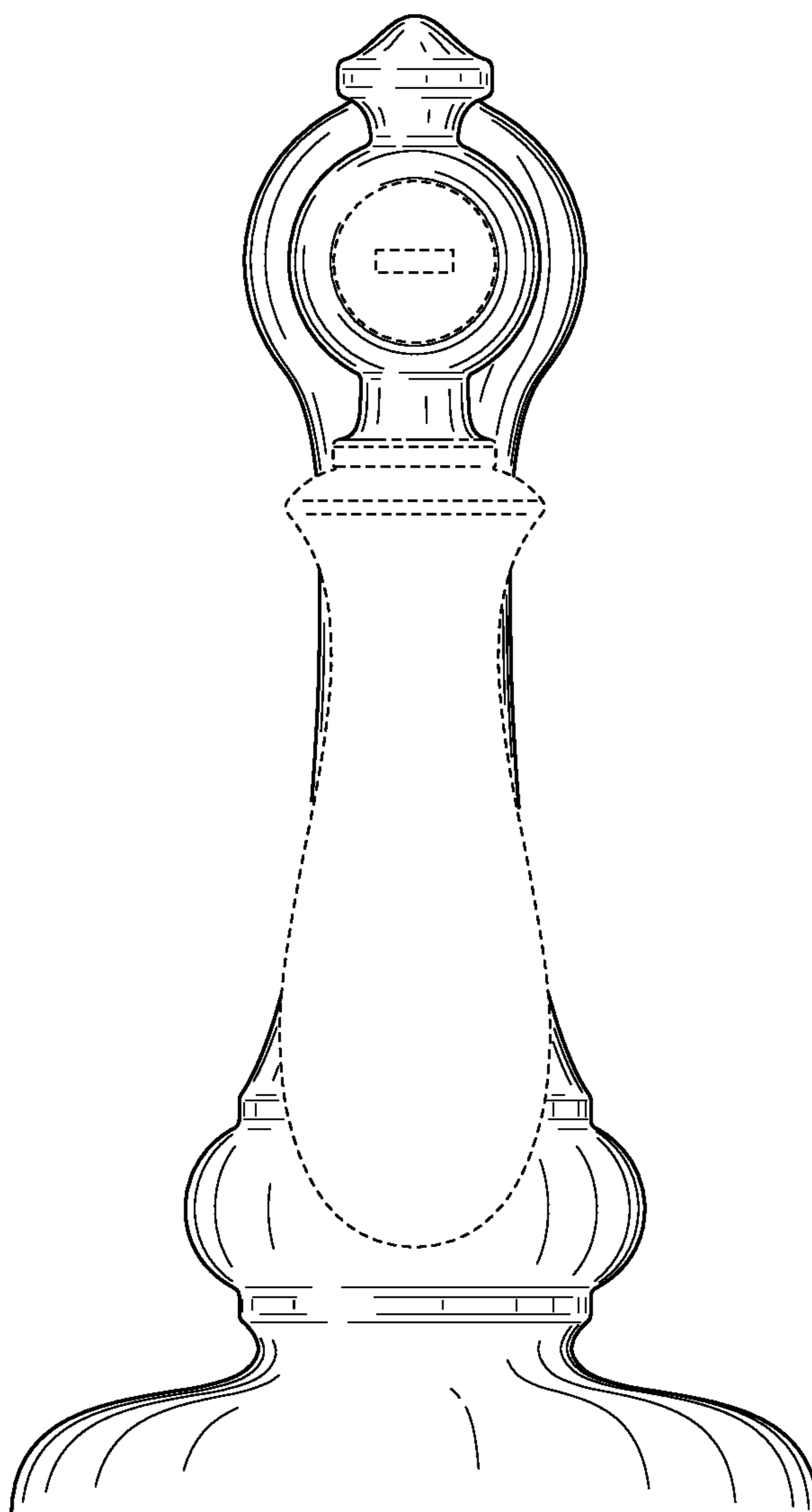


FIG. 4

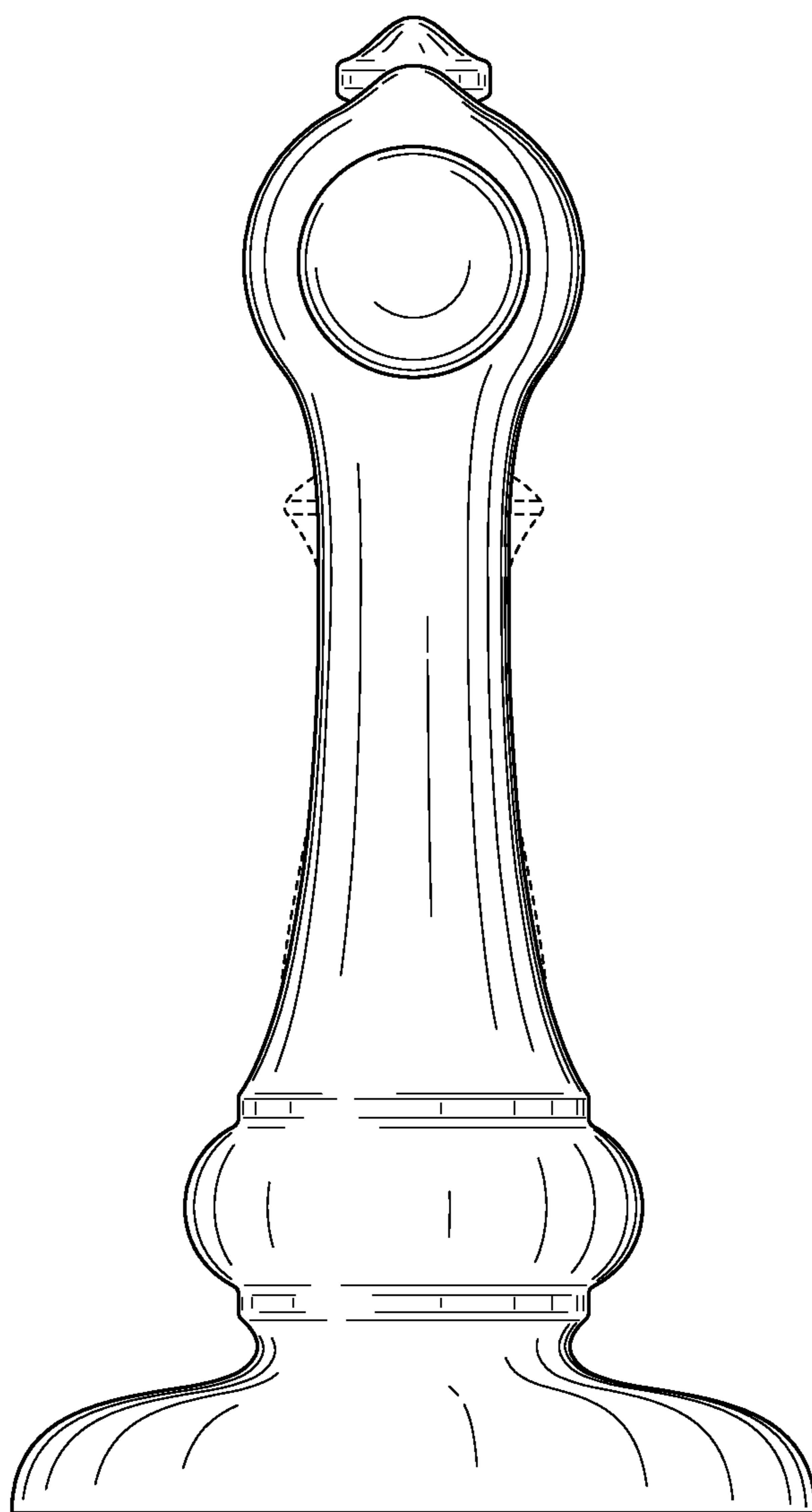


FIG. 5

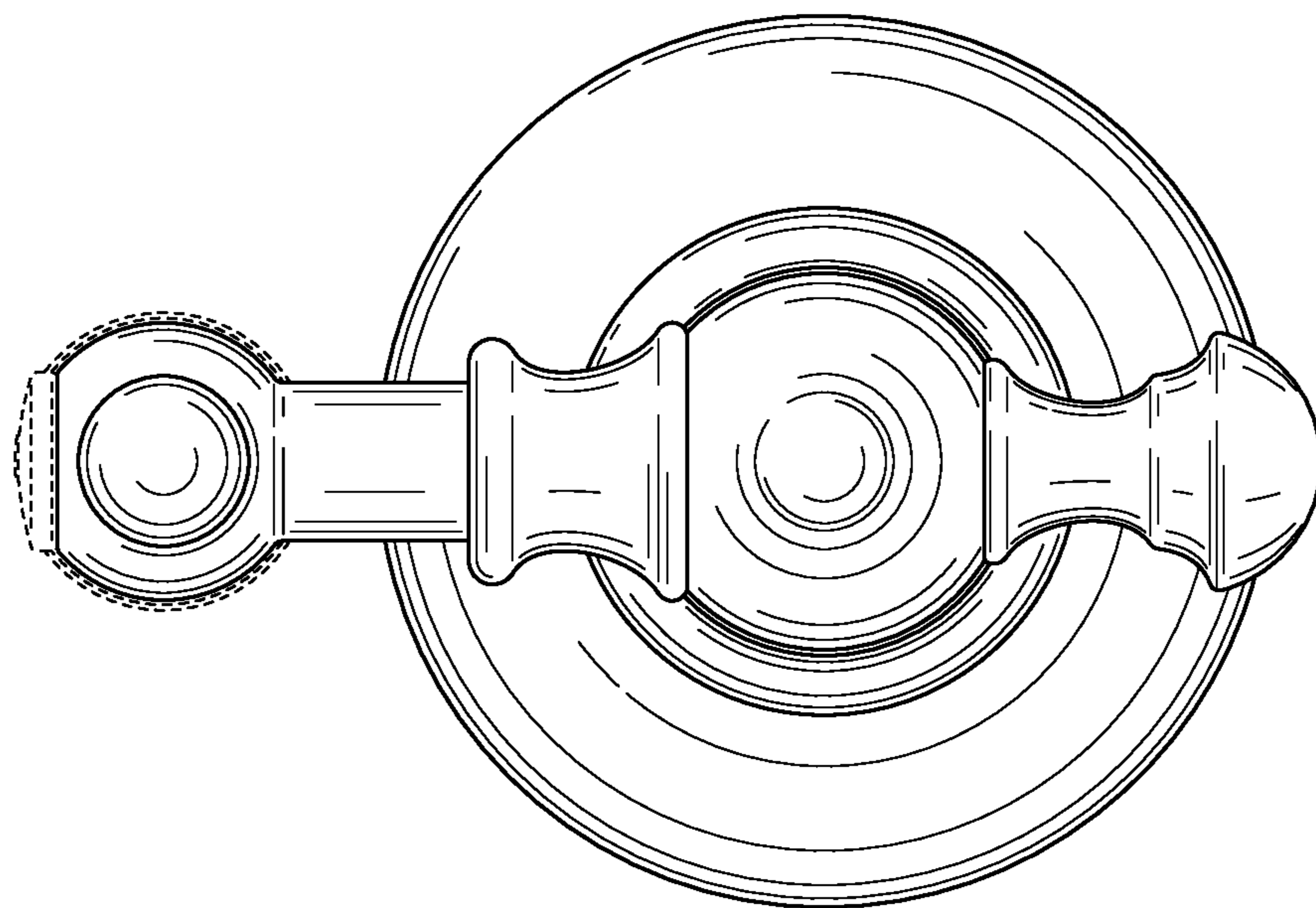


FIG. 6

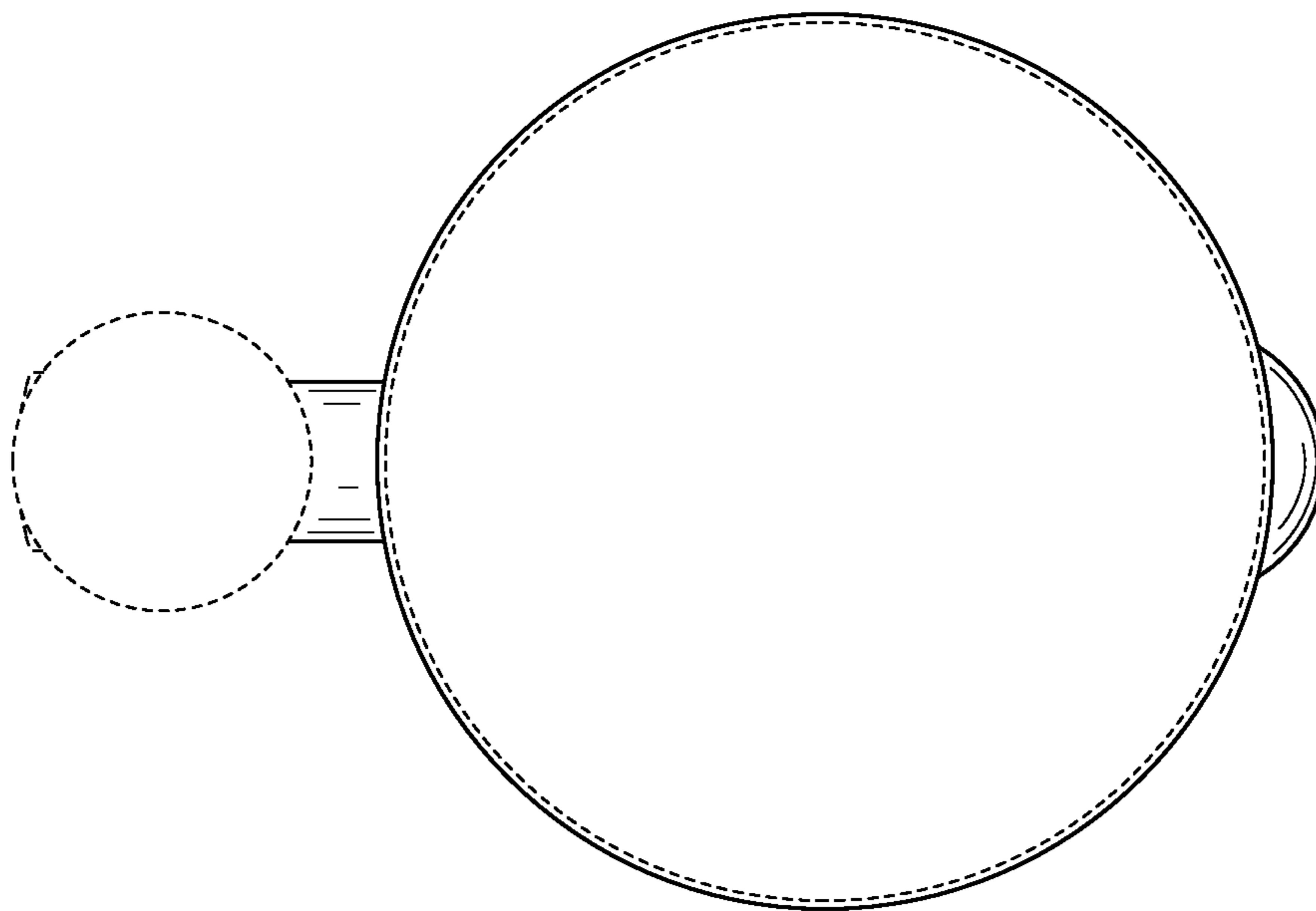


FIG. 7