



US00D717912S

(12) **United States Design Patent**
Huda et al.

(10) **Patent No.:** **US D717,912 S**
(45) **Date of Patent:** **** Nov. 18, 2014**

(54) **CARAFE FILTER HOUSING**
(71) Applicant: **KX Technologies LLC**, West Haven, CT (US)
(72) Inventors: **Stephen P. Huda**, Shelton, CT (US); **Andrew Lombardo**, West Haven, CT (US)
(73) Assignee: **KX Technologies LLC**, West Haven, CT (US)

D596,703 S * 7/2009 McKinney D23/209
D647,594 S * 10/2011 Bridges et al. D23/209
D650,886 S * 12/2011 Bridges et al. D23/207
8,101,076 B2 * 1/2012 Moretto 210/232
D674,464 S * 1/2013 Wilder et al. D23/209

* cited by examiner

Primary Examiner — Robin V Webster
(74) *Attorney, Agent, or Firm* — Robert Curcio; DeLio, Peterson & Curcio, LLC

(**) Term: **14 Years**

(57) **CLAIM**
We claim the ornamental design for a “carafe filter housing,” as shown and described.

(21) Appl. No.: **29/459,820**

(22) Filed: **Jul. 3, 2013**

DESCRIPTION

(51) **LOC (10) Cl.** **23-01**

(52) **U.S. Cl.**
USPC **D23/209**

(58) **Field of Classification Search**
CPC B01D 35/26; B01D 35/00; B01D 27/00
USPC D23/207, 209; 210/232, 266, 282, 464
See application file for complete search history.

FIG. 1 is a front perspective view of the carafe filter housing according to the present invention;
FIG. 2 is a first side view of the carafe filter housing according to the present invention;
FIG. 3 is a second side view of the carafe filter housing according to the present invention;
FIG. 4 is a top view of the carafe filter housing according to the present invention; and,
FIG. 5 is a bottom view of the carafe filter housing according to the present invention.

(56) **References Cited**

U.S. PATENT DOCUMENTS

5,049,272 A * 9/1991 Nieweg 210/266
5,173,192 A * 12/1992 Shalev 210/767

1 Claim, 3 Drawing Sheets

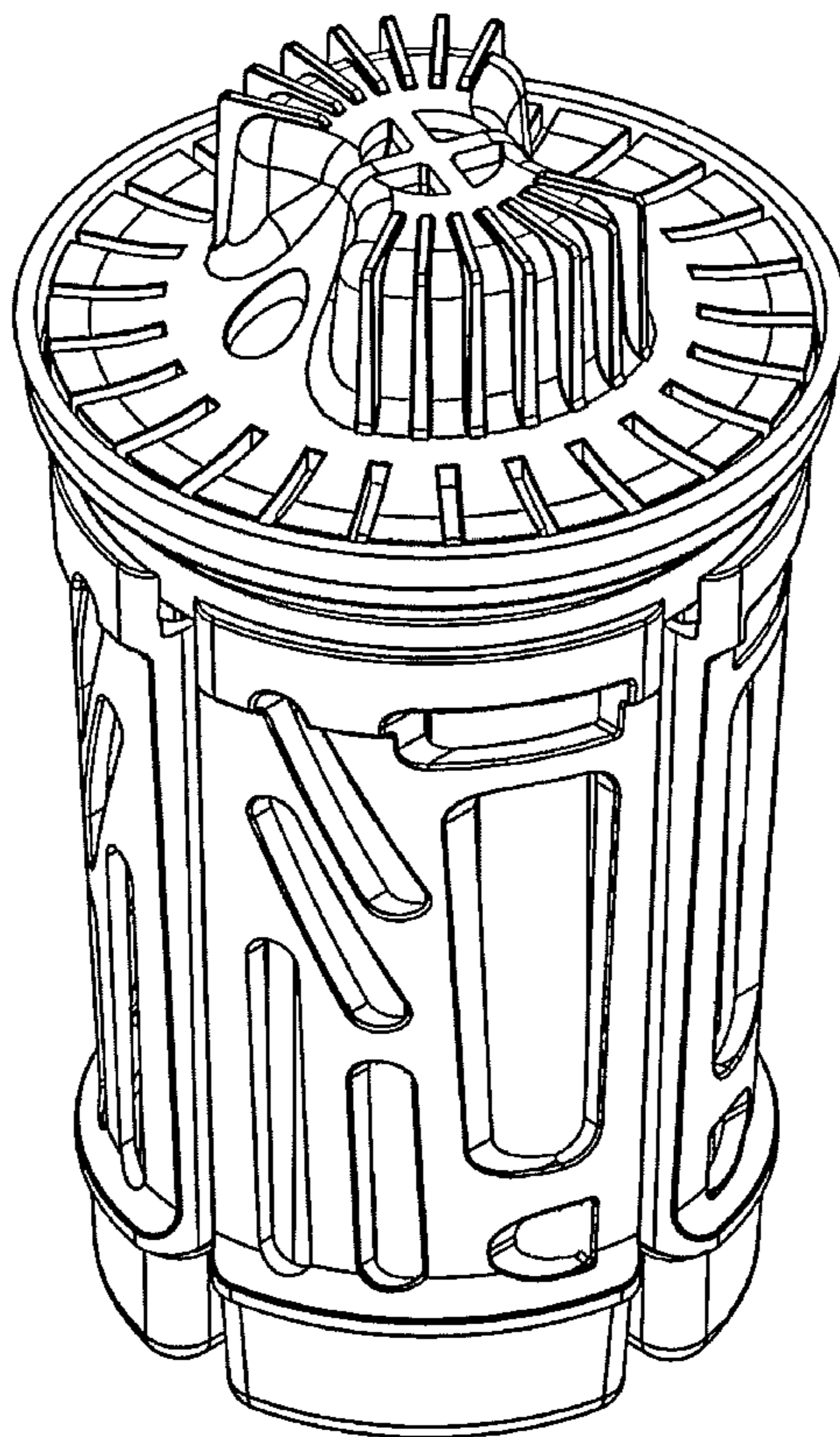


FIG. 1

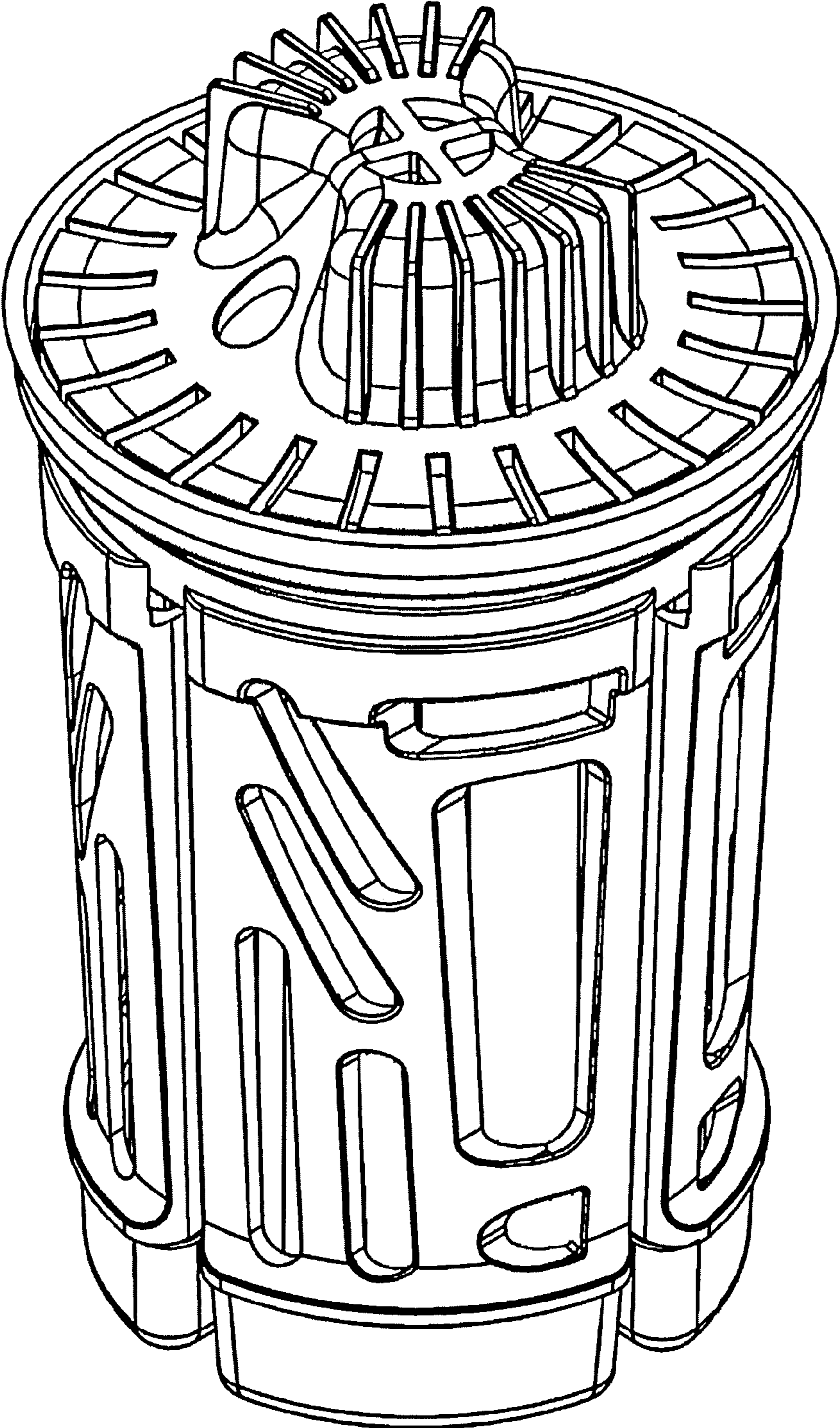


FIG. 2

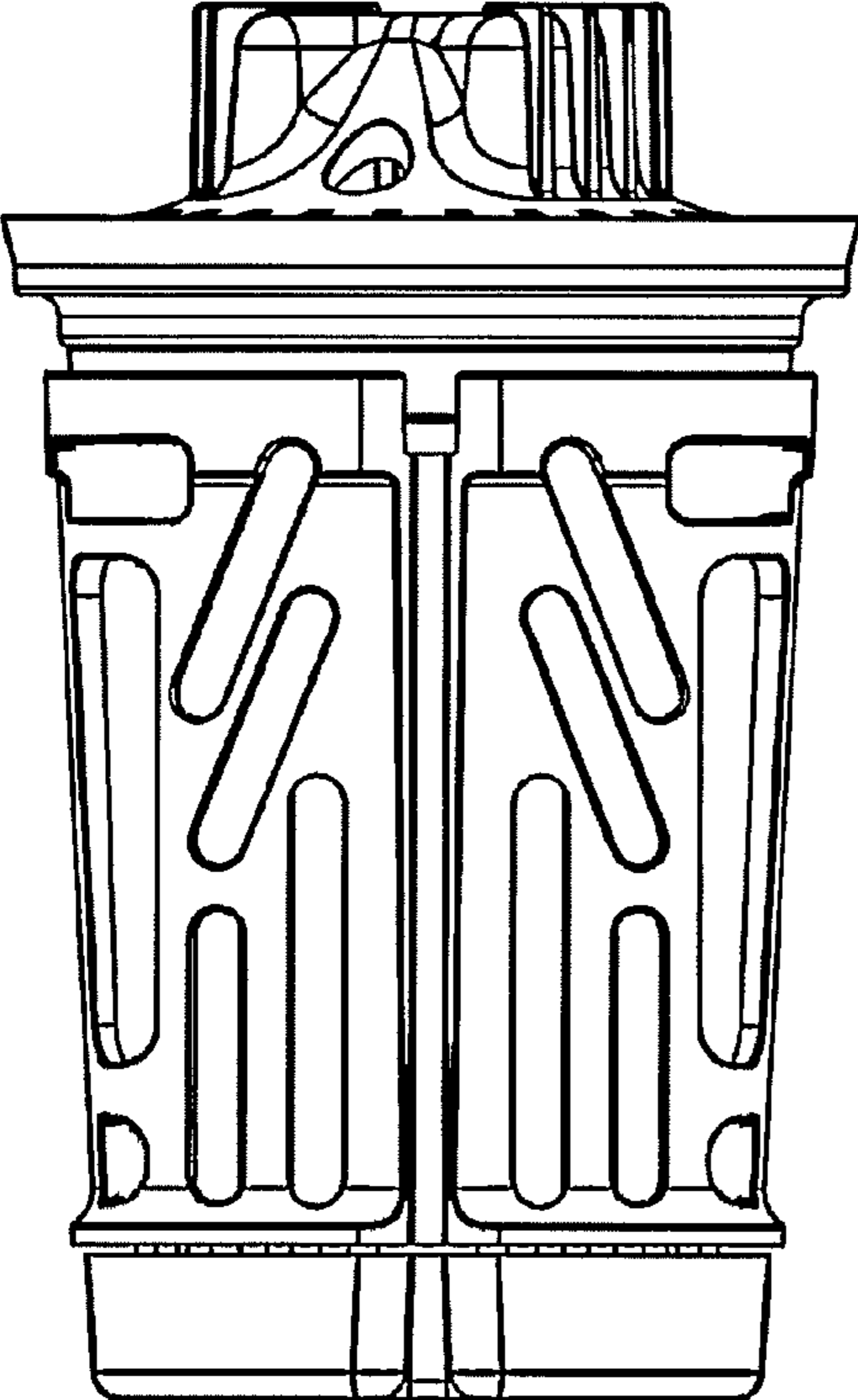


FIG. 3

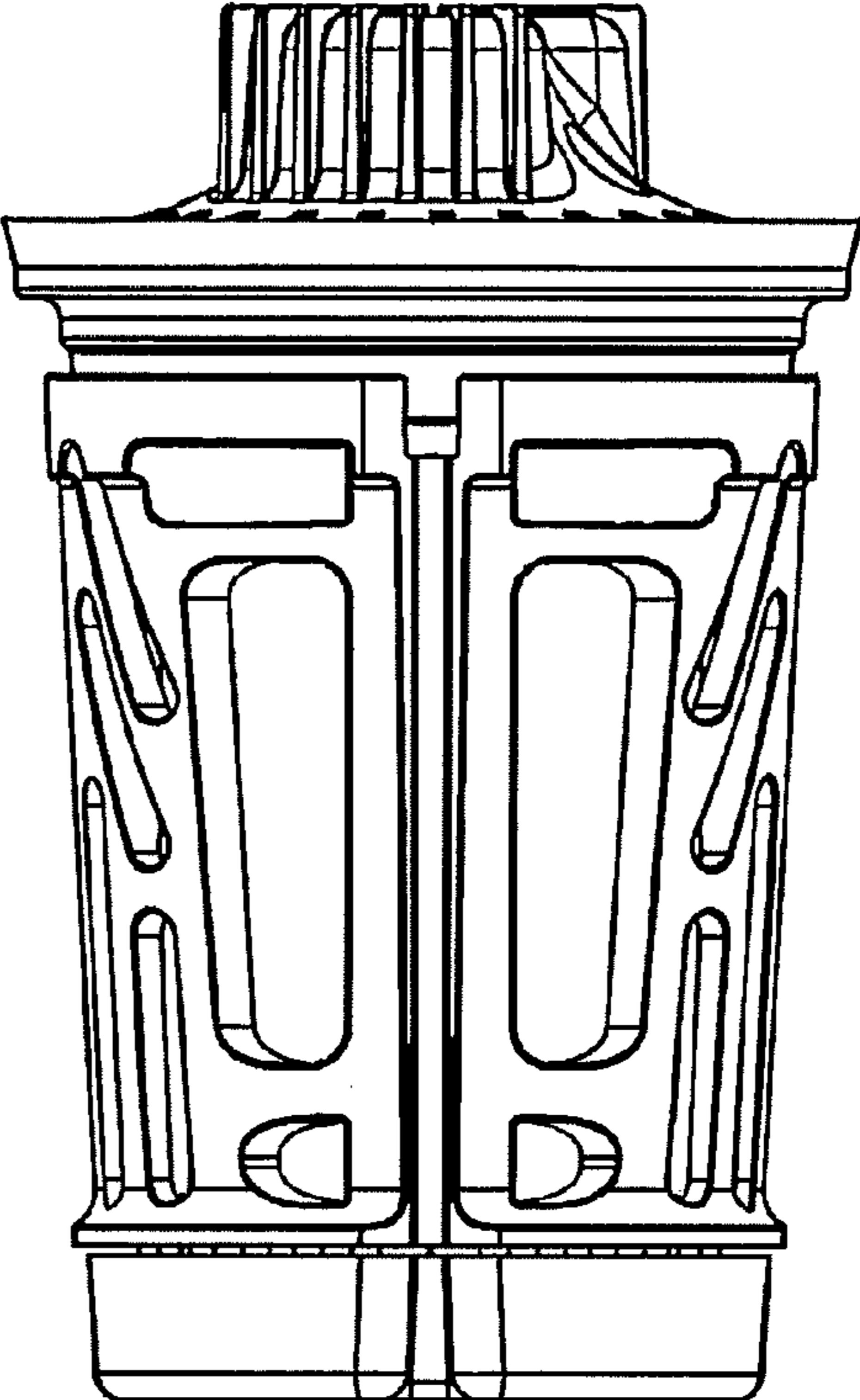


FIG. 4




FIG. 5

