



US00D717896S

(12) **United States Design Patent**
Lewis

(10) **Patent No.:** **US D717,896 S**

(45) **Date of Patent:** **** Nov. 18, 2014**

(54) **SKI POLE HANDLE**

(71) Applicant: **Charles Lewis**, Lakeside, MT (US)

(72) Inventor: **Charles Lewis**, Lakeside, MT (US)

(**) Term: **14 Years**

(21) Appl. No.: **29/454,316**

(22) Filed: **May 8, 2013**

(51) **LOC (10) Cl.** **21-01**

(52) **U.S. Cl.**

CPC **A63B 69/18** (2013.01)

USPC **D21/775**

(58) **Field of Classification Search**

CPC A63C 11/222

USPC D21/771, 775; D3/7, 12, 16, 5, 6;

280/819-824; 16/430, 421; 135/76

See application file for complete search history.

(56) **References Cited**

U.S. PATENT DOCUMENTS

3,879,048 A * 4/1975 Penney 280/821

3,992,021 A * 11/1976 Tobin 280/821

4,391,456 A * 7/1983 Moor 280/821

5,165,301 A * 11/1992 Jeshurun et al. 74/551.1

D340,496 S * 10/1993 Brewer D21/775

D340,497 S * 10/1993 Brewer D21/775

5,322,286 A * 6/1994 Frost 473/568

6,502,862 B1 * 1/2003 Lenhart 280/821

D620,216 S * 7/2010 Libman et al. D32/52

D650,530 S * 12/2011 Padin D29/117.1

* cited by examiner

Primary Examiner — Zenia Bennett

(74) *Attorney, Agent, or Firm* — QuickPatents; Kevin Prince

(57) **CLAIM**

I claim the ornamental design for a ski pole handle, as shown and described.

DESCRIPTION

FIG. 1 is a perspective view of a ski pole handle, showing my new design;

FIG. 2 is a rear elevational view thereof;

FIG. 3 is a front elevational view thereof;

FIG. 4 is a right-side elevational view thereof;

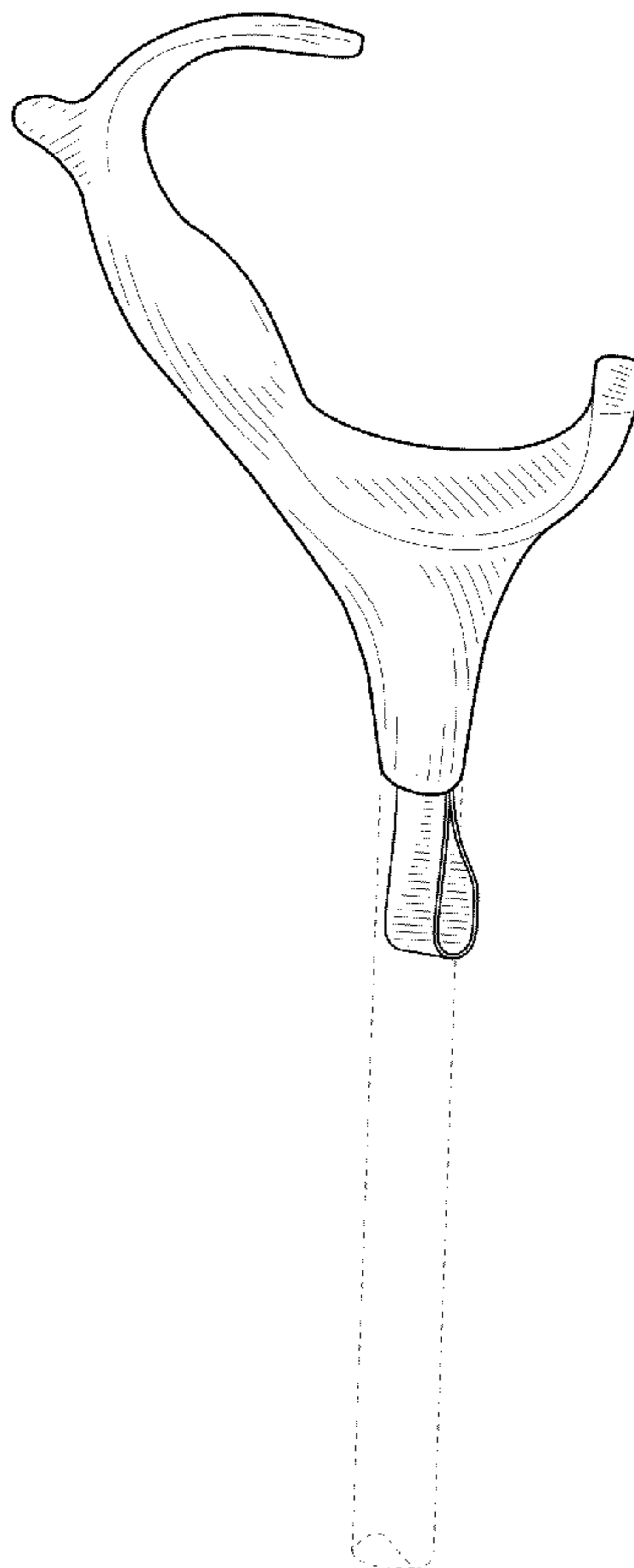
FIG. 5 is a left-side elevational view thereof;

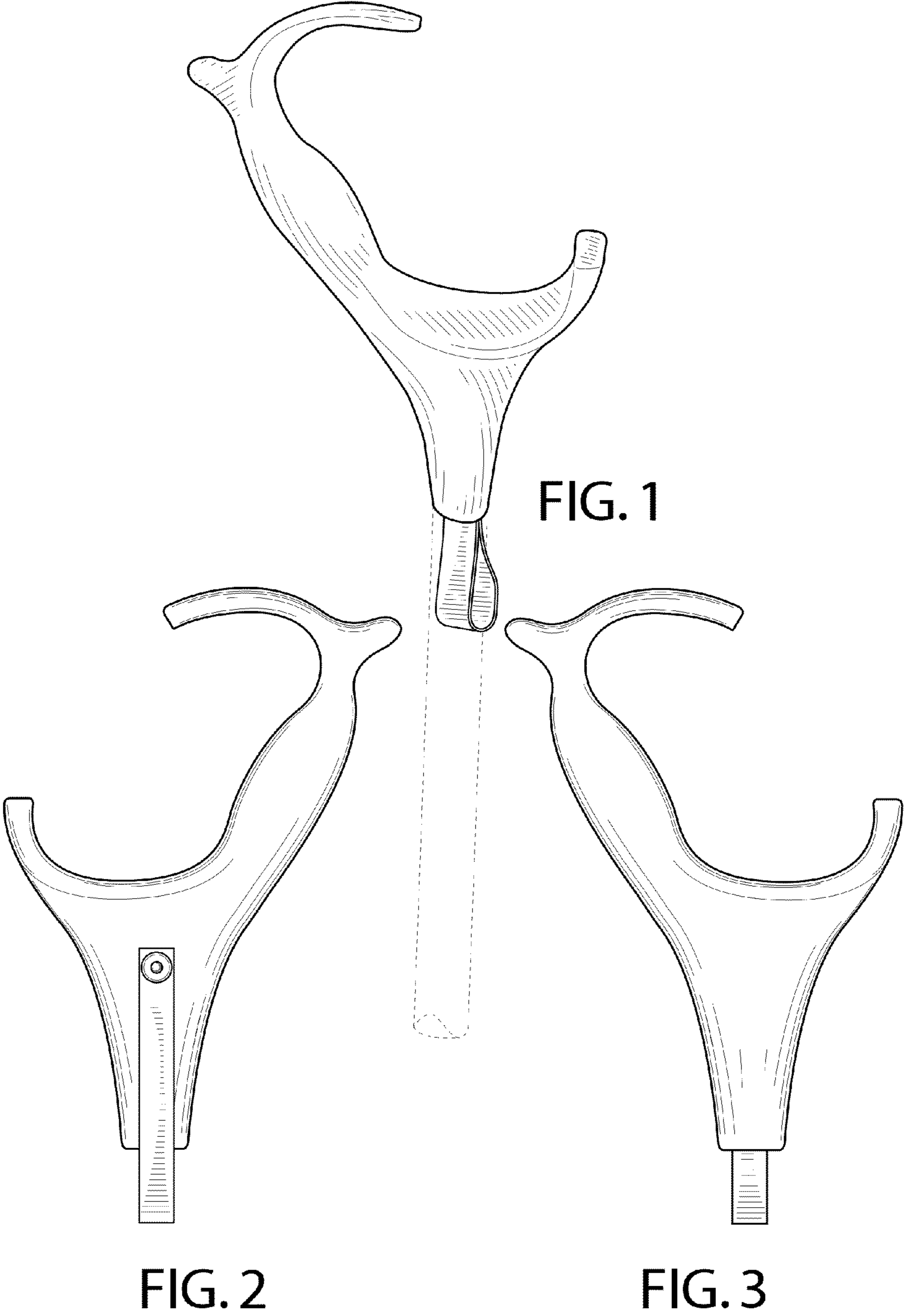
FIG. 6 is a top plan view thereof; and,

FIG. 7 is a bottom plan view thereof.

The broken lines showing a ski pole in FIG. 1 depict environmental matter and form no part of the claimed design.

1 Claim, 2 Drawing Sheets





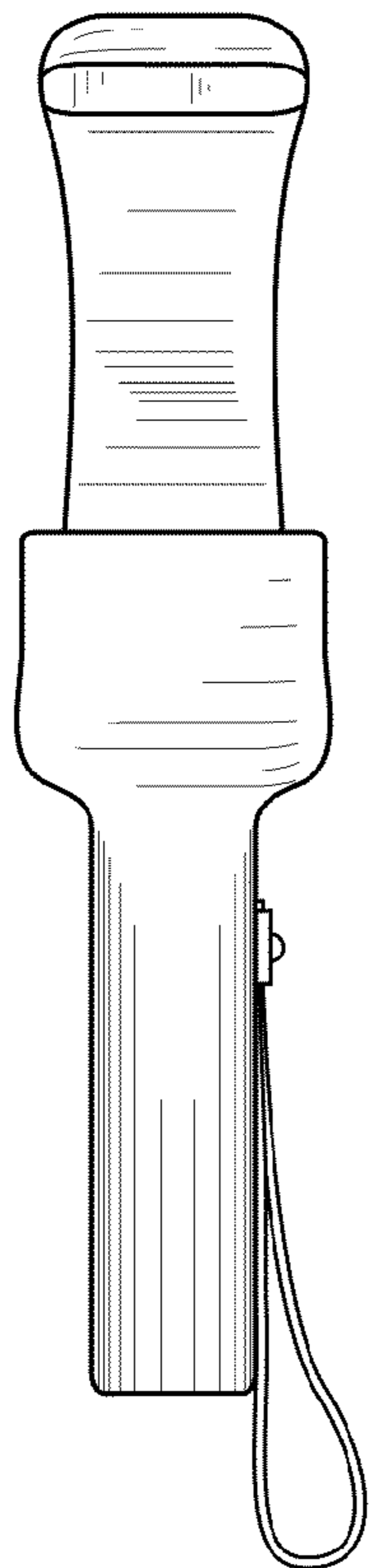


FIG. 4

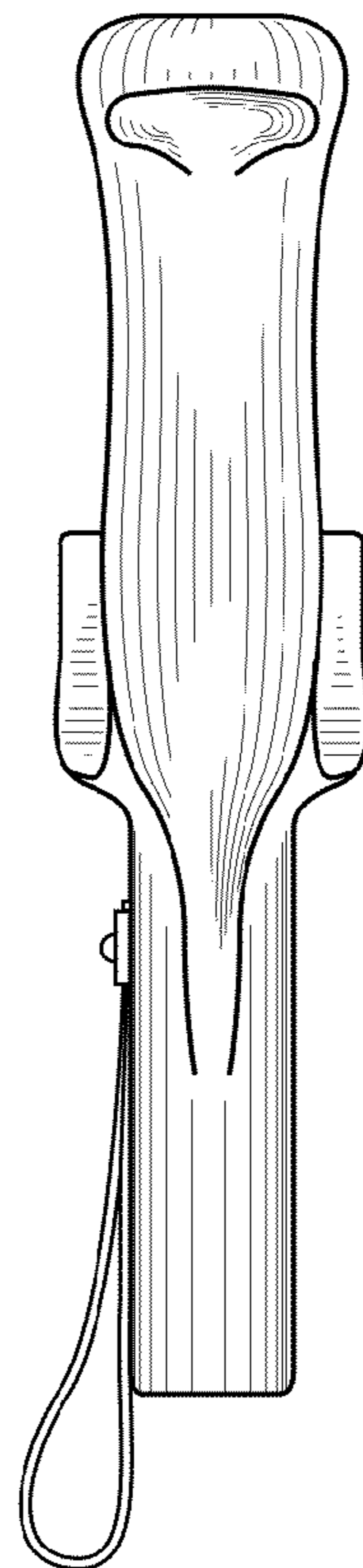


FIG. 5




FIG. 6

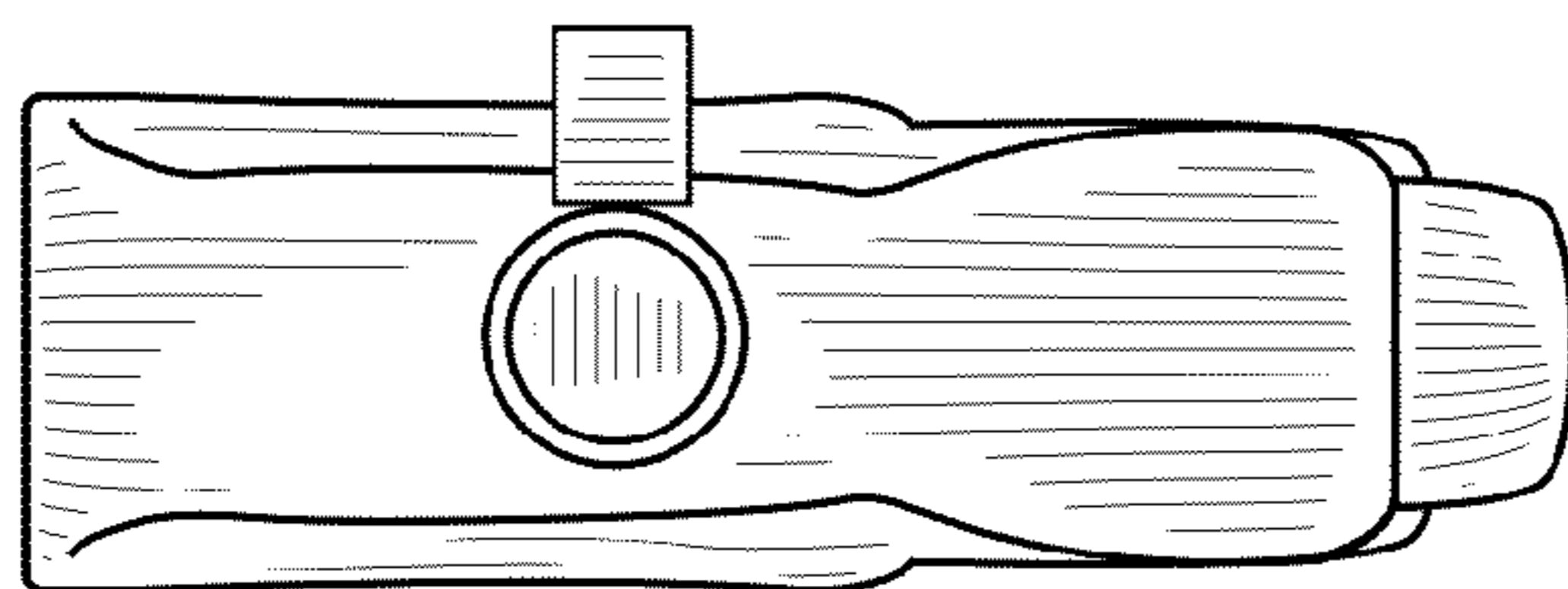


FIG. 7