



US00D717892S

(12) **United States Design Patent**
Chen

(10) **Patent No.:** **US D717,892 S**

(45) **Date of Patent:** **** Nov. 18, 2014**

(54) **HAND SHAPED CATCHING PAD**

(71) Applicant: **Shaoyun Chen**, Shantou (CN)

(72) Inventor: **Shaoyun Chen**, Shantou (CN)

(**) Term: **14 Years**

(21) Appl. No.: **29/462,956**

(22) Filed: **Aug. 10, 2013**

(51) **LOC (10) Cl.** **21-02**

(52) **U.S. Cl.**
USPC **D21/732**

(58) **Field of Classification Search**
USPC D21/722, 729, 731, 732; 473/518, 458;
D29/113-115
See application file for complete search history.

(56) **References Cited**

U.S. PATENT DOCUMENTS

4,208,051	A *	6/1980	Robertson	473/458
4,516,774	A *	5/1985	Nankivell	473/518
4,874,168	A *	10/1989	Wright	473/458
D314,599	S *	2/1991	Birmingham	D21/732

D321,030	S *	10/1991	Hessling et al.	D21/732
D360,920	S *	8/1995	Lessard	D21/731
D381,129	S *	7/1997	Lawrence	D29/115
D383,180	S *	9/1997	Briggs	D21/732

* cited by examiner

Primary Examiner — Mitchell Siegel

(74) *Attorney, Agent, or Firm* — LoMoete & Associates, P.C.


(57) **CLAIM**

The ornamental design for a hand shaped catching pad, as shown and described.

DESCRIPTION

FIG. 1 is a front perspective view of a hand shaped catching pad;
FIG. 2 is a rear perspective view thereof;
FIG. 3 is a front view thereof;
FIG. 4 is a rear view thereof;
FIG. 5 is a right side view thereof;
FIG. 6 is a left side view thereof;
FIG. 7 is a top view thereof; and,
FIG. 8 is a bottom view thereof.

1 Claim, 6 Drawing Sheets






FIG. 1

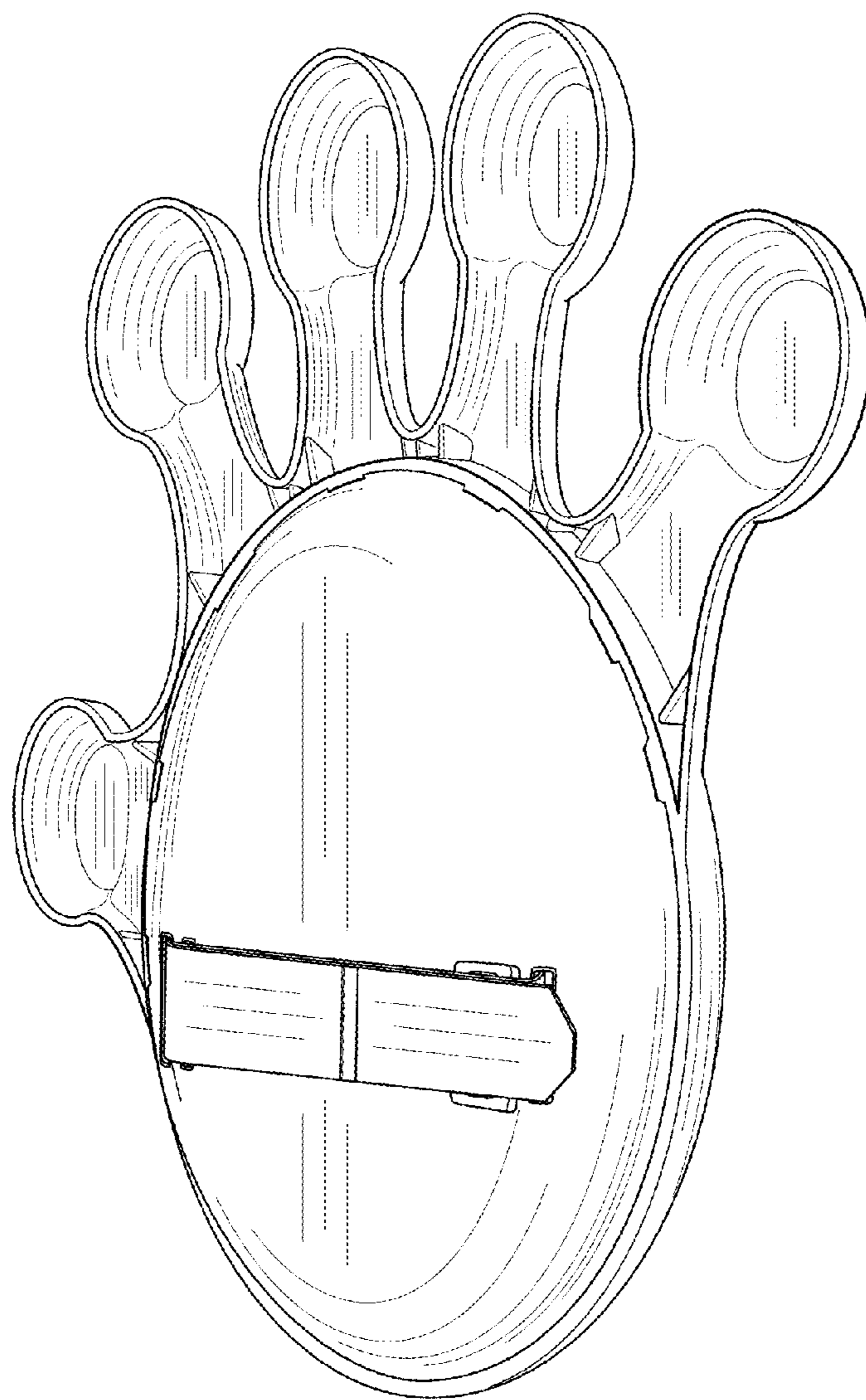


FIG. 2

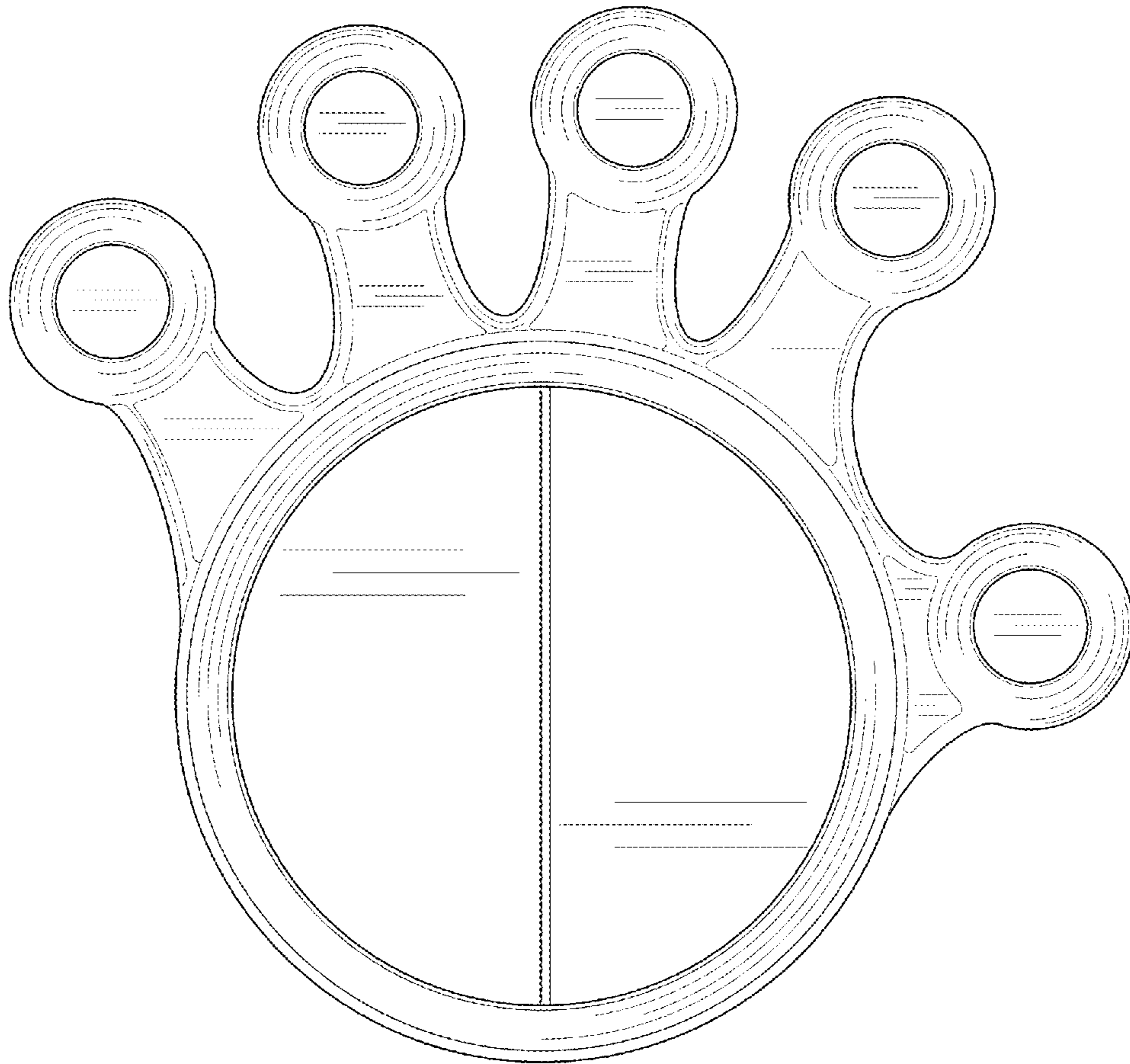


FIG. 3

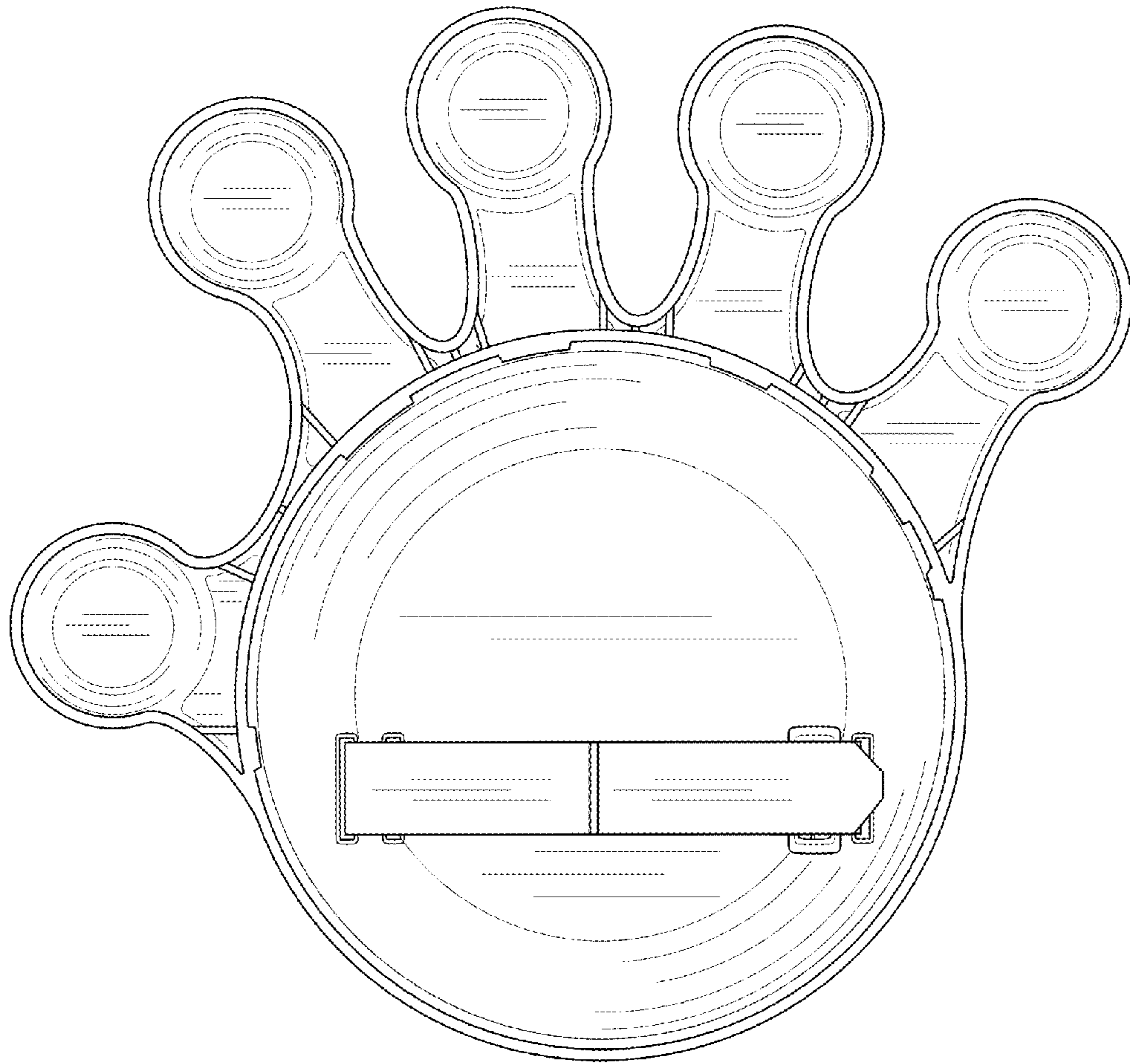


FIG. 4

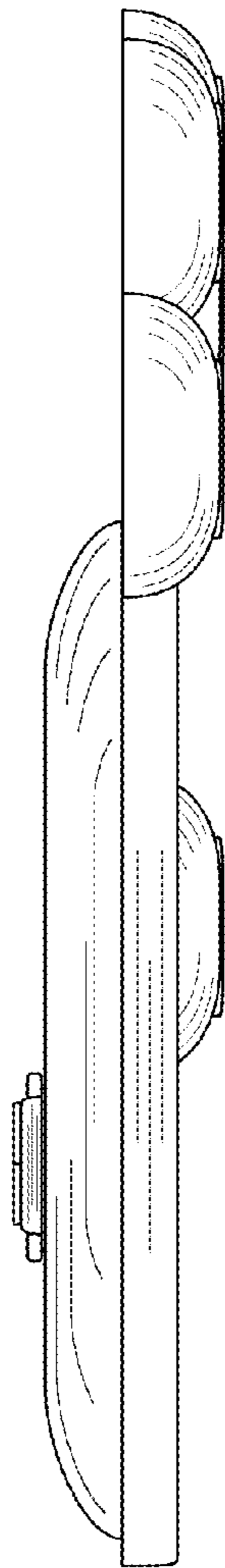


FIG. 5

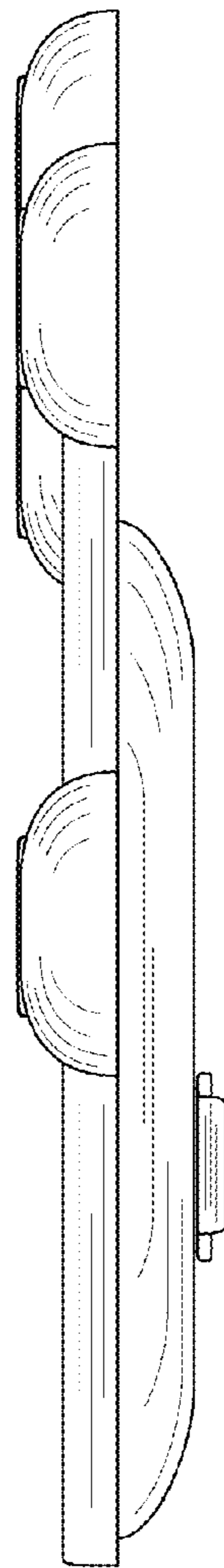


FIG. 6

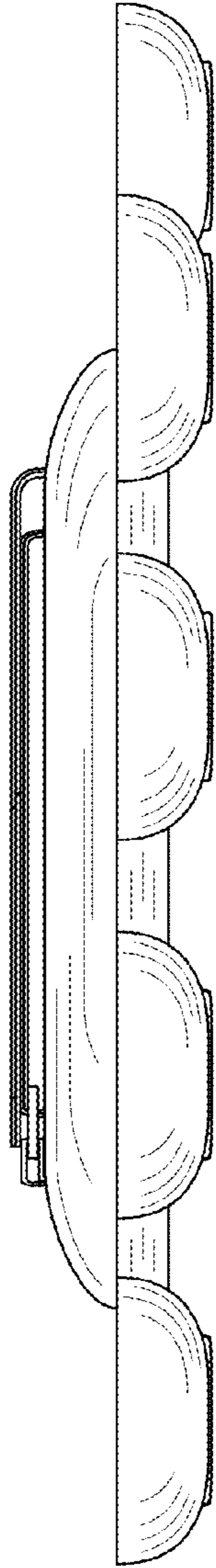


FIG. 7

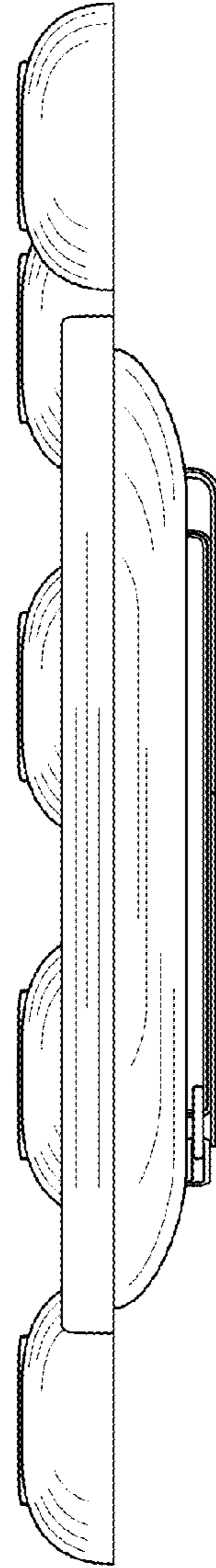


FIG. 8