



US00D717874S

(12) **United States Design Patent**
Barinaga et al.

(10) **Patent No.:** **US D717,874 S**

(45) **Date of Patent:** **** Nov. 18, 2014**

(54) **GAME CONSOLE**

(56) **References Cited**

(71) Applicant: **Valve Corporation**, Bellevue, WA (US)

U.S. PATENT DOCUMENTS

(72) Inventors: **Louis Barinaga**, Snohomish, WA (US);
Gregory Coomer, Seattle, WA (US);
Claire Gottschalk, Bellevue, WA (US);
Eric Hope, Duvall, WA (US); **Quentin Smith**, Seattle, WA (US)

5,914,707	A *	6/1999	Kono	345/173
6,908,387	B2 *	6/2005	Hedrick et al.	463/31
6,930,600	B1 *	8/2005	Hsieh	340/539.1
6,941,181	B1 *	9/2005	Mathurin	700/94
7,098,582	B2 *	8/2006	Kim	313/402
D647,918	S *	11/2011	Ledbetter et al.	D14/496
D680,174	S *	4/2013	Mercier et al.	D21/333
D700,246	S *	2/2014	Jacobs et al.	D21/332
D705,869	S *	5/2014	Jacobs et al.	D21/332
D709,133	S *	7/2014	Jacobs et al.	D21/332
D709,134	S *	7/2014	Dallmeyer et al.	D21/332
D709,959	S *	7/2014	Jacobs et al.	D21/332

(73) Assignee: **Valve Corporation**, Bellevue, WA (US)

(**) Term: **14 Years**

* cited by examiner

(21) Appl. No.: **29/471,473**

Primary Examiner — Prabhakar Deshmukh

(22) Filed: **Oct. 31, 2013**

(74) *Attorney, Agent, or Firm* — Barcelo, Harrison & Walker, LLP

(51) **LOC (10) Cl.** **21-01**

(52) **U.S. Cl.**
USPC **D21/332**

(57) **CLAIM**

The ornamental design for a game console, as shown and described.

(58) **Field of Classification Search**

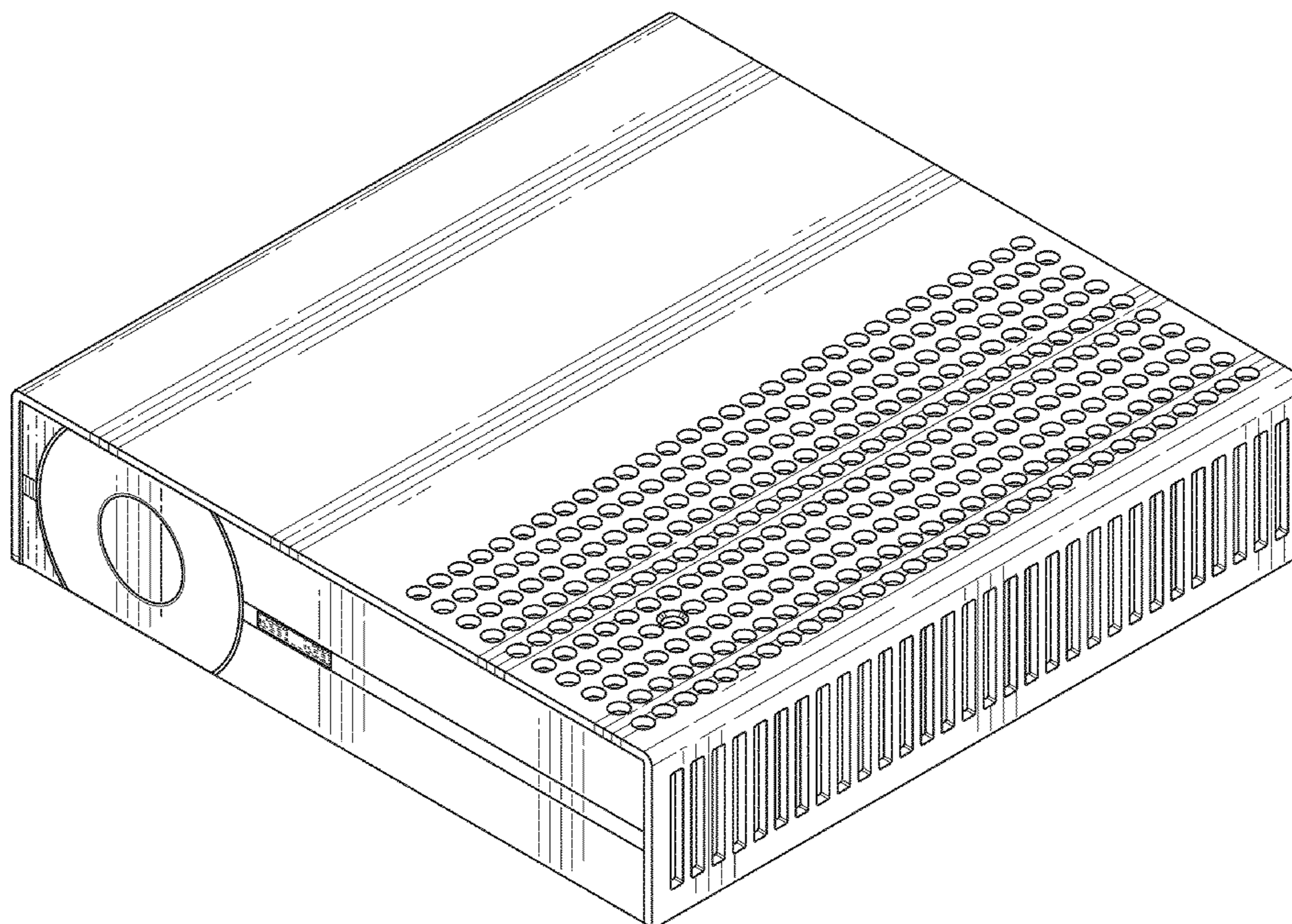
CPC A63F 9/00; A63F 9/24; A63F 11/00;
A63F 13/00; H04J 1/08; H04J 15/00; H04J
14/02; H04J 2203/0025
USPC D14/496, 401, 435, 474, 483, 217, 137,
D14/138, 160, 168, 356, 203.1–203.8, 507;
345/156, 169, 173–179, 905;
715/727–729, 864; 710/1, 5, 8; 713/1,
713/600; 455/1.1, 1.7, 73, 344–347, 93, 95,
455/3.01–3.06, 550.1, 573.1; 370/342–344;
369/1, 2, 6–12; 463/43–47, 29–35;
273/148 B; D21/324–333

DESCRIPTION

FIG. 1 is a perspective view of a game console showing our new design;
FIG. 2 is front elevation thereof;
FIG. 3 is rear elevation thereof;
FIG. 4 is a left side elevation thereof;
FIG. 5 is a right side elevation thereof;
FIG. 6 is top plan view thereof; and,
FIG. 7 is a bottom plan view thereof.

See application file for complete search history.

1 Claim, 7 Drawing Sheets



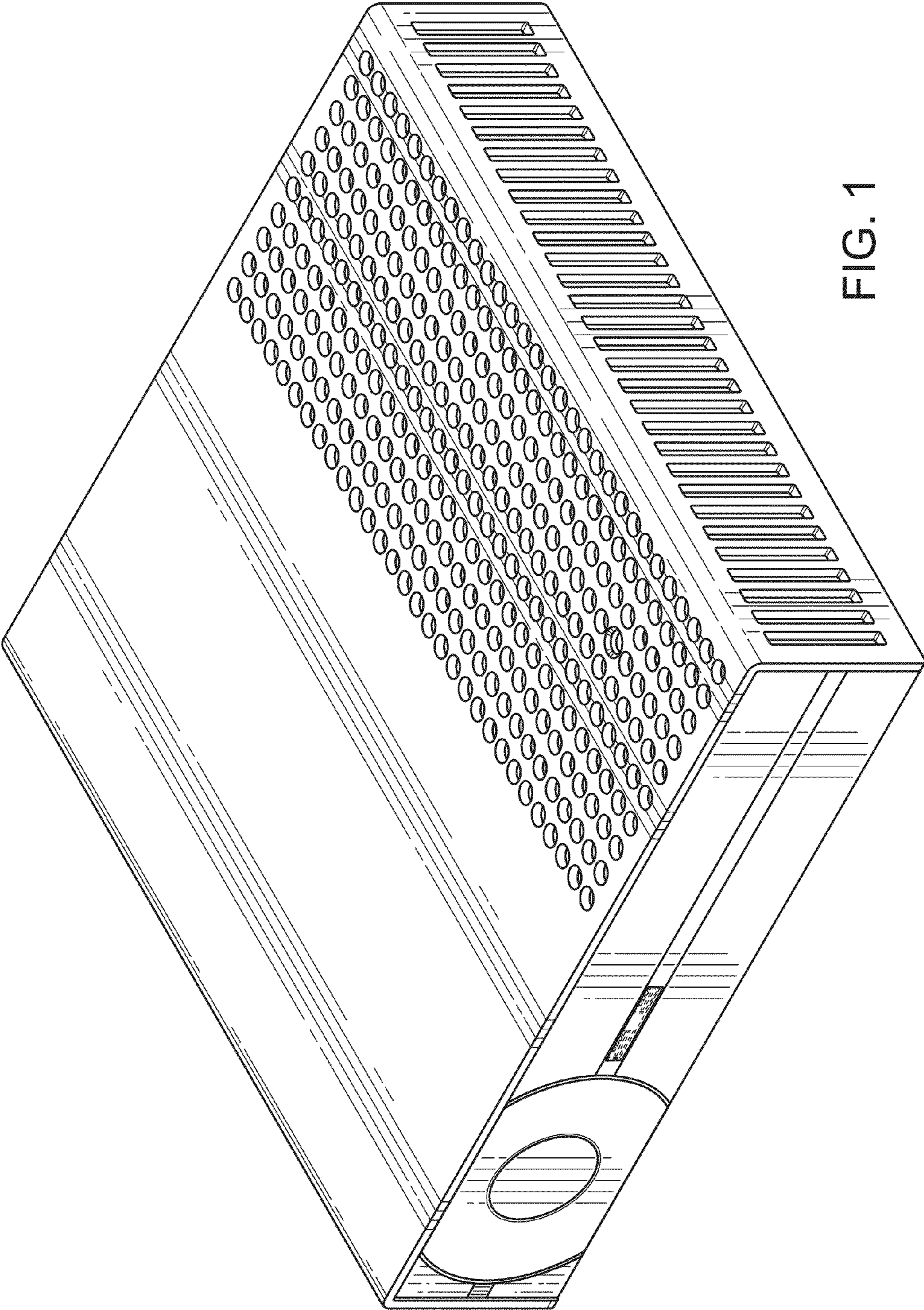


FIG. 1

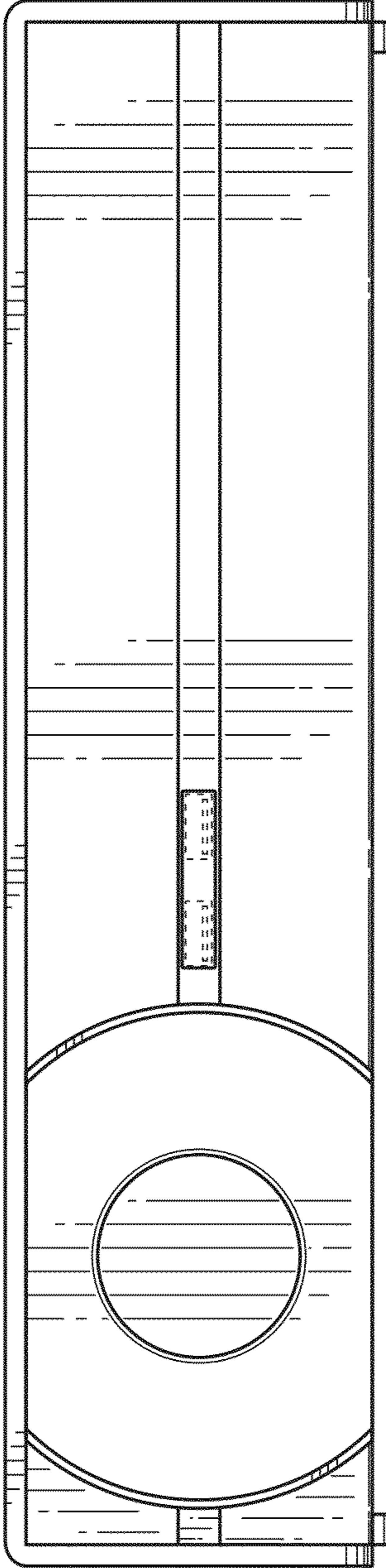


FIG. 2

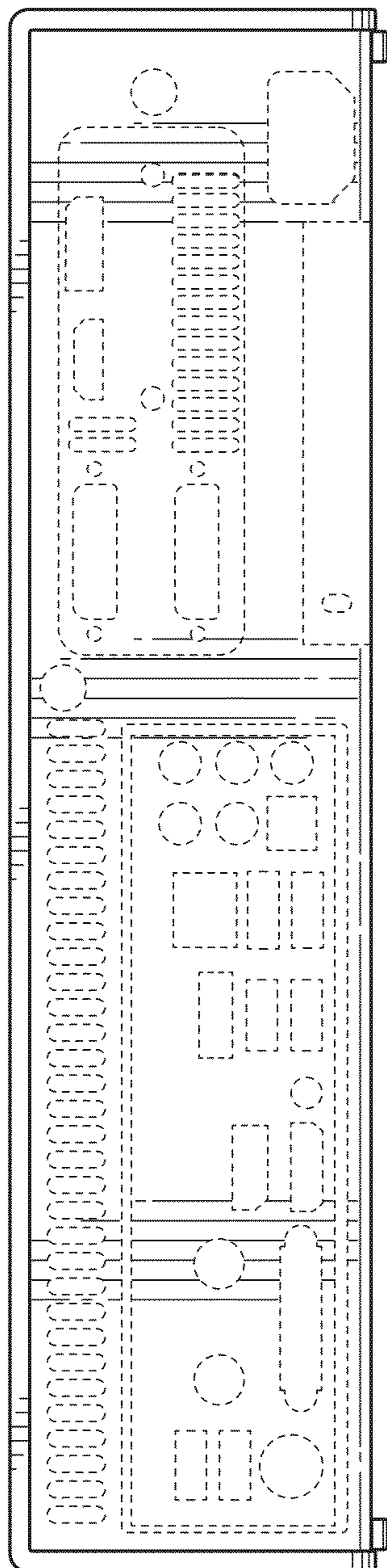


FIG. 3

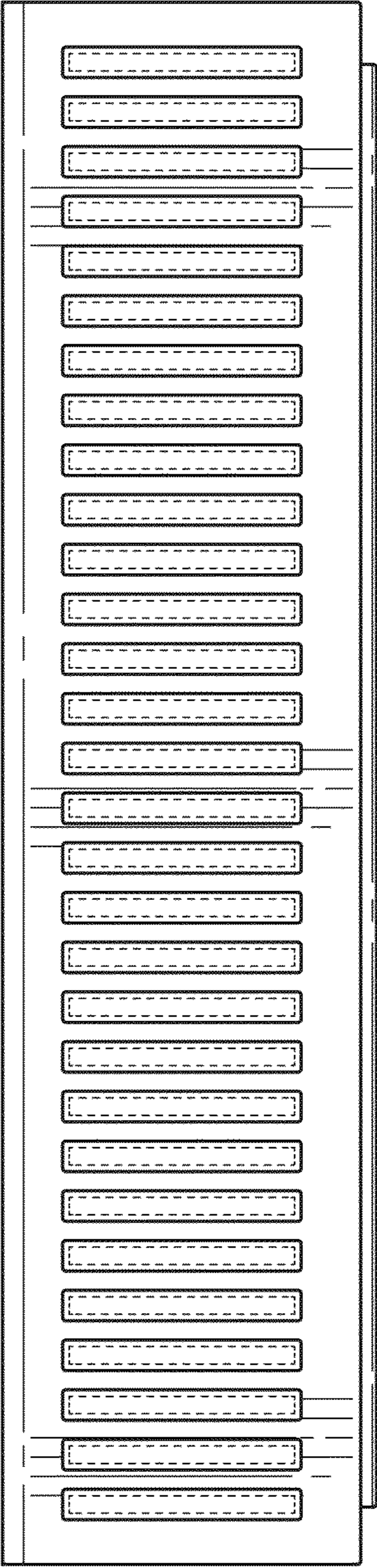


FIG. 4

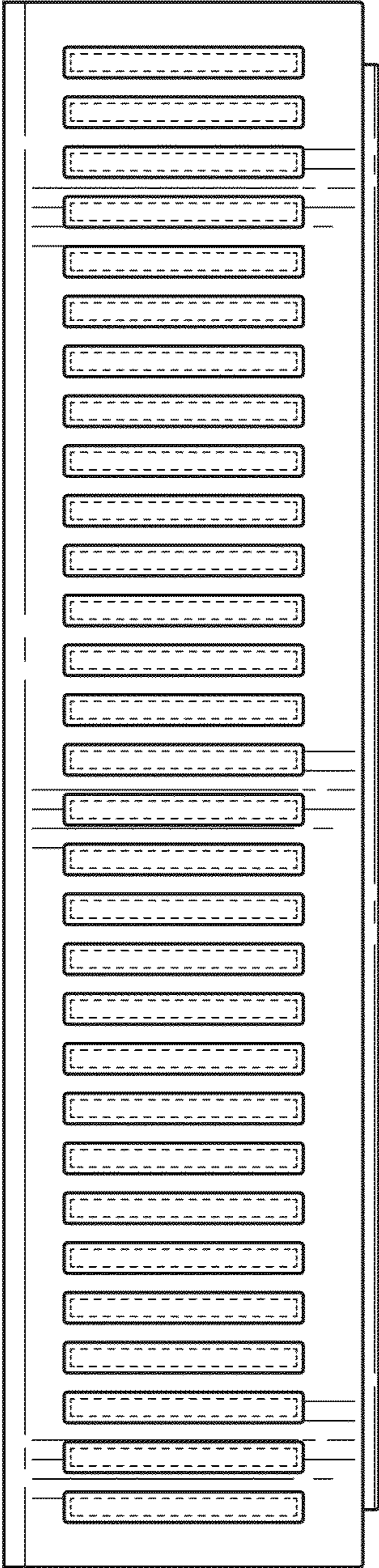


FIG. 5

FIG. 6




FIG. 7

