



US00D717842S

(12) **United States Design Patent**  
**Hoang**

(10) **Patent No.:** **US D717,842 S**  
(45) **Date of Patent:** **\*\* Nov. 18, 2014**

(54) **ABRASIVE ARTICLE HAVING ABRASIVE SEGMENTS WITH SHAPED GULLET WALLS**

4,240,315 A 12/1980 Tuomaala  
4,267,814 A \* 5/1981 Benson et al. .... 125/15  
4,333,371 A 6/1982 Matsuda  
4,705,017 A 11/1987 Lewis

(71) Applicant: **Marc Linh Hoang**, Thionville (FR)

(Continued)

(72) Inventor: **Marc Linh Hoang**, Thionville (FR)

FOREIGN PATENT DOCUMENTS

(73) Assignees: **Saint-Gobain Abrasives, Inc.**,  
Worcester, MA (US); **Saint-Gobain**  
**Abrasifs**, Conflans-Sainte-Honorine  
(FR)

WO 0170471 A1 9/2001

OTHER PUBLICATIONS

(\*\*) Term: **14 Years**

Amazon.com; "Bosch DBSW961 Speedwave 9" Segmented Diamond Blade"; [http://www.amazon.com/Bosch-DBSW961-Speedwave-Segmented-Diamond/dp/B000PI8WMK/ref=sr\\_1\\_1?ie=UTF8&qid=1379346010&sr=8-1&keywords=dbsw961](http://www.amazon.com/Bosch-DBSW961-Speedwave-Segmented-Diamond/dp/B000PI8WMK/ref=sr_1_1?ie=UTF8&qid=1379346010&sr=8-1&keywords=dbsw961), Jul. 2, 2004, 4 pages.

(21) Appl. No.: **29/441,127**

(Continued)

(22) Filed: **Dec. 31, 2012**

(51) **LOC (10) Cl.** ..... **15-09**

(52) **U.S. Cl.**  
USPC ..... **D15/133; D15/139**

(58) **Field of Classification Search**  
USPC ..... D8/61, 64, 66, 70; D15/133, 138, 139,  
D15/140; 7/118, 148; 30/142, 144, 165,  
30/166.3, 272.1, 314, 320, 346, 346.5,  
30/346.55, 346.56, 346.6, 349, 351, 355,  
30/357; 83/676, 835, 837-850

See application file for complete search history.

*Primary Examiner* — Patricia Palasik

(74) *Attorney, Agent, or Firm* — Joseph P. Sullivan; Abel Law Group, LLP

(57) **CLAIM**

The ornamental design for an abrasive article having abrasive segments with shaped gullet walls, as shown and described.

**DESCRIPTION**

FIG. 1 is a front view of an abrasive article having abrasive segments with shaped gullet walls according to the present design;

FIG. 2 is a rear view of FIG. 1;

FIG. 3 is a side view of FIG. 1;

FIG. 4 is a front view of a segment of an abrasive article having abrasive segments with shaped gullet walls FIG. 1;

FIG. 5 is a rear view of FIG. 4;

FIG. 6 is a first side view of FIG. 4;

FIG. 7 is a second side view of FIG. 4;

FIG. 8 is a top view of FIG. 4; and,

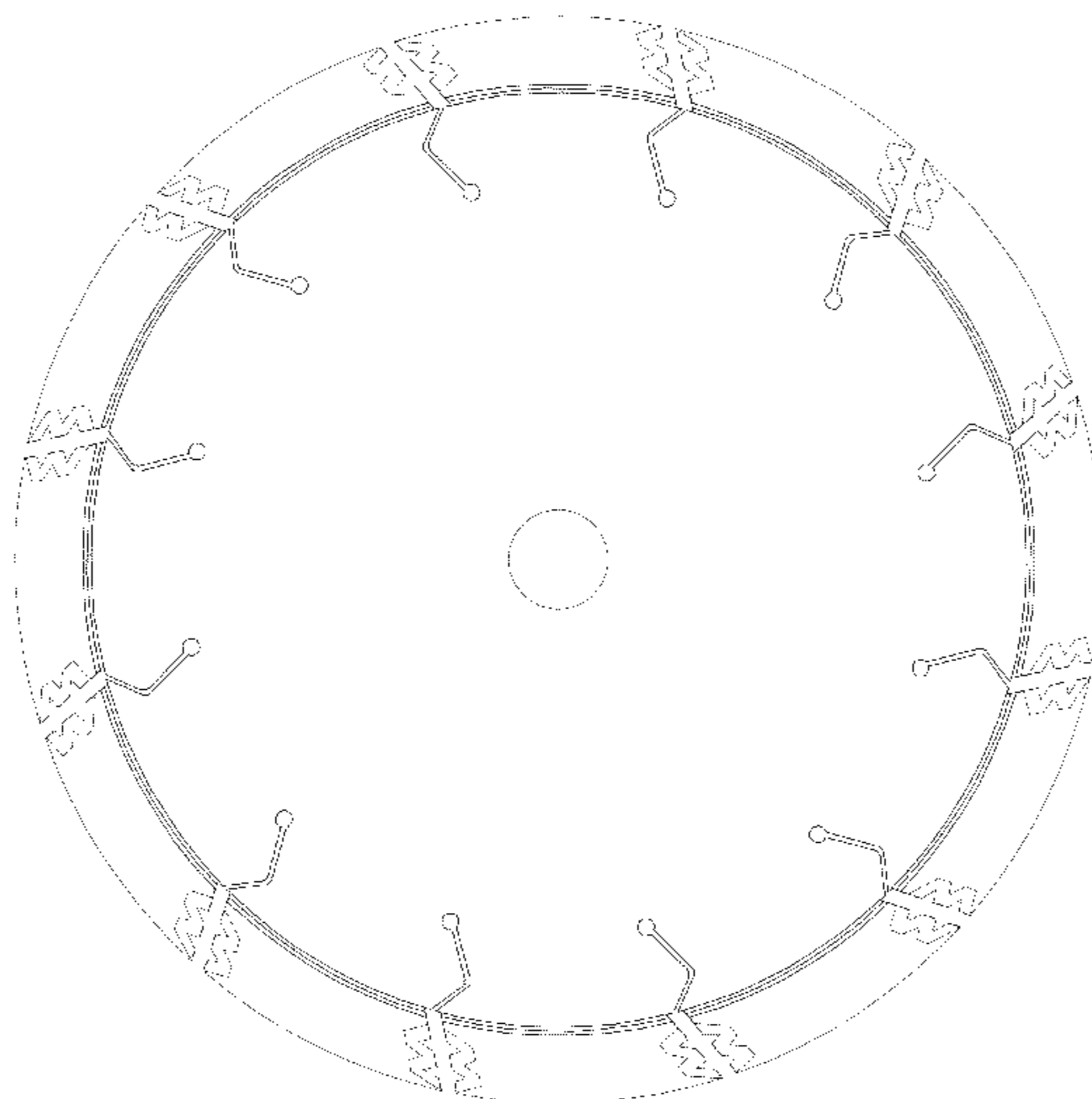
FIG. 9 is a bottom view of FIG. 4.

**1 Claim, 4 Drawing Sheets**

(56) **References Cited**

U.S. PATENT DOCUMENTS

1,711,102 A 4/1929 Sierra, Jr.  
1,723,843 A 8/1929 Chapin  
2,013,943 A 9/1935 Allen  
3,064,399 A 11/1962 Anderson  
3,107,706 A 10/1963 Heinemann  
3,128,755 A \* 4/1964 Benson ..... 125/15  
3,363,617 A 1/1968 Hoerer  
3,563,286 A 2/1971 Strobel et al.  
3,579,928 A 5/1971 Held  
3,700,016 A 10/1972 Strobel  
3,730,038 A 5/1973 Farb  
3,981,216 A 9/1976 Lemmon  
4,135,421 A 1/1979 Bertram et al.



(56)

**References Cited**

U.S. PATENT DOCUMENTS

D293,074 S \* 12/1987 Inoue ..... D8/20  
 4,848,205 A 7/1989 Suzuki et al.  
 4,854,295 A 8/1989 Sakarcan  
 5,054,354 A 10/1991 Kubis  
 D337,713 S 7/1993 Johnston  
 D341,304 S 11/1993 Johnston  
 D345,683 S 4/1994 Johnston  
 5,351,595 A 10/1994 Johnston  
 5,438,900 A 8/1995 Sundstrom  
 5,524,518 A 6/1996 Sundstrom  
 5,555,788 A 9/1996 Gakhar et al.  
 D397,012 S \* 8/1998 Hariu ..... D8/70  
 D401,829 S \* 12/1998 Hariu ..... D8/70  
 5,896,800 A 4/1999 Curtsinger et al.  
 6,065,370 A 5/2000 Curtsinger et al.  
 D447,496 S 9/2001 Lee et al.  
 D458,948 S 6/2002 Chianese et al.  
 6,408,838 B1 6/2002 Ogata et al.  
 D459,740 S 7/2002 Chianese et al.  
 6,878,051 B2 4/2005 Brach

D513,952 S 1/2006 Lee et al.  
 7,240,597 B2 7/2007 Sakai et al.  
 7,946,907 B2 5/2011 Heyen  
 2003/0213483 A1 11/2003 Sakarcan  
 2004/0149114 A1 8/2004 Brach  
 2006/0213495 A1 \* 9/2006 Gaida et al. .... 125/15  
 2009/0199693 A1 8/2009 Heyen

OTHER PUBLICATIONS

Amazon.com; "EDCO 39701 Concrete Walk-Behind Saw 10-Inch Diamond Blade," [http://www.amazon.com/39701-Concrete-Walk-Behind-10-Inch-Diamond/dp/B004K1F604/ref=sr\\_1\\_1?ie=UTF8&qid=1379346082&sr=8-1&keywords=39701](http://www.amazon.com/39701-Concrete-Walk-Behind-10-Inch-Diamond/dp/B004K1F604/ref=sr_1_1?ie=UTF8&qid=1379346082&sr=8-1&keywords=39701), Jan. 21, 2011, 4 pages.  
 Amazon.com; "MK Diamond 162785 MK-304RCK Tiger Tooth 4½-Inch Premium Demolition Blade," [http://www.amazon.com/MK-Diamond-162785-MK-304RCK-Demolition/dp/B000NBDGX4/ref=sr\\_1\\_1?ie=UTF8&qid=1379346164&sr=8-1&keywords=162785](http://www.amazon.com/MK-Diamond-162785-MK-304RCK-Demolition/dp/B000NBDGX4/ref=sr_1_1?ie=UTF8&qid=1379346164&sr=8-1&keywords=162785), Feb. 8, 2006, 5 pages.  
 U.S. Appl. No. 29/441,129, filed Dec. 31, 2012, 4 pages.

\* cited by examiner

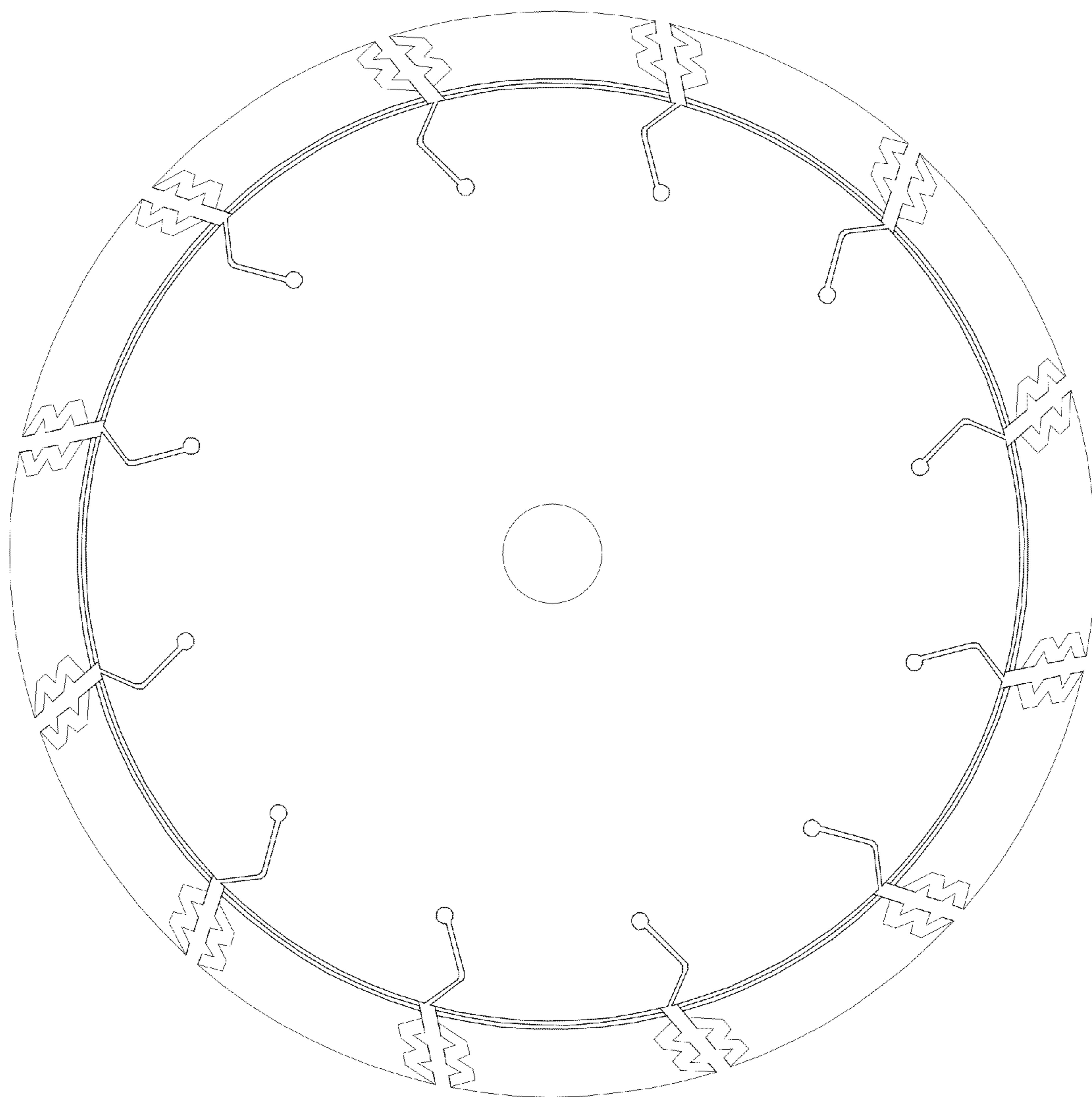


FIG. 1

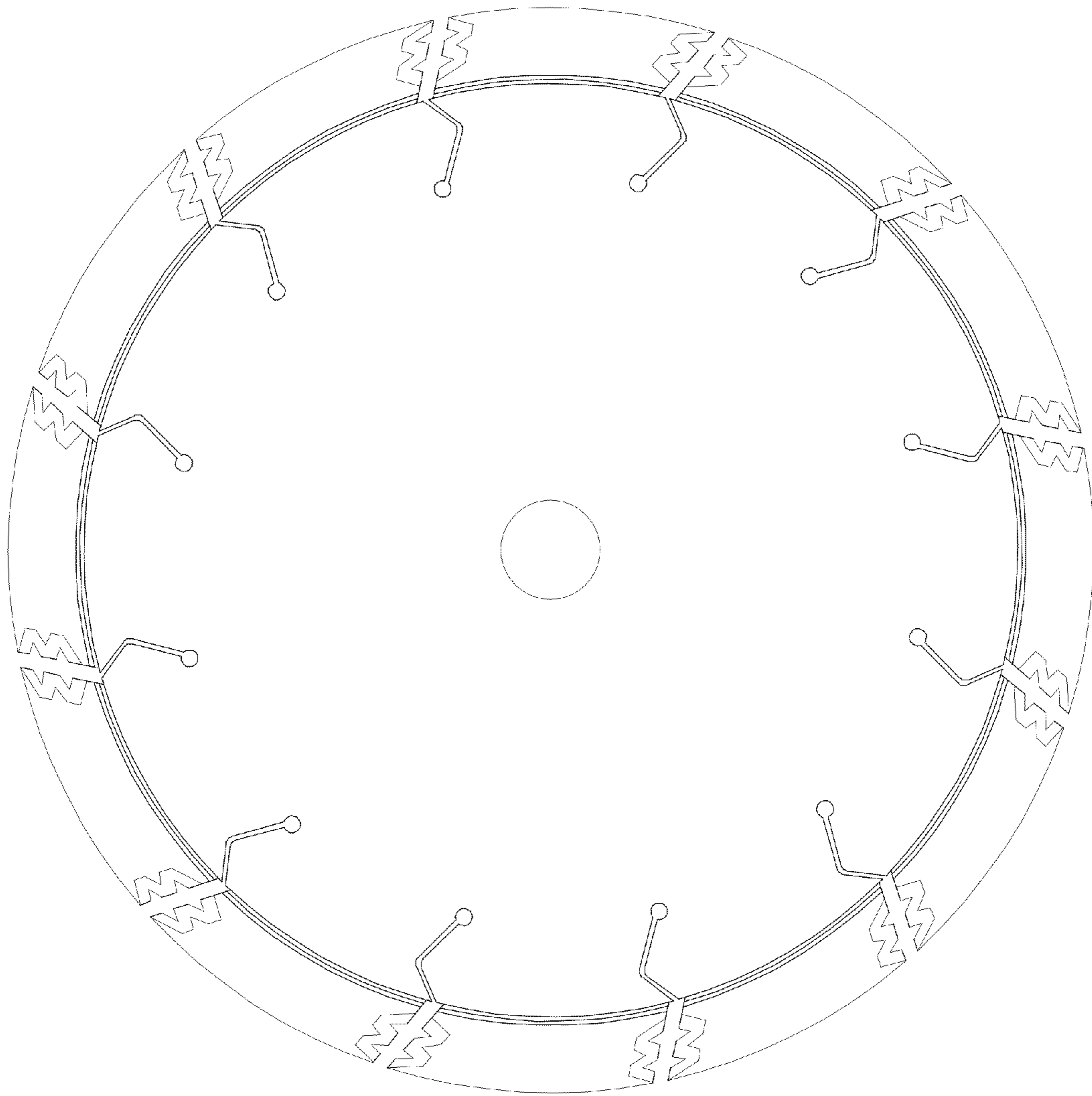



FIG. 2



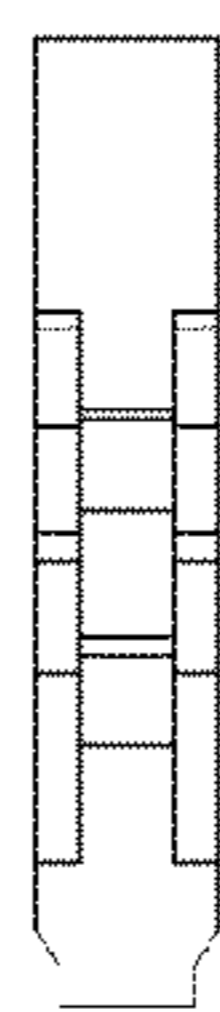
**FIG. 4**



**FIG. 5**



**FIG. 3**




**FIG. 6**



**FIG. 7**



**FIG. 8**



**FIG. 9**

UNITED STATES PATENT AND TRADEMARK OFFICE  
**CERTIFICATE OF CORRECTION**

PATENT NO. : D717,842 S  
APPLICATION NO. : 29/441127  
DATED : November 18, 2014  
INVENTOR(S) : Marc Linh Hoang

Page 1 of 3

It is certified that error appears in the above-identified patent and that said Letters Patent is hereby corrected as shown below:

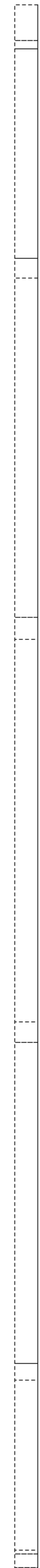
In the Drawings

Please replace FIGS. 4-9 with FIGS. 4-9 as shown on the attached pages.


Signed and Sealed this  
Tenth Day of January, 2017




Michelle K. Lee  
*Director of the United States Patent and Trademark Office*



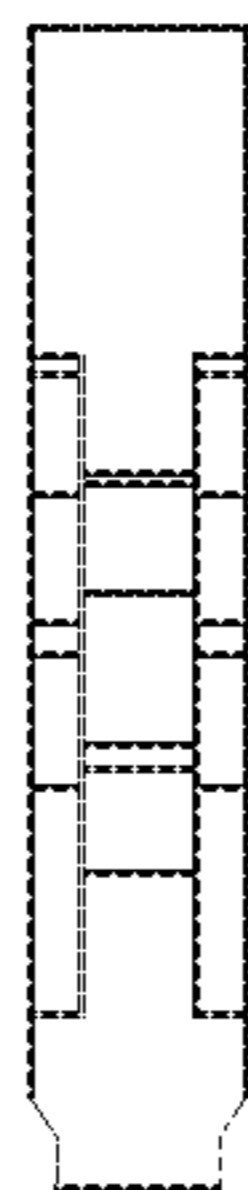
**FIG. 3**



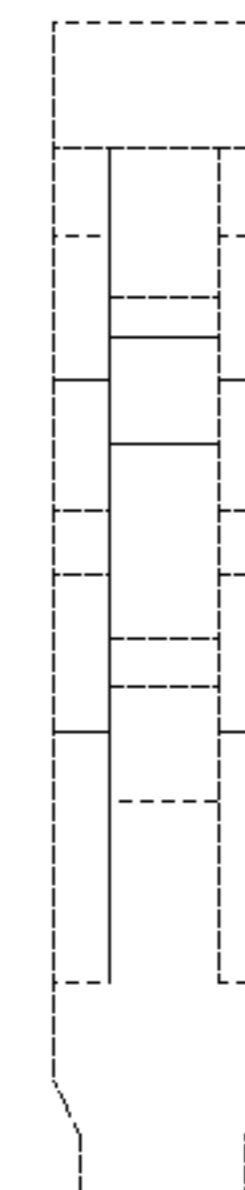
**FIG. 4**



**FIG. 5**




**FIG. 6**



**FIG. 7**





**FIG. 8**



**FIG. 9**