



US00D717825S

(12) **United States Design Patent**  
**Pasquero et al.**

(10) **Patent No.:** **US D717,825 S**  
(45) **Date of Patent:** **\*\* Nov. 18, 2014**

(54) **DISPLAY SCREEN WITH KEYBOARD GRAPHICAL USER INTERFACE**

(75) Inventors: **Jerome Pasquero**, Montreal (CA);  
**Donald Somerset McKenzie**, Waterloo (CA); **Jason Tyler Griffin**, Kitchener (CA); **Alistair Robert Hamilton**, Sammamish, WA (US); **Elaine Lau**, Mississauga (CA)

(73) Assignee: **BlackBerry Limited**, Waterloo, Ontario (CA)

(\*\*) Term: **14 Years**

(21) Appl. No.: **29/430,862**

(22) Filed: **Aug. 30, 2012**

(51) **LOC (10) Cl.** ..... **14-04**

(52) **U.S. Cl.**  
USPC ..... **D14/487**

(58) **Field of Classification Search**  
USPC ..... D14/485–487  
See application file for complete search history.

(56) **References Cited**

**U.S. PATENT DOCUMENTS**

5,873,108	A *	2/1999	Goyal et al.	715/203
6,167,469	A *	12/2000	Safai et al.	710/62
7,098,896	B2 *	8/2006	Kushler et al.	345/168
D640,281	S *	6/2011	Davis et al.	D14/487
7,970,438	B2 *	6/2011	Yoon et al.	455/566
D673,170	S *	12/2012	Davis et al.	D14/487
D684,588	S *	6/2013	Nanda Gilani	D14/486
2006/0026536	A1 *	2/2006	Hotelling et al.	715/863

2011/0041056	A1 *	2/2011	Griffin et al.	715/708
2011/0050628	A1 *	3/2011	Homma et al.	345/174
2012/0162092	A1 *	6/2012	Pasquero et al.	345/173
2012/0198385	A1 *	8/2012	Audet et al.	715/821
2013/0069882	A1 *	3/2013	Ladouceur et al.	345/169
2013/0120267	A1 *	5/2013	Pasquero et al.	345/168
2013/0222249	A1 *	8/2013	Pasquero et al.	345/168
2013/0271385	A1 *	10/2013	Griffin et al.	345/173
2014/0062875	A1 *	3/2014	Rafey et al.	345/158
2014/0136967	A1 *	5/2014	White et al.	715/261
2014/0143698	A1 *	5/2014	Kim et al.	715/768
2014/0157201	A1 *	6/2014	Ronkainen	715/835
2014/0181721	A1 *	6/2014	Buck	715/773

\* cited by examiner

*Primary Examiner* — Karen E Kearney

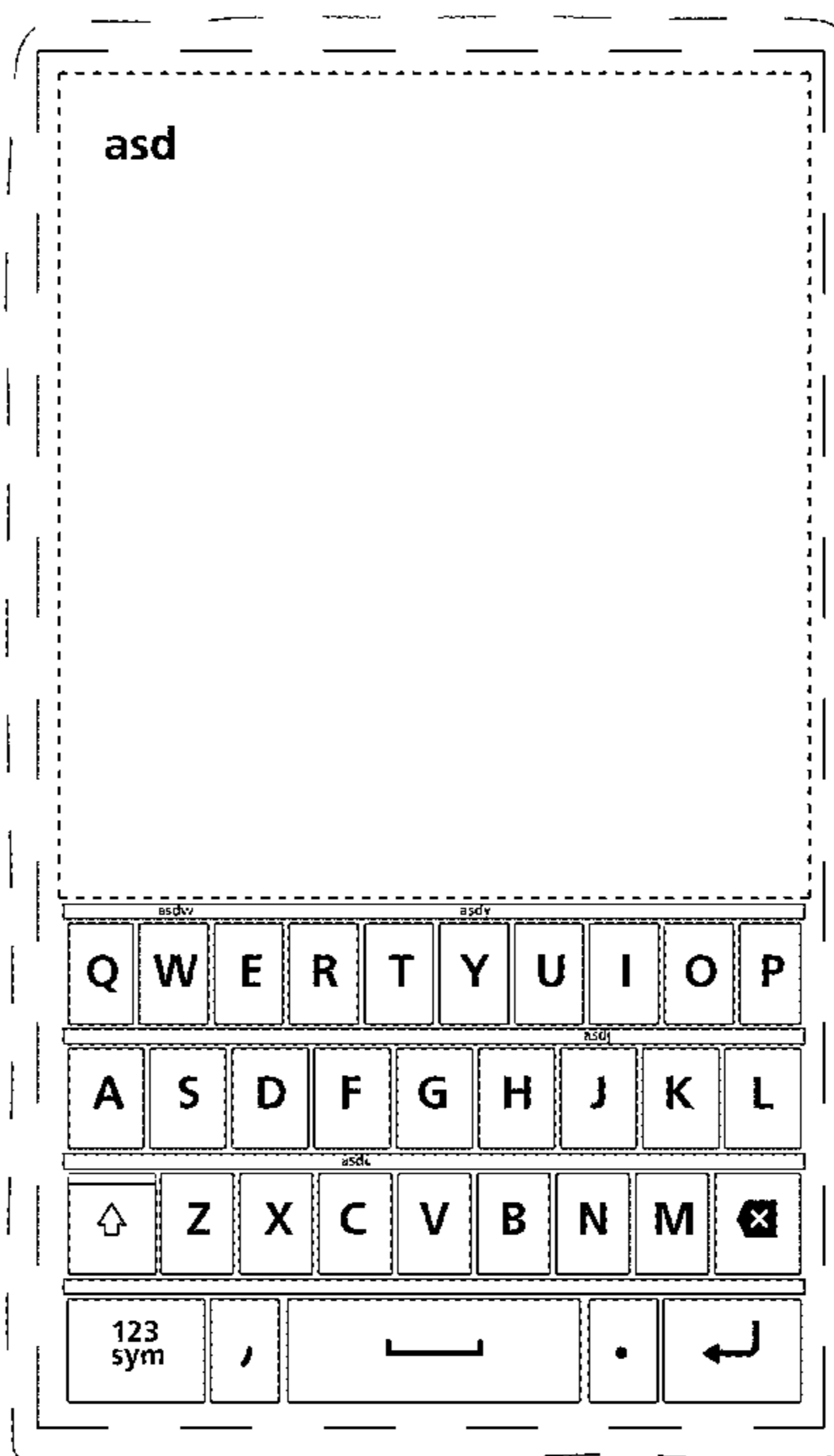
(57) **CLAIM**

We claim the ornamental design for a display screen with keyboard graphical user interface, as shown and described.

**DESCRIPTION**

FIG. 1 is a front view of an embodiment of a display screen with keyboard graphical user interface; and, FIG. 2 is a front view of another embodiment of a display screen with keyboard graphical user interface. The broken line rectangle shown immediately above the keyboard illustrates a portion of the graphical user interface which forms no part of the claimed design. The outermost broken line illustrates a portion of the display screen, and the broken line rectangle within the outermost broken line represents the bounds of the claimed design. Neither the outermost broken line nor the broken line rectangle boundary there-within form part of the claimed design.

**1 Claim, 2 Drawing Sheets**






FIG. 1




FIG. 2