



US00D717817S

(12) **United States Design Patent**
Yu et al.

(10) **Patent No.:** **US D717,817 S**

(45) **Date of Patent:** **** Nov. 18, 2014**

(54) **DISPLAY SCREEN OR PORTION THEREOF WITH TRANSITIONAL GRAPHICAL USER INTERFACE**

(75) Inventors: **Seock-Hyun Yu**, Seoul (KR);
Dong-Hwan Bae, Seoul (KR);
Hyung-Jung Kim, Seoul (KR); **Ho Kim**, Seoul (KR)

(73) Assignee: **Samsung Electronics Co., Ltd.**,
Suwon-si (KR)

(**) Term: **14 Years**

(21) Appl. No.: **29/421,329**

(22) Filed: **Jul. 6, 2012**

(30) **Foreign Application Priority Data**

Jan. 6, 2012 (KR) 30-2012-0000932

(51) **LOC (10) CL.** **14-04**

(52) **U.S. CL.**
USPC **D14/486**

(58) **Field of Classification Search**
USPC D14/485–488, 490; 715/780, 816–817,
715/825, 977

See application file for complete search history.

(56) **References Cited**

U.S. PATENT DOCUMENTS

5,367,626	A *	11/1994	Morioka et al.	715/837
5,812,124	A *	9/1998	Eick et al.	725/45
5,898,434	A *	4/1999	Small et al.	715/810
D541,293	S *	4/2007	Harvey et al.	D14/488
D588,153	S *	3/2009	Okada	D14/488

(Continued)

Primary Examiner — Karen E Kearney
(74) *Attorney, Agent, or Firm* — NSIP Law

(57) **CLAIM**

The ornamental design for a display screen or portion thereof with transitional graphical user interface, as shown and described.

DESCRIPTION

FIG. 1 is a front view of a first image in a sequence for a display screen or portion thereof with transitional graphical user interface, showing our new design;

FIG. 2 is a front view of a second image thereof;

FIG. 3 is a front view of a third image thereof;

FIG. 4 is a front view of a fourth image thereof;

FIG. 5 is a front view of a fifth image thereof;

FIG. 6 is a front view of a sixth image thereof;

FIG. 7 is a front view of the display screen or portion thereof with transitional graphical user interface of FIG. 1, shown in the context of a device;

FIG. 8 is a front view of the second image thereof;

FIG. 9 is a front view of the third image thereof;

FIG. 10 is a front view of the fourth image thereof;

FIG. 11 is a front view of the fifth image thereof; and,


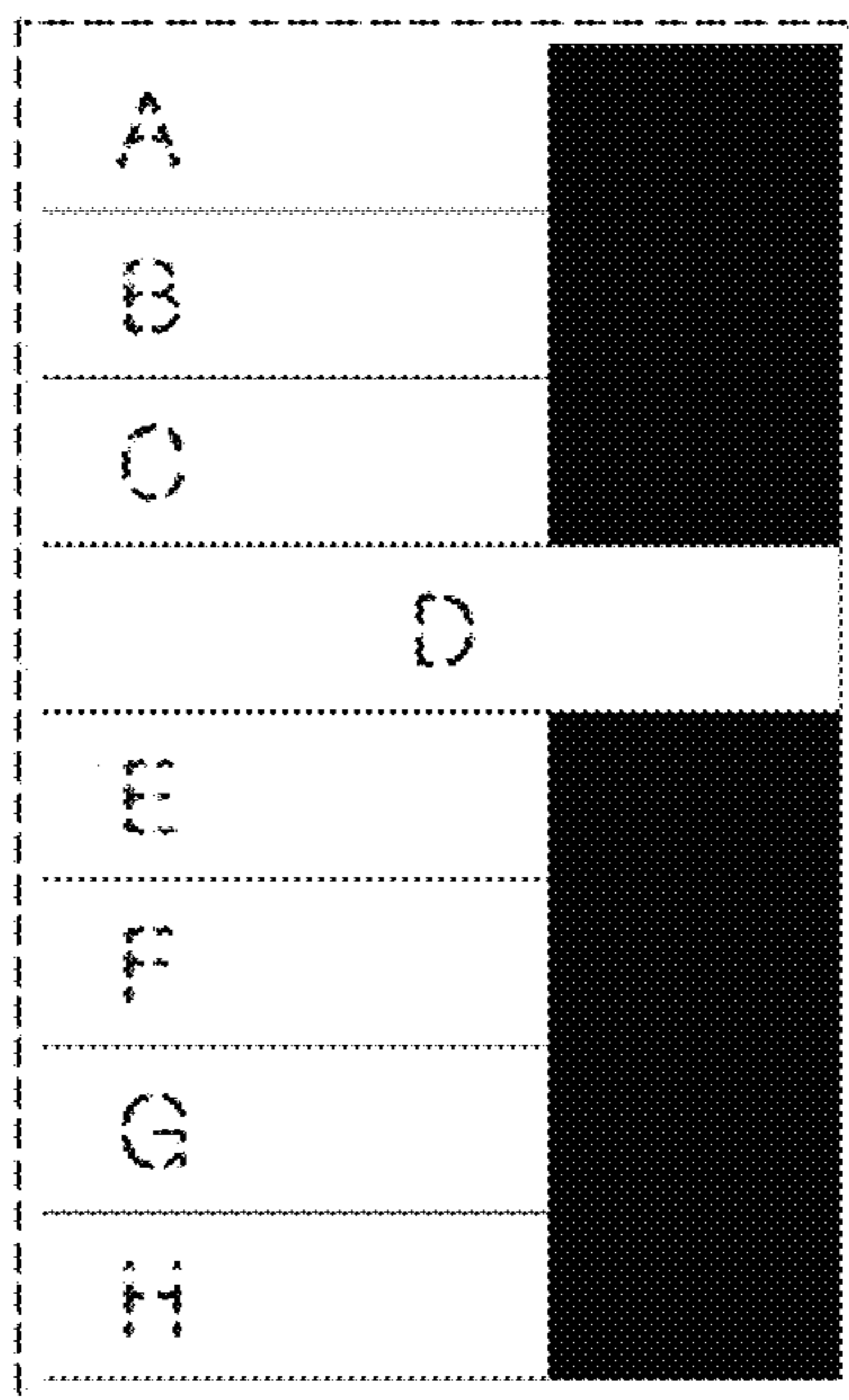
FIG. 12 is a front view of the sixth image thereof.

The appearance of the transitional image sequentially transitions between the images shown in FIGS. 1 through 6 and FIGS. 7 through 12.

The subject matter of this patent includes a process or period in which an image changes into another image. This process or period forms no part of the claimed design.

The broken line showings of the characters in FIGS. 1, 2, 3, 4, 7, 8, 9, and 10 are included for the purpose of illustrating portions of the display screen or portion thereof with transitional graphical user interface and form no part of the claimed design.

1 Claim, 12 Drawing Sheets



(56)

References Cited

U.S. PATENT DOCUMENTS

D595,726	S *	7/2009	Akimoto	D14/485	8,332,748	B1 *	12/2012	Karam	715/246
D599,363	S *	9/2009	Mays	D14/485	8,464,295	B2 *	6/2013	Stallings et al.	725/53
7,703,031	B2 *	4/2010	Nakagawa et al.	715/765	D687,453	S *	8/2013	Jung et al.	D14/486
7,707,514	B2 *	4/2010	Forstall et al.	715/810	2005/0251760	A1 *	11/2005	Sato et al.	715/856
D628,205	S *	11/2010	Lemay	D14/486	2007/0028269	A1 *	2/2007	Nezu et al.	725/52
D631,060	S *	1/2011	Flik et al.	D14/486	2008/0046840	A1 *	2/2008	Melton et al.	715/825
D638,852	S *	5/2011	Skidmore et al.	D14/488	2009/0167692	A1 *	7/2009	Tan et al.	345/168
D641,372	S *	7/2011	Gardner et al.	D14/486	2010/0305970	A1 *	12/2010	McLaren et al.	705/3
D643,438	S *	8/2011	Gardner et al.	D14/486	2011/0083103	A1 *	4/2011	Shim et al.	715/810
8,059,182	B2 *	11/2011	Ota et al.	348/333.02	2011/0252302	A1 *	10/2011	Yalovsky	715/234
8,281,254	B2 *	10/2012	White	715/810	2012/0210275	A1 *	8/2012	Park et al.	715/810
8,281,255	B2 *	10/2012	Kidd	715/845	2012/0260204	A1 *	10/2012	Audet	715/769
						2013/0024776	A1 *	1/2013	Ramirez	715/739
						2013/0159902	A1 *	6/2013	Kwak et al.	715/765
						2013/0227490	A1 *	8/2013	Thorsander et al.	715/841

* cited by examiner

FIG. 1

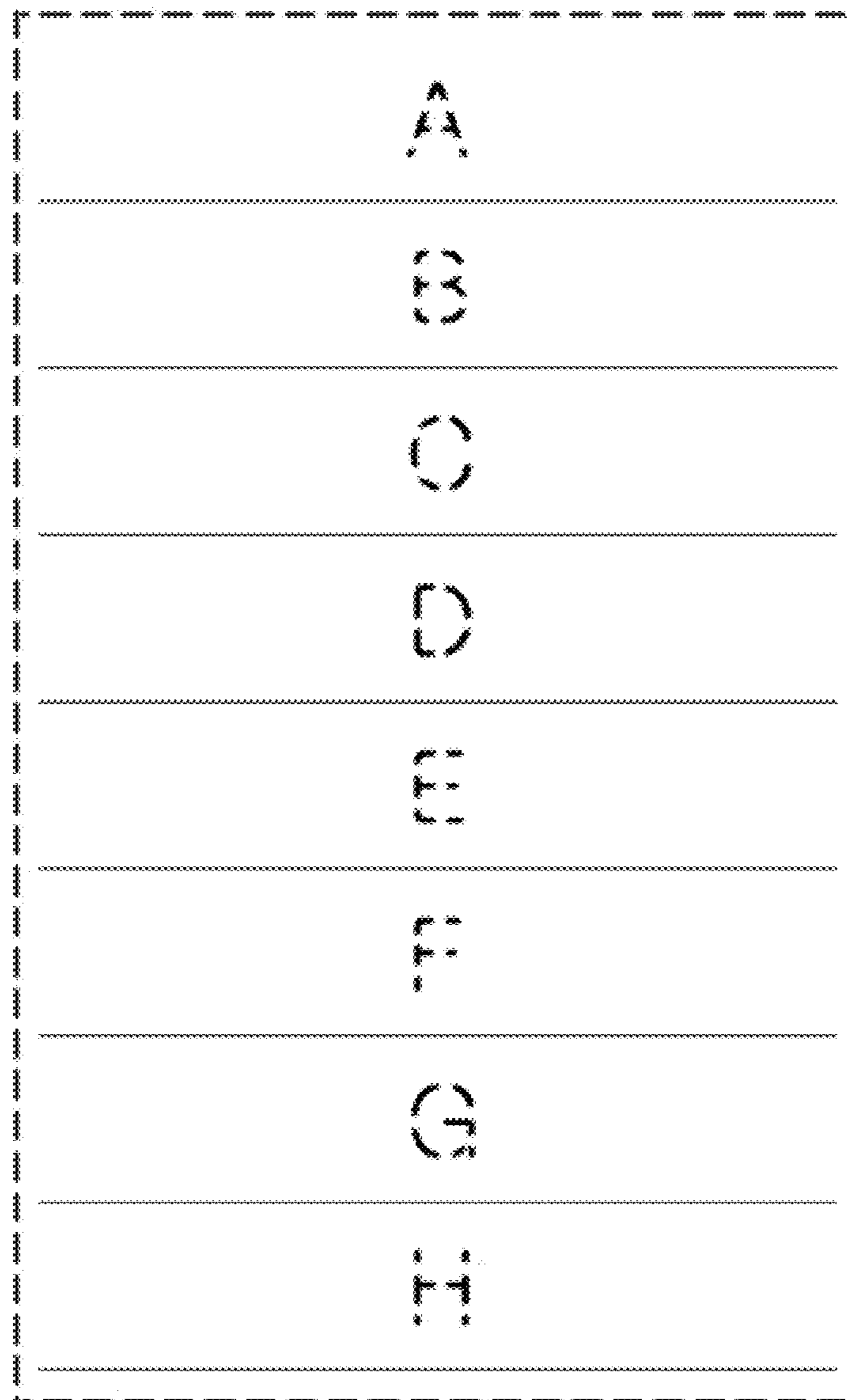


FIG.2

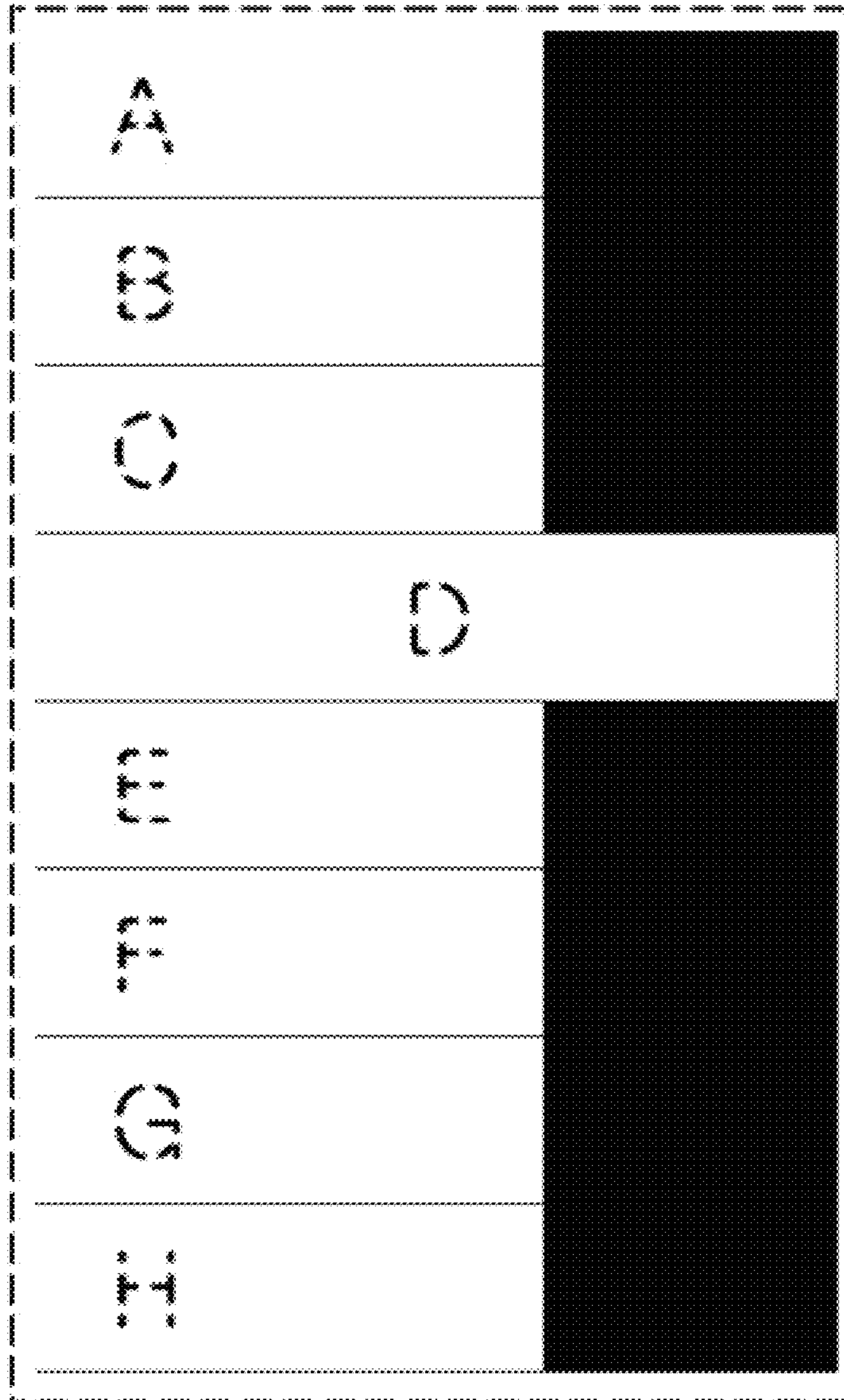


FIG.3

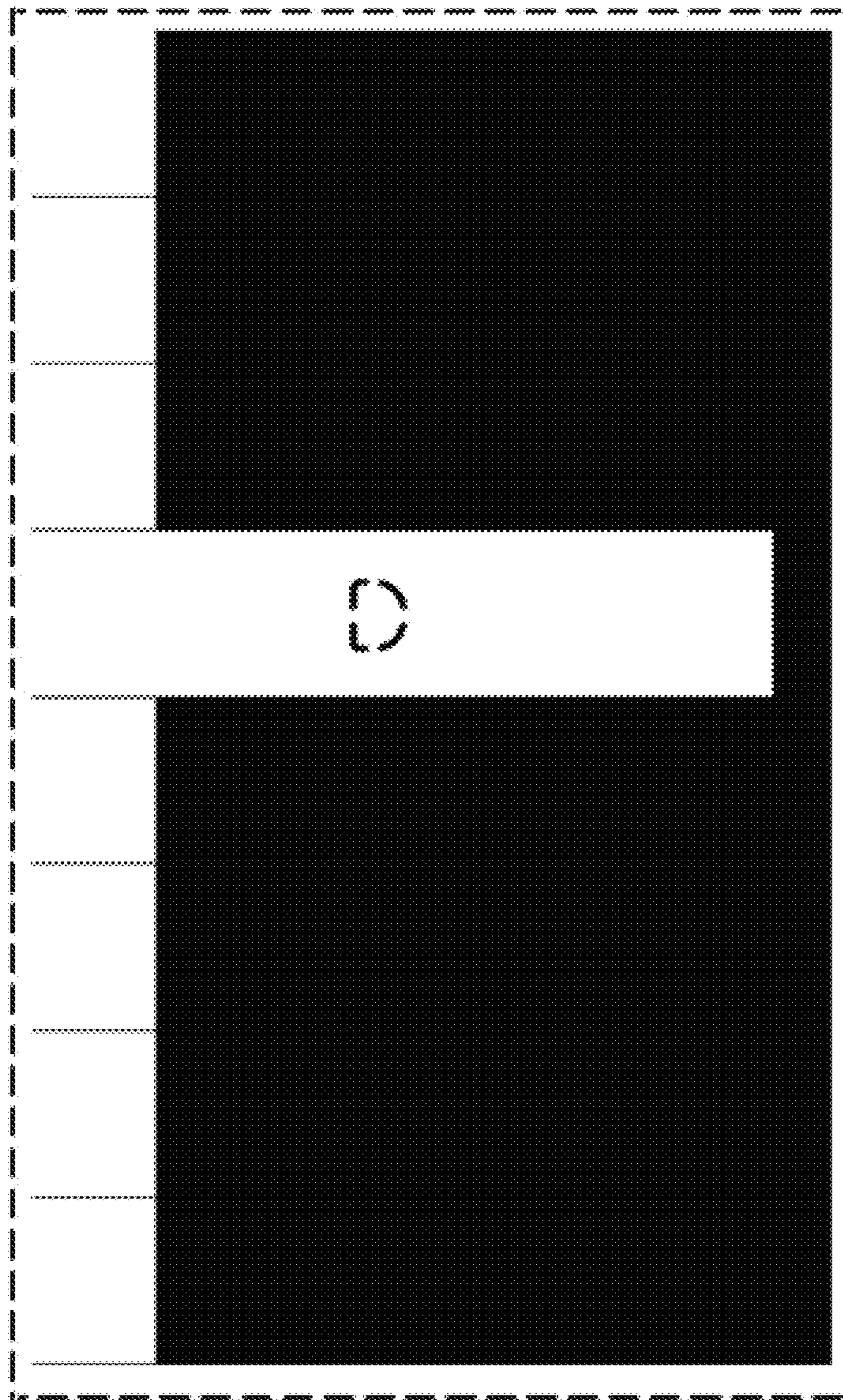


FIG.4

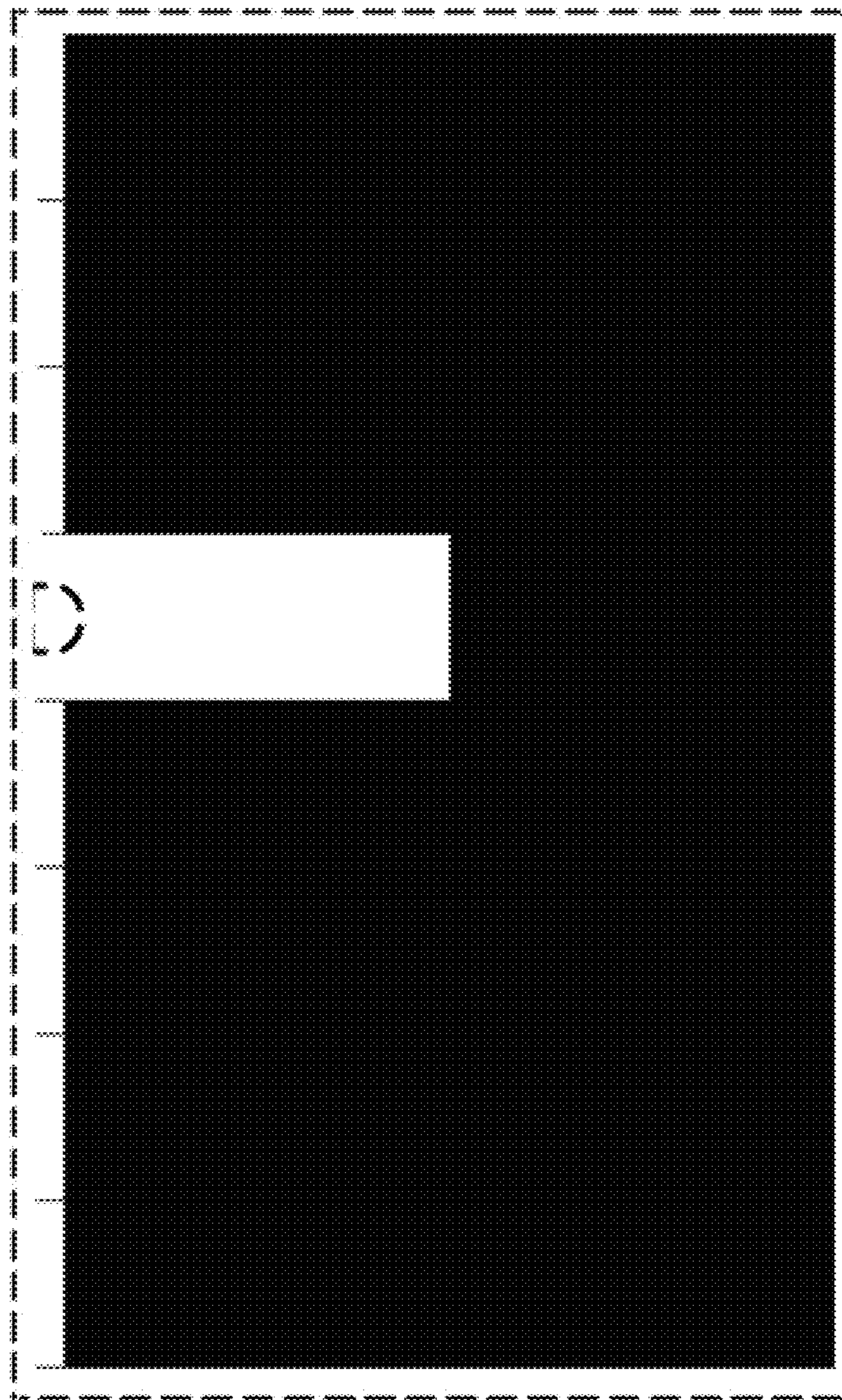


FIG. 5




FIG.6




FIG. 7

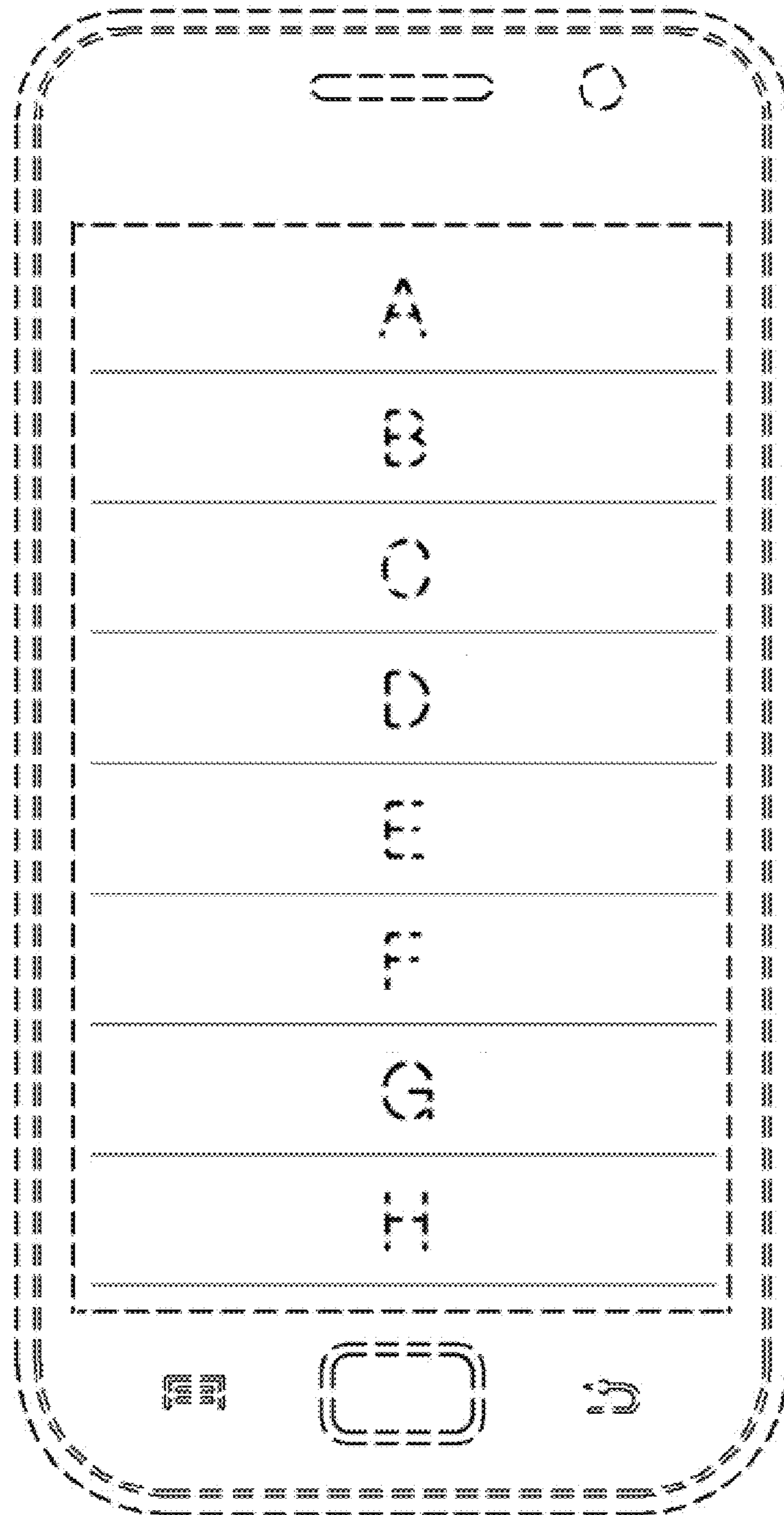


FIG. 8

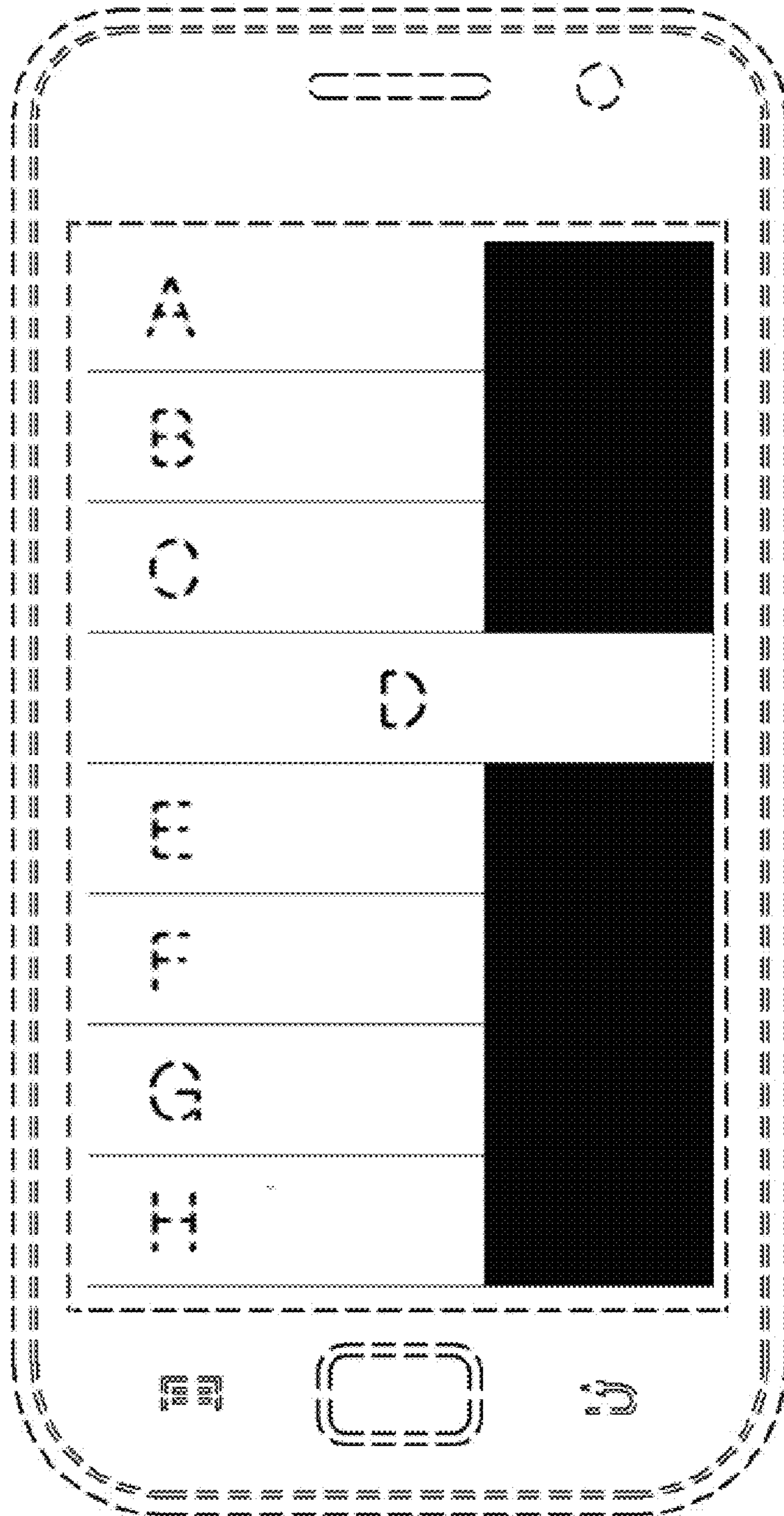


FIG.9

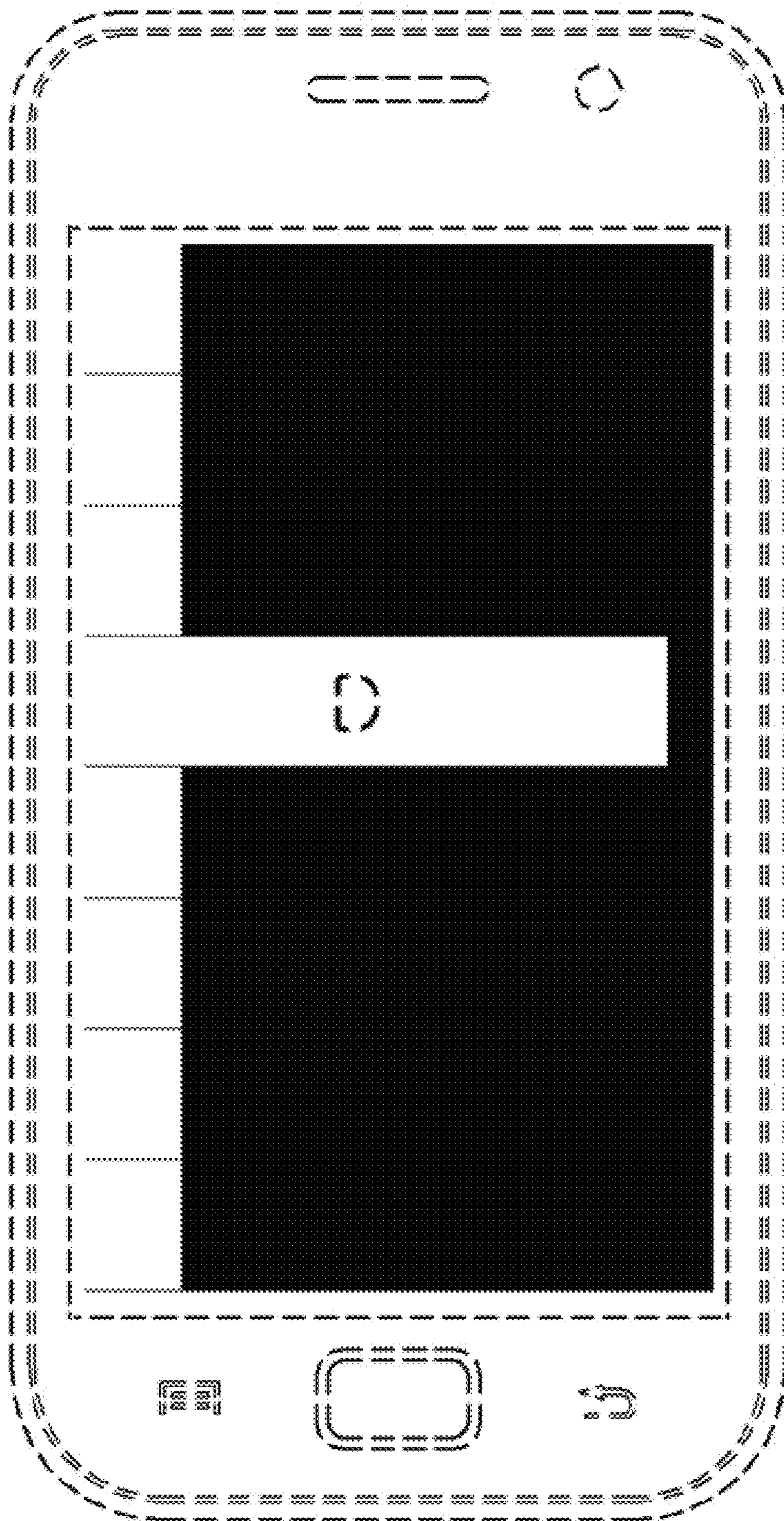


FIG.10




FIG. 11

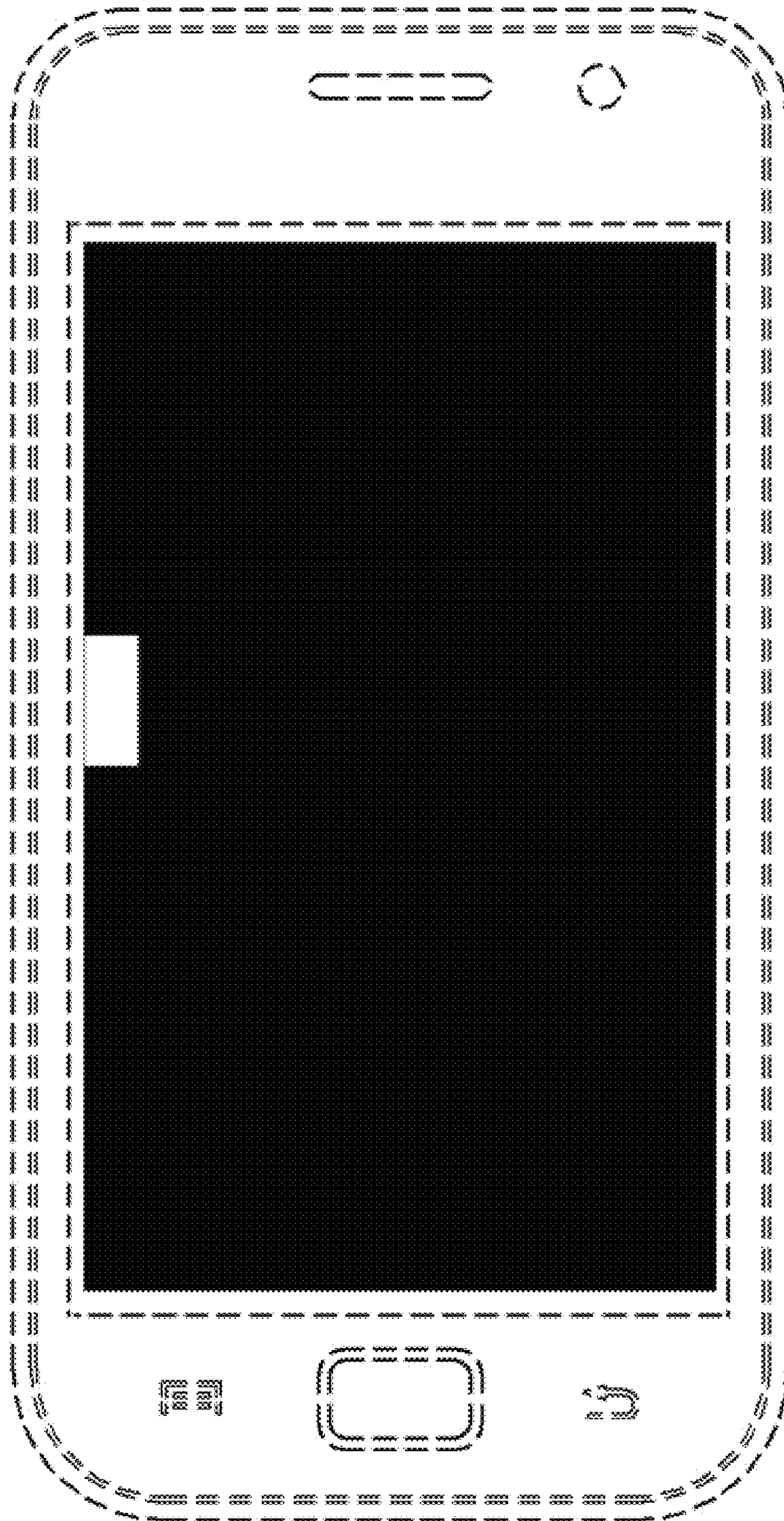


FIG.12

