



US00D717810S

(12) **United States Design Patent**
Larsen et al.

(10) **Patent No.:** **US D717,810 S**

(45) **Date of Patent:** **** Nov. 18, 2014**

(54) **DISPLAY FOR MEDICAL DEVICE**

(71) Applicant: **Aerocrine AB**, Solna (SE)

(72) Inventors: **Per Larsen**, Lidingo (SE); **Hans Peter Starck-Johnson**, Stockholm (SE); **Lennart Anderson**, Vallentuna (SE); **Gabriel Aberg**, Alvsjo (SE); **Magnus Gyllensward**, Stockholm (SE); **Elisabeth Ramel-Wahrberg**, Stockholm (SE)

(73) Assignee: **Aerocrine AB**, Solna (SE)

(**) Term: **14 Years**

(21) Appl. No.: **29/439,667**

(22) Filed: **Dec. 13, 2012**

(30) **Foreign Application Priority Data**

Jun. 14, 2012 (EM) 002057927

(51) **LOC (10) Cl.** **14-04**

(52) **U.S. Cl.**
USPC **D14/485**

(58) **Field of Classification Search**
USPC D14/485-495; 715/728, 717, 835, 812,
715/810, 798, 738, 764
See application file for complete search history.

(56) **References Cited**

U.S. PATENT DOCUMENTS

D153,568 S *	4/1949	Wagner	D20/11
6,246,411 B1 *	6/2001	Strauss	715/863
D496,667 S *	9/2004	Hoglund	D14/489
D554,146 S *	10/2007	Gusmorino et al.	D14/492
D587,726 S *	3/2009	Tarara et al.	D14/494
D600,713 S *	9/2009	LaManna et al.	D14/492
D614,634 S *	4/2010	Nilsen	D14/486

D619,616 S *	7/2010	Esterly et al.	D14/492
D629,419 S *	12/2010	Ording et al.	D14/489
D645,880 S *	9/2011	Guss et al.	D14/495
D652,049 S *	1/2012	Chou et al.	D14/485
D656,946 S *	4/2012	Judy et al.	D14/486
D671,954 S *	12/2012	Wojcik et al.	D14/486
D672,366 S *	12/2012	Duggan et al.	D14/492
D678,895 S *	3/2013	Ebler et al.	D14/486
D680,129 S *	4/2013	Seo et al.	D14/486
D683,362 S *	5/2013	Graham et al.	D14/492
D686,247 S *	7/2013	McKinley et al.	D14/492
D694,254 S *	11/2013	Brinda et al.	D14/485
D696,680 S *	12/2013	Bae et al.	D14/486
D699,247 S *	2/2014	Nilsen	D14/485
D700,615 S *	3/2014	Lee et al.	D14/485
D700,617 S *	3/2014	Brinda et al.	D14/485
D703,224 S *	4/2014	Skidgel	D14/486
2008/0098333 A1 *	4/2008	Champion et al.	715/849
2013/0067397 A1 *	3/2013	Kirschner et al.	715/799

* cited by examiner

Primary Examiner — Kevin Rudzinski

(74) *Attorney, Agent, or Firm* — Renner, Otto, Boisselle & Sklar, LLP

(57) **CLAIM**

The ornamental design for a display for medical device, as shown and described.

DESCRIPTION

FIG. 1 is a front view of a first image for a display for a medical device showing the new design.

FIG. 2 is a front view of a second image thereof.

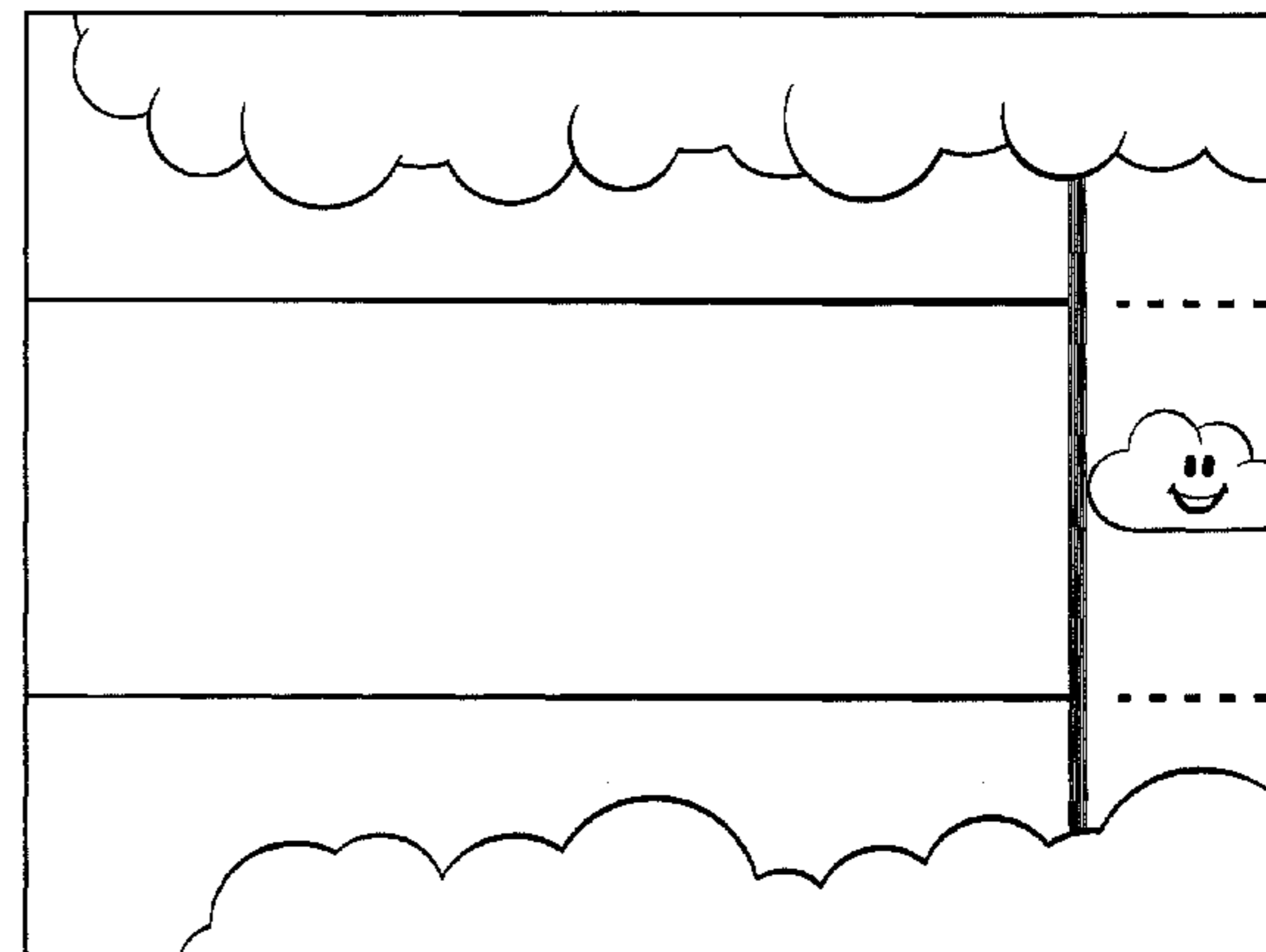
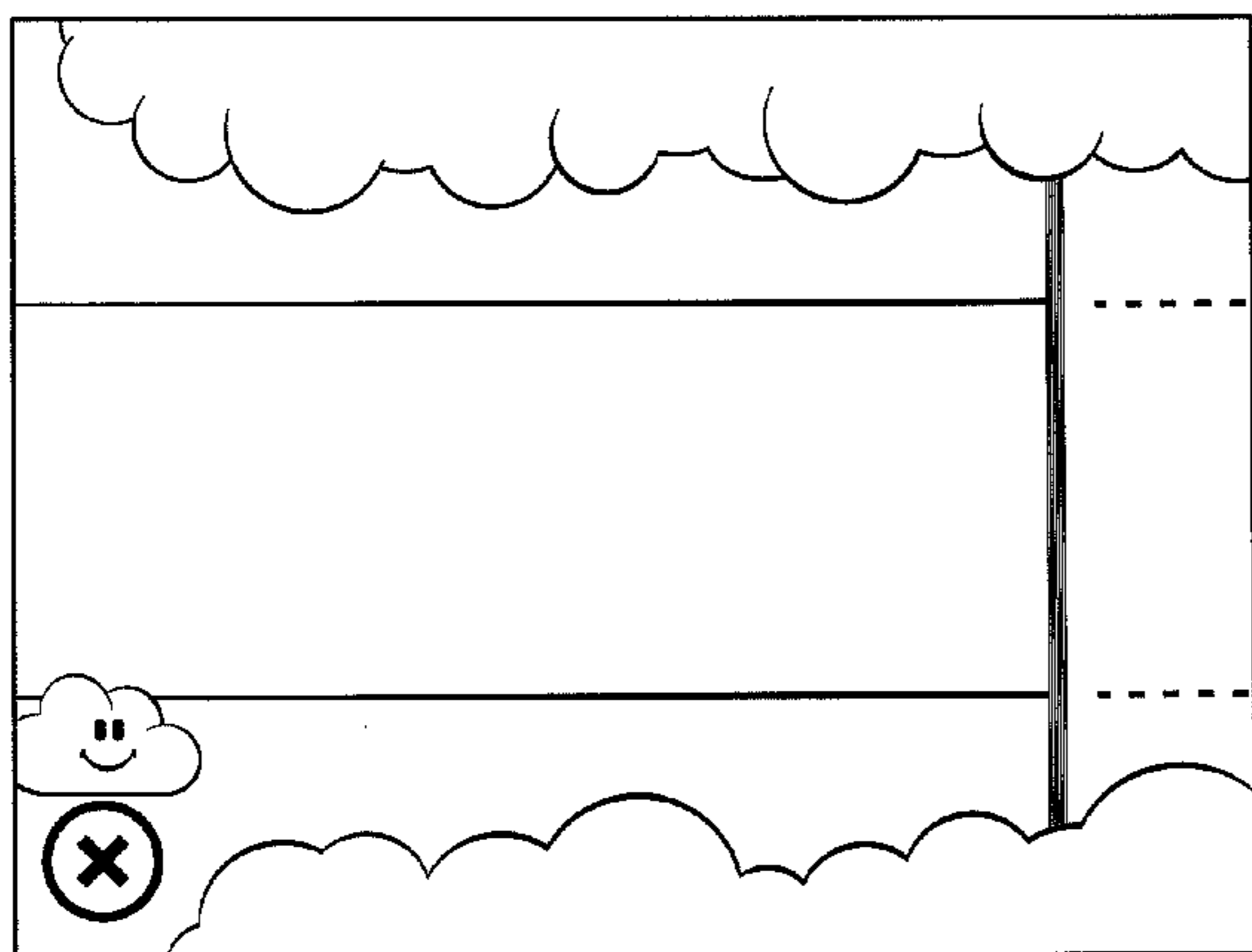
FIG. 3 is a front view of a third image thereof.

FIG. 4 is a front view of a fourth image thereof; and,

FIG. 5 is a front view of a fifth image thereof.

The appearance of the transitional image sequentially transitions between the images shown in FIGS. 1-5. The process or period in which one image transitions to another image forms no part of the claimed design.

1 Claim, 5 Drawing Sheets






FIG. 1

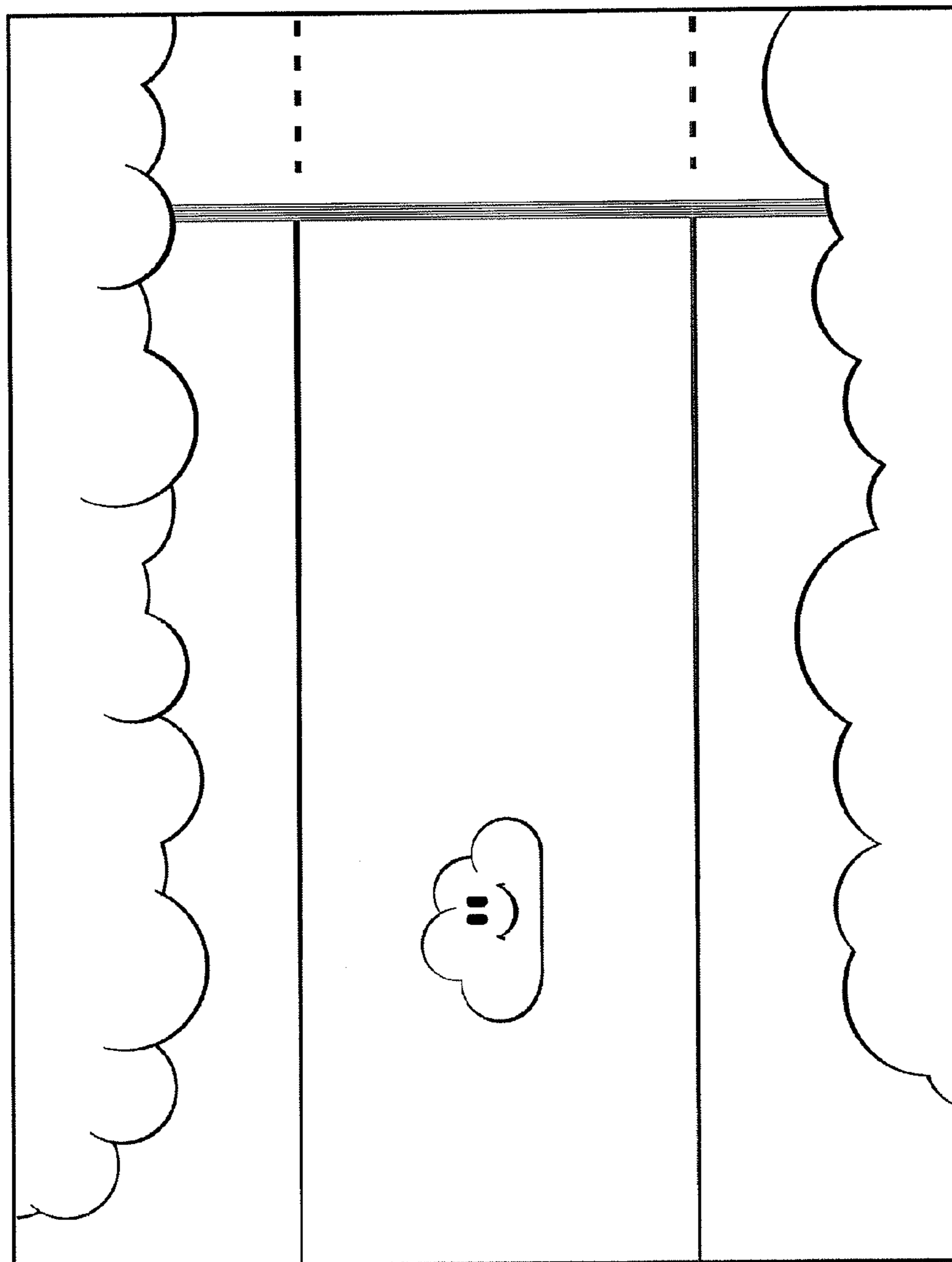


FIG. 2




FIG. 3




FIG. 4

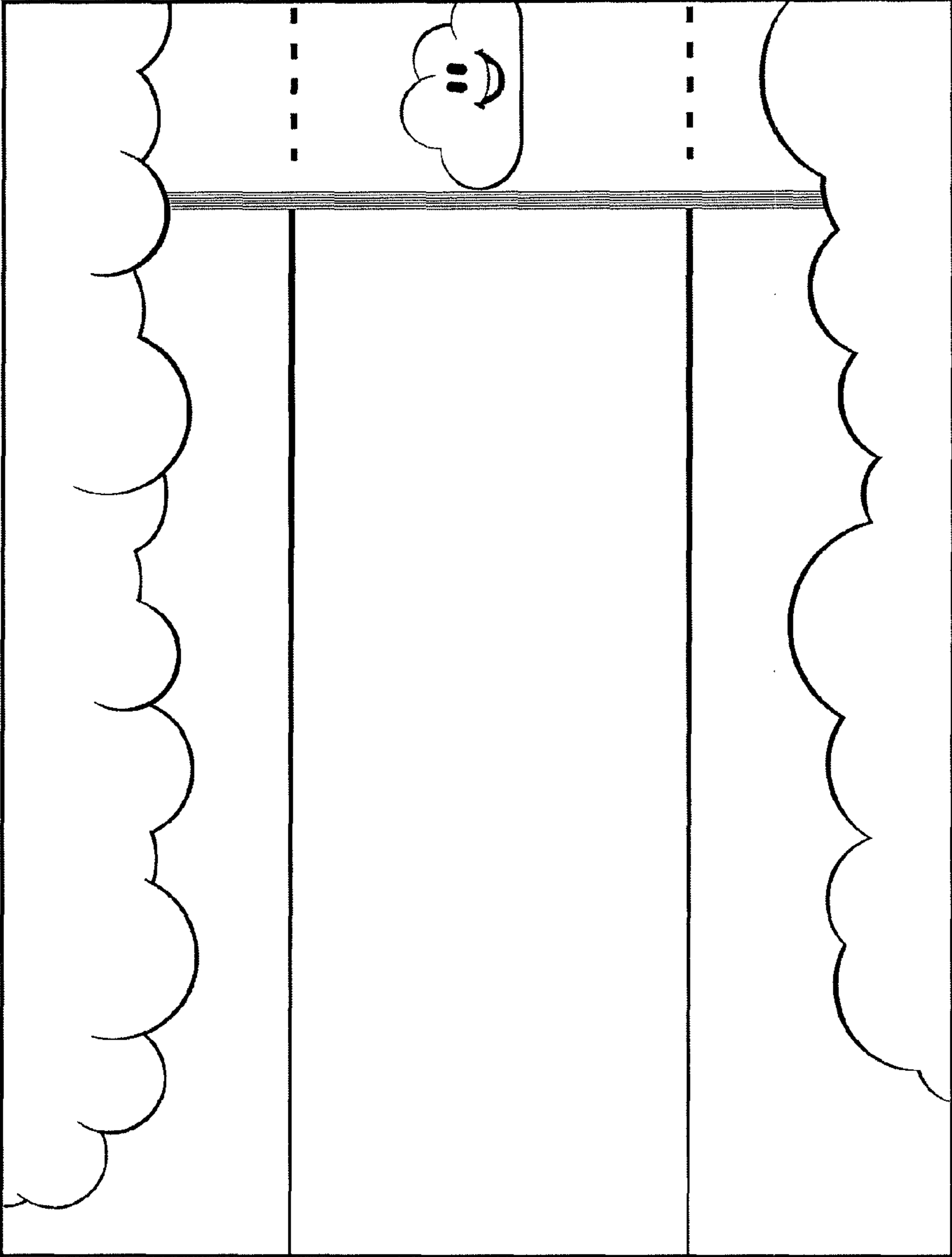


FIG. 5