



US00D717797S

(12) **United States Design Patent**
Olsson

(10) **Patent No.:** **US D717,797 S**

(45) **Date of Patent:** **** Nov. 18, 2014**

- (54) **WEARABLE DISPLAY DEVICE**
- (71) Applicant: **Google Inc.**, Mountain View, CA (US)
- (72) Inventor: **Maj Isabelle Olsson**, San Francisco, CA (US)
- (73) Assignee: **Google Inc.**, Mountain View, CA (US)
- (**) Term: **14 Years**
- (21) Appl. No.: **29/480,863**
- (22) Filed: **Jan. 30, 2014**

- D436,960 S 1/2001 Budd et al.
- D512,985 S 12/2005 Travers et al.
- D533,893 S 12/2006 Canavan et al.
- D559,250 S 1/2008 Pombo
- D565,082 S 3/2008 McClure et al.
- D578,120 S 10/2008 Lowe et al.
- D602,064 S 10/2009 Mitsui et al.
- 7,631,968 B1 12/2009 Dobson et al.
- D647,123 S 10/2011 Cho
- 8,029,132 B1 10/2011 Park
- D649,177 S 11/2011 Cho et al.
- D659,739 S 5/2012 Olsson et al.
- D659,740 S 5/2012 Olsson et al.

(Continued)

Primary Examiner — Austin Murphy

(74) *Attorney, Agent, or Firm* — Lerner, David, Littenberg, Krumholz & Mentlik, LLP

Related U.S. Application Data

- (62) Division of application No. 29/404,641, filed on Oct. 24, 2011, now Pat. No. Des. 703,724.
- (51) **LOC (10) Cl.** **14-02**
- (52) **U.S. Cl.**
USPC **D14/372**
- (58) **Field of Classification Search**
CPC G02B 27/017; G02B 27/0158; G02B 27/0161; G02B 27/0181; G02B 27/0185; G02B 27/0189
USPC D14/372, 496, 432, 371, 125, 126, 129, D14/299; D16/300-342; 351/158, 153, 144; 345/7-9, 905; 455/344; 348/115, 53, 348/121, 739
See application file for complete search history.

(57) **CLAIM**

The ornamental design for a wearable display device, as shown and described.

DESCRIPTION

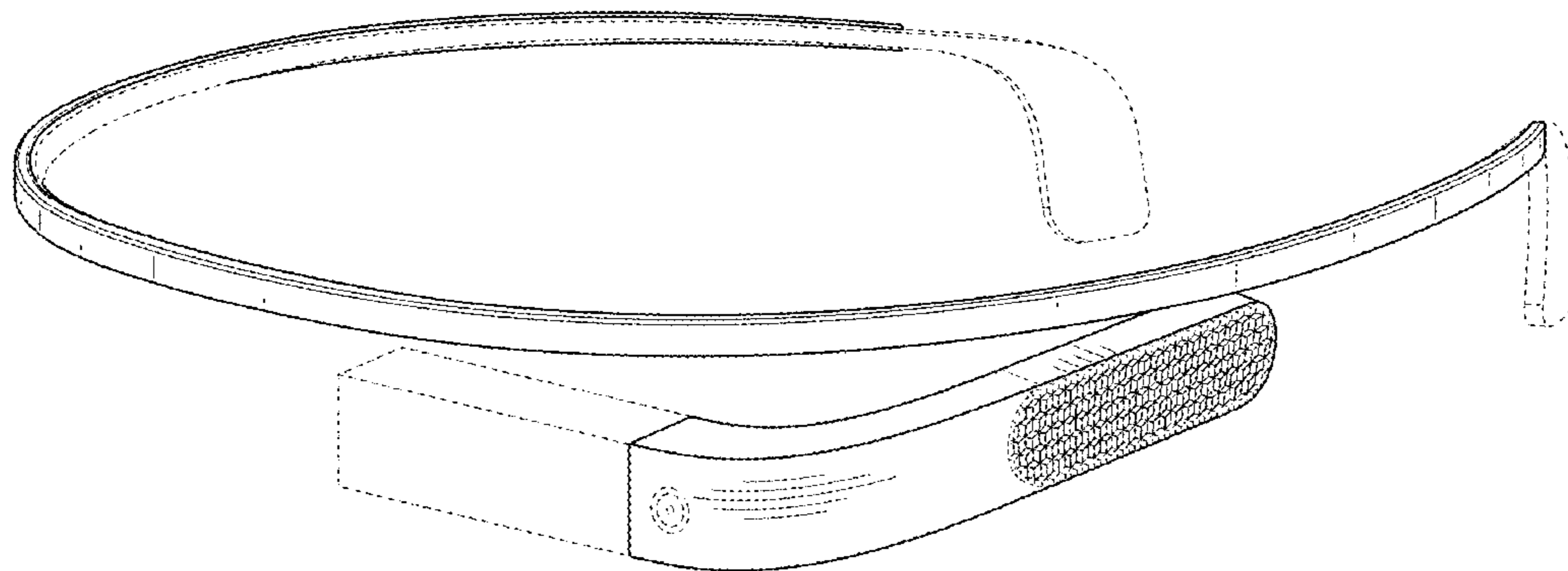
FIG. 1 is a front perspective view of a wearable display device according to my design;
 FIG. 2 is a front elevation view of the wearable display device of FIG. 1;
 FIG. 3 is a back elevation view of the wearable display device of FIG. 1;
 FIG. 4 is a right elevation view of the wearable display device of FIG. 1;
 FIG. 5 is a left elevation view of the wearable display device of FIG. 1;
 FIG. 6 is a top elevation view of the wearable display device of FIG. 1; and,
 FIG. 7 is a bottom elevation view of the wearable display device of FIG. 1.
 Broken lines are environmental only and form no part of the claimed design.

1 Claim, 5 Drawing Sheets

(56) **References Cited**

U.S. PATENT DOCUMENTS

- 3,944,344 A 3/1976 Wichers
- D327,079 S 6/1992 Allen
- D334,557 S 4/1993 Hunter et al.
- D337,320 S 7/1993 Hunter et al.
- D354,974 S 1/1995 Wielhouwer
- D402,651 S 12/1998 Depay et al.
- D428,620 S 7/2000 Maturaporn



(56)

References Cited

U.S. PATENT DOCUMENTS

D659,741 S *	5/2012	Heinrich et al.	D16/309	D684,622 S *	6/2013	Cho	D16/309
D660,341 S	5/2012	Olsson et al.			8,467,133 B2 *	6/2013	Miller	359/630
D662,964 S	7/2012	Olsson et al.			D688,727 S *	8/2013	Olsson	D16/300
D664,184 S *	7/2012	Olsson et al.	D16/309	D697,962 S *	1/2014	Olsson	D16/300
D664,185 S *	7/2012	Heinrich et al.	D16/309	D701,506 S *	3/2014	Pombo	D14/372
D664,586 S *	7/2012	Olsson	D16/300	D703,724 S *	4/2014	Olsson	D16/300
D665,008 S	8/2012	Olsson et al.			D704,247 S *	5/2014	Olsson et al.	D16/300
D669,066 S *	10/2012	Olsson et al.	D14/309	D704,706 S *	5/2014	Serota	D14/372
D671,589 S	11/2012	Olsson			D708,181 S *	7/2014	Olsson et al.	D14/372
D680,152 S *	4/2013	Olsson et al.	D16/309	D708,252 S *	7/2014	Olsson et al.	D16/332
					2002/0021407 A1 *	2/2002	Elliott	351/158
					2005/0270478 A1 *	12/2005	Curci et al.	351/109
					2006/0129207 A1 *	6/2006	Fried et al.	607/54

* cited by examiner

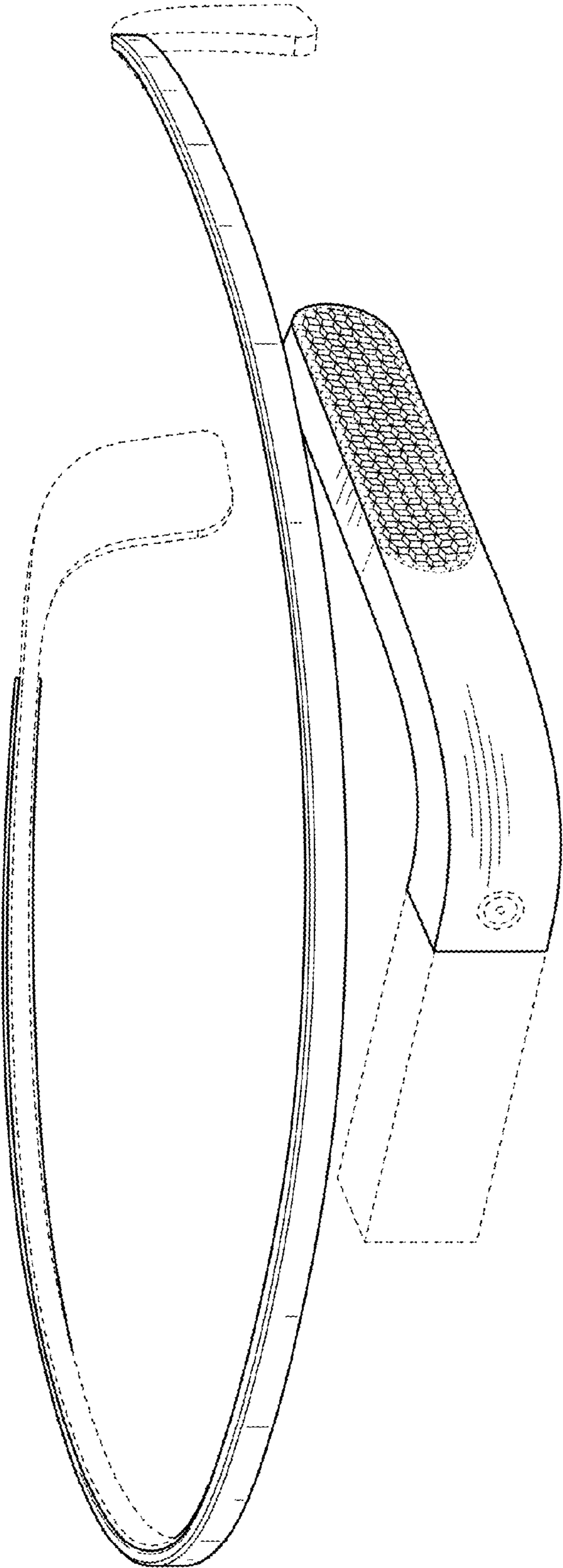


FIG. 1

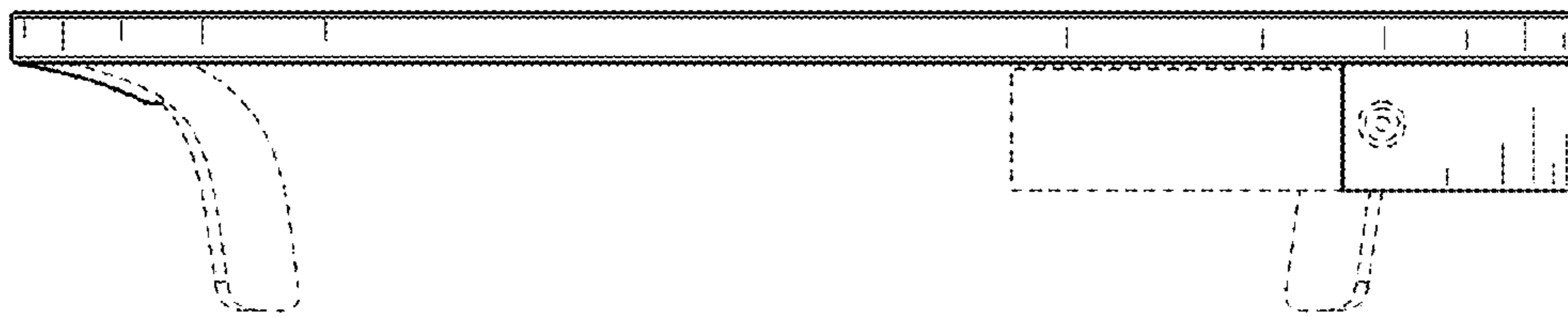


FIG. 2




FIG. 3

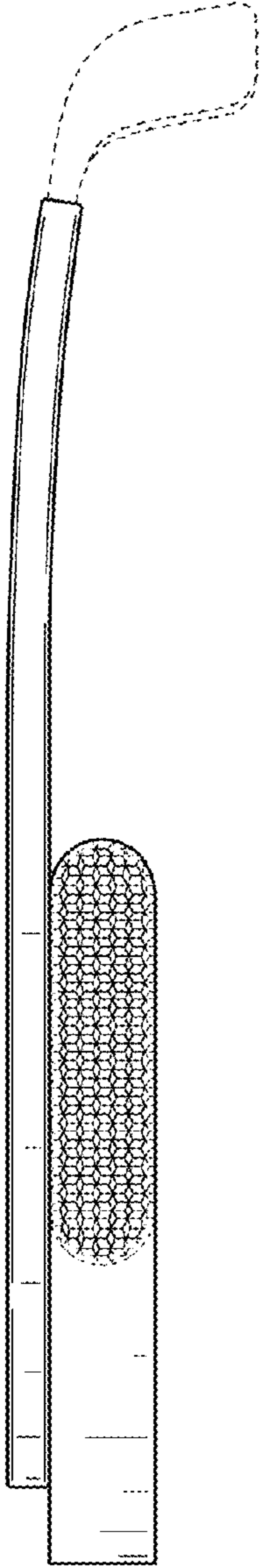


FIG. 4

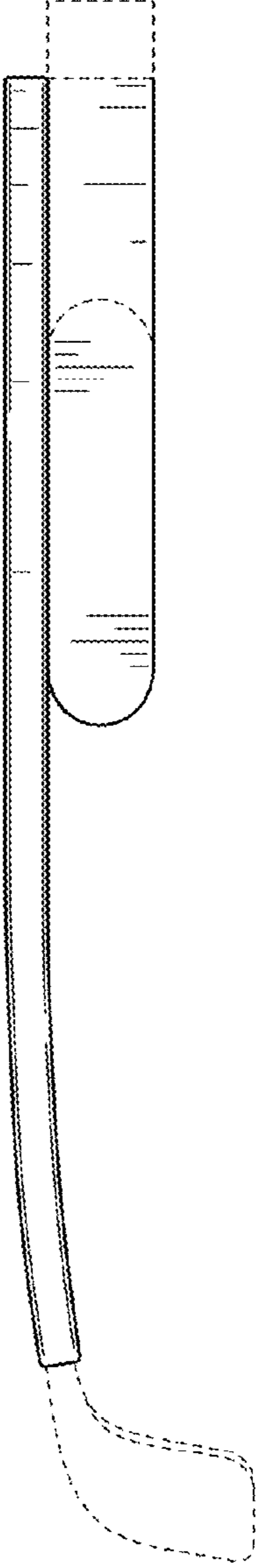


FIG. 5

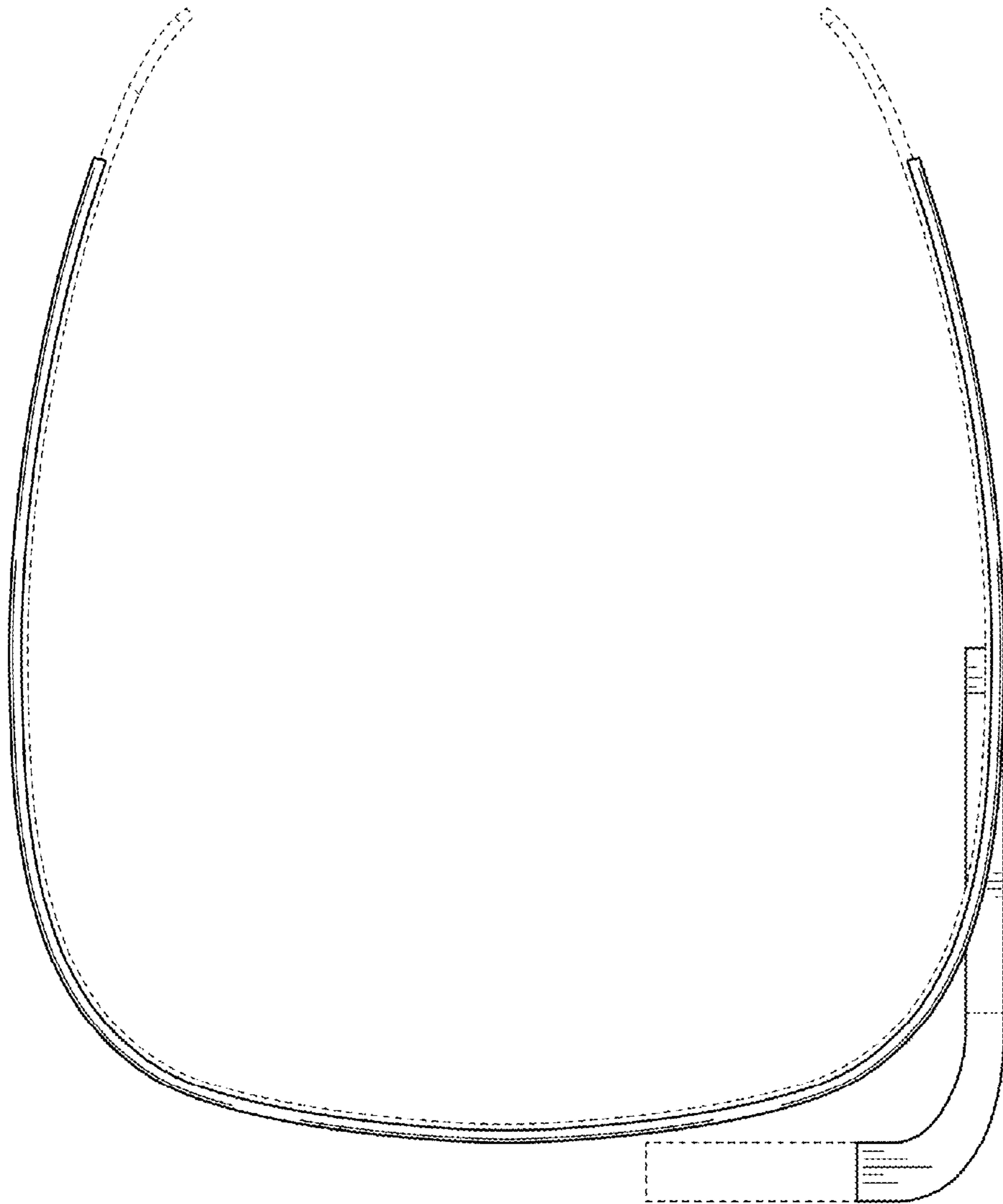


FIG. 6

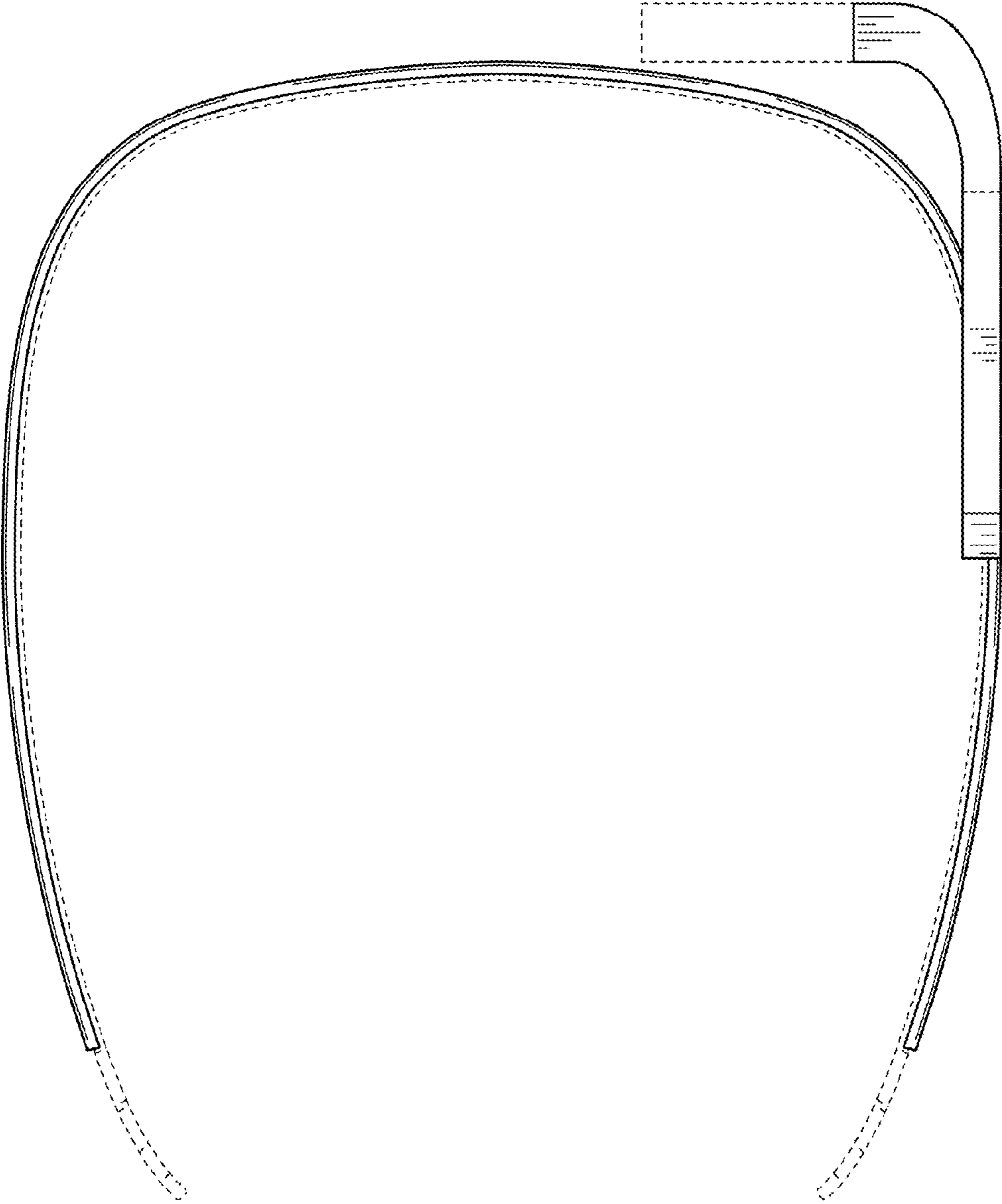


FIG. 7