



US00D717789S

(12) **United States Design Patent**
Lim et al.

(10) **Patent No.:** **US D717,789 S**

(45) **Date of Patent:** **** Nov. 18, 2014**

(54) **NOTEBOOK COMPUTER**

(71) Applicant: **Samsung Electronics Co., Ltd.**,
Suwon-si (KR)

(72) Inventors: **Woo-Teik Lim**, Seoul (KR); **Yeo-Wan Yun**,
Sungnam-Si (KR)

(73) Assignee: **Samsung Electronics Co., Ltd.**,
Suwon-si (KR)

(**) Term: **14 Years**

(21) Appl. No.: **29/453,919**

(22) Filed: **May 3, 2013**

(30) **Foreign Application Priority Data**

Nov. 6, 2012 (KR) 30-2012-0052758

(51) **LOC (10) Cl.** **14-02**

(52) **U.S. Cl.**
USPC **D14/315**

(58) **Field of Classification Search**
USPC D14/315-327; D18/1, 2, 7, 11;
235/145 A, 145 R; 341/22, 23; 345/104,
345/156, 168, 169, 173; 361/679.08,
361/679.09, 679.11, 679.26, 679.27,
361/679.55, 679.59

See application file for complete search history.

(56) **References Cited**

U.S. PATENT DOCUMENTS

D319,819 S * 9/1991 Kawaguchi D14/327
D339,114 S * 9/1993 Mizusugi et al. D14/326

D403,308 S * 12/1998 Fukunaga D14/318
D421,972 S * 3/2000 Makidera et al. D14/316
6,067,224 A * 5/2000 Nobuchi 361/679.27
6,519,139 B2 * 2/2003 Kambayashi 361/679.09
2004/0264119 A1 * 12/2004 Hirota 361/683

* cited by examiner

Primary Examiner — Freda S Nunn

(74) *Attorney, Agent, or Firm* — NSIP Law

(57) **CLAIM**

The ornamental design for a notebook computer, as shown and described.

DESCRIPTION

FIG. 1 is a perspective view of a notebook computer, showing our new design;

FIG. 2 is a front view thereof;

FIG. 3 is a rear view thereof;

FIG. 4 is a left-side view thereof;

FIG. 5 is a right-side view thereof;

FIG. 6 is a top plan view thereof;

FIG. 7 is a bottom plan view thereof;

FIG. 8 is another bottom plan view thereof, in which a portion of the notebook computer is provided with diagonal lines and identified by reference character 'A' to illustrate that the corresponding part of the notebook computer, as shown in FIG. 7, is made with rubber; and,

FIG. 9 is a top-front perspective view thereof, in which a display part of the notebook computer rotates on a hinge.

The broken lines are for environmental purposes only and form no part of the claimed design. The shade lines in the figures show contour and not surface ornamentation.

1 Claim, 7 Drawing Sheets




FIG. 1

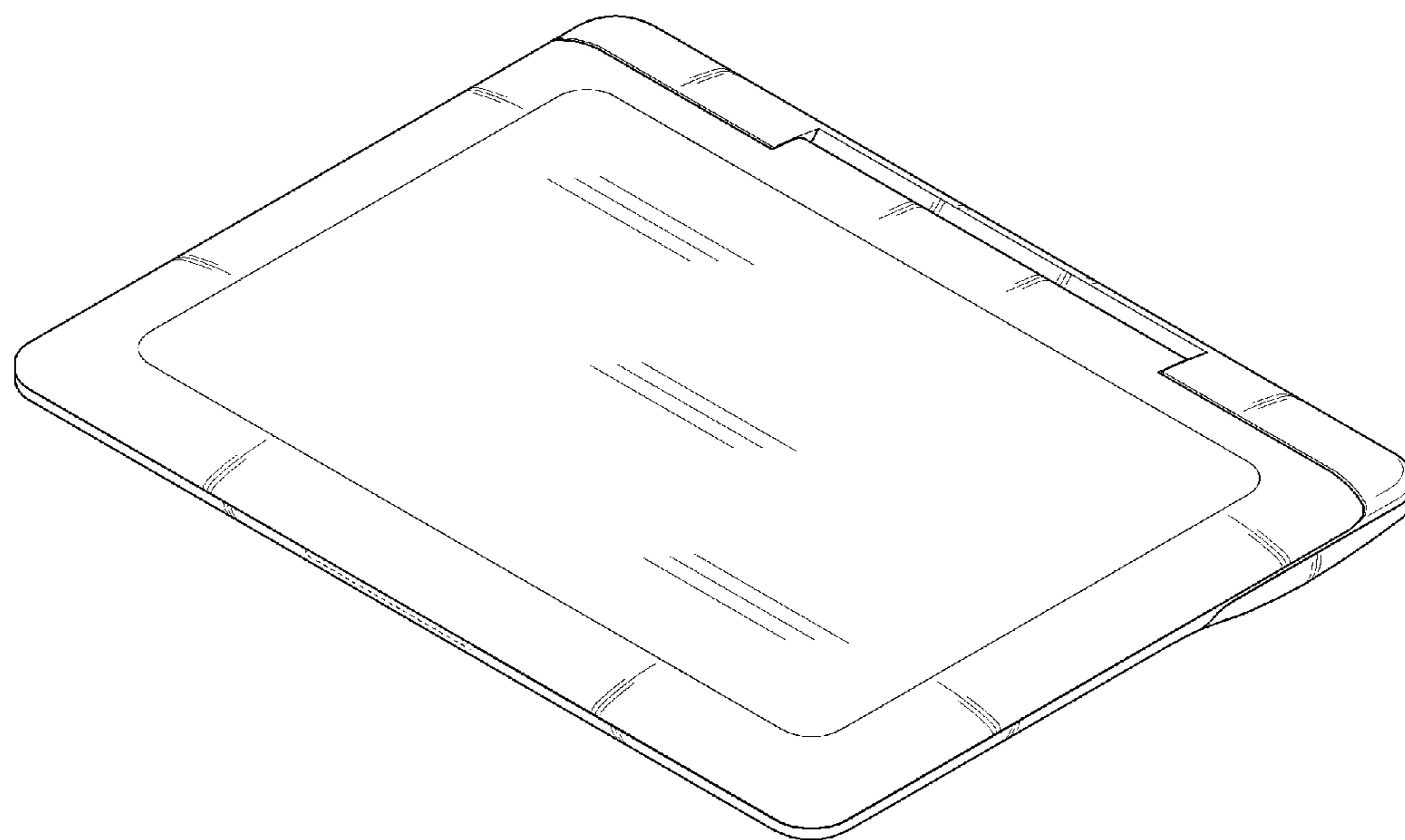


FIG. 2

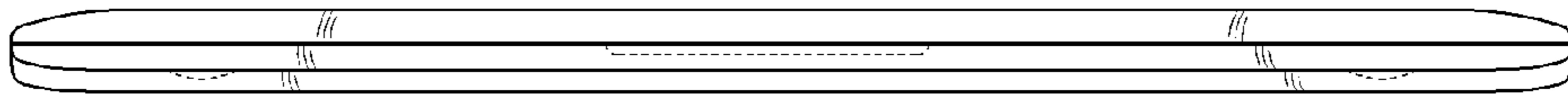


FIG. 3

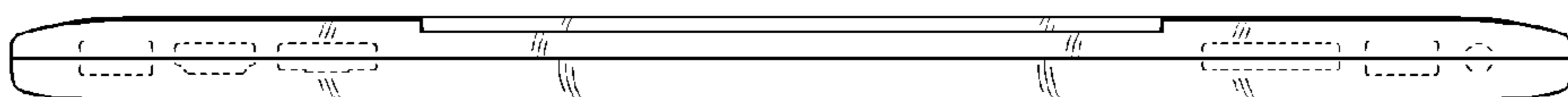


FIG. 4




FIG. 5




FIG. 6




FIG. 7




FIG. 8




FIG. 9

