



US00D717788S

(12) **United States Design Patent**  
**Yun et al.**

(10) **Patent No.:** **US D717,788 S**  
(45) **Date of Patent:** **\*\* Nov. 18, 2014**

(54) **NOTEBOOK COMPUTER**

(71) Applicant: **Samsung Electronics Co., Ltd.**,  
Suwon-si (KR)

(72) Inventors: **Yeo-Wan Yun**, Sungnam-Si (KR);  
**Se-Hun Oh**, Seoul (KR)

(73) Assignee: **Samsung Electronics Co., Ltd.**,  
Suwon-si (KR)

(\*\*) Term: **14 Years**

(21) Appl. No.: **29/453,650**

(22) Filed: **May 1, 2013**

(30) **Foreign Application Priority Data**

Nov. 2, 2012 (KR) ..... 30-2012-0052486

(51) **LOC (10) Cl.** ..... **14-02**

(52) **U.S. Cl.**  
USPC ..... **D14/315**

(58) **Field of Classification Search**  
USPC ..... D14/315-327; D18/1, 2, 7, 11;  
235/145 A, 145 R; 341/22, 23; 345/104,  
345/156, 168, 169, 173; 361/679.08,  
361/679.09, 679.11, 679.26, 679.27,  
361/679.55, 679.59

See application file for complete search history.

(56) **References Cited**

U.S. PATENT DOCUMENTS

D556,192 S \* 11/2007 Jeong et al. .... D14/327  
D631,472 S \* 1/2011 Kawase et al. .... D14/327  
D641,748 S \* 7/2011 Kawase ..... D14/315  
D680,533 S \* 4/2013 Song et al. .... D14/345

\* cited by examiner

*Primary Examiner* — Freda S Nunn

(74) *Attorney, Agent, or Firm* — NSIP Law

(57) **CLAIM**

The ornamental design for a notebook computer, as shown and described.

**DESCRIPTION**

FIG. 1 is a perspective view of a notebook computer, showing our new design;

FIG. 2 is a front view thereof;

FIG. 3 is a rear view thereof;

FIG. 4 is a left-side view thereof;

FIG. 5 is a right-side view thereof;

FIG. 6 is a top plan view thereof;

FIG. 7 is a bottom plan view thereof; and,

FIG. 8 is a top-front perspective view of a notebook computer of FIG. 1, in which a display part of the notebook computer rotates on a hinge.

The broken lines are for environmental purposes only and form no part of the claimed design. The shade lines in the figures show contour and not surface ornamentation.

**1 Claim, 6 Drawing Sheets**

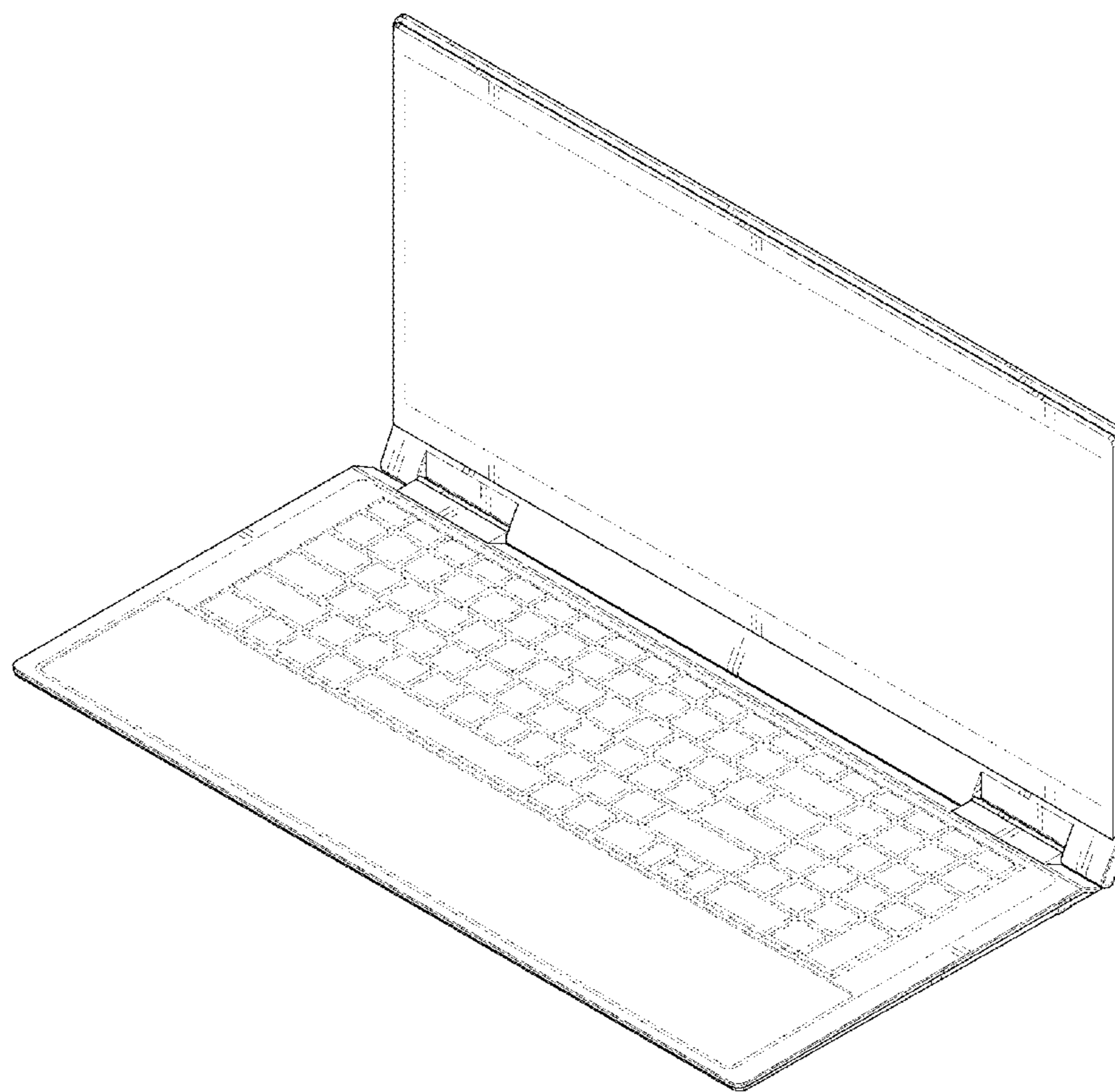


FIG. 1

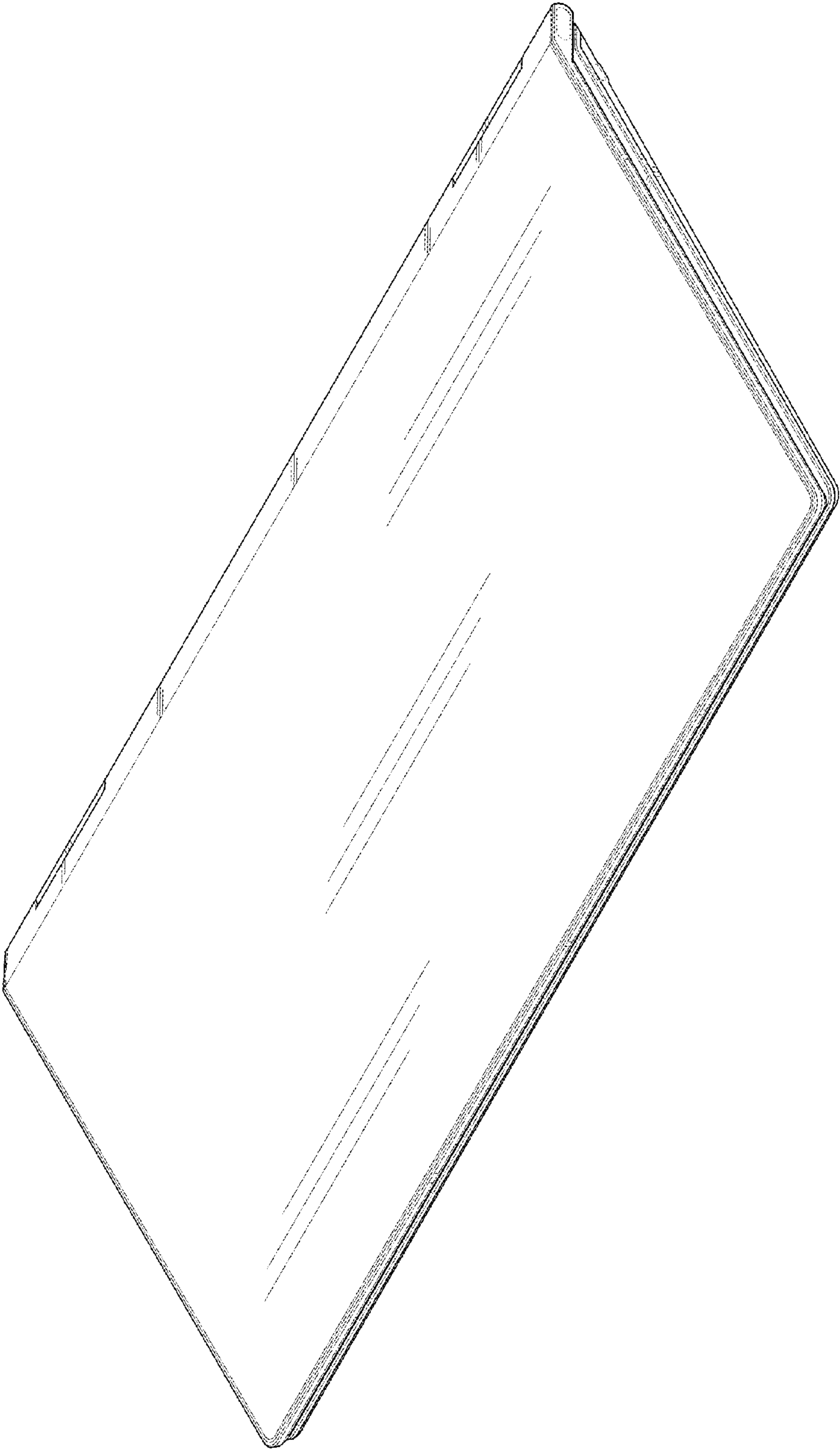


FIG. 2



FIG. 3

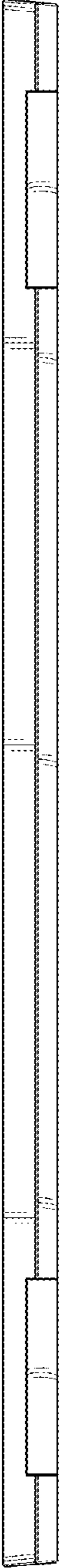


FIG. 4




FIG. 5




FIG. 6




FIG. 7




FIG. 8

