



US00D717786S

(12) **United States Design Patent**  
**Rivera et al.**

(10) **Patent No.:** **US D717,786 S**

(45) **Date of Patent:** **\*\* \*Nov. 18, 2014**

(54) **NOTEBOOK COMPUTER HOUSING**

FOREIGN PATENT DOCUMENTS

(71) Applicant: **Google Inc.**, Mountain View, CA (US)

KR 300381349 5/2005

(72) Inventors: **Felix Jose Alvarez Rivera**, San Jose, CA (US); **Lawrence Lam**, San Jose, CA (US)

OTHER PUBLICATIONS

Taiwanese Examination Report for Application No. 102303112 dated Nov. 26, 2013.

Taiwanese Examination Report for Application No. 103301126 dated Jun. 25, 2014.

(73) Assignee: **Google Inc.**, Mountain View, CA (US)

\* cited by examiner

(\* ) Notice: This patent is subject to a terminal disclaimer.

*Primary Examiner* — Freda S Nunn

(74) *Attorney, Agent, or Firm* — Lerner, David, Littenberg, Krumholz & Mentlik, LLP

(\*\*) Term: **14 Years**

(57) **CLAIM**

(21) Appl. No.: **29/436,497**

The ornamental design for a notebook computer housing, as shown and described.

(22) Filed: **Nov. 6, 2012**

**DESCRIPTION**

(51) **LOC (10) Cl.** ..... **14-02**

(52) **U.S. Cl.**  
USPC ..... **D14/315**

(58) **Field of Classification Search**  
USPC ..... D14/315–327, 439; D18/1, 2, 7, 11; 235/145 A, 145 R; 341/22, 23; 345/104, 345/156, 168, 169, 173; 361/679.08, 361/679.09, 679.11, 679.26, 679.27; 16/367

See application file for complete search history.

FIG. 1 is a front perspective view of a notebook computer housing shown in a closed configuration according to an embodiment of our design;  
FIG. 2 is a front view thereof;  
FIG. 3 is a back view thereof;  
FIG. 4 is a right side view thereof;  
FIG. 5 is a left side view thereof;  
FIG. 6 is a top view thereof;  
FIG. 7 is a bottom view thereof;  
FIG. 8 is a front perspective view of a notebook computer housing according to the embodiment shown in an open configuration;  
FIG. 9 is a front view thereof;  
FIG. 10 is a back view thereof;  
FIG. 11 is a right side view thereof;  
FIG. 12 is a left side view thereof;  
FIG. 13 is a top view thereof; and,  
FIG. 14 is a bottom view thereof.


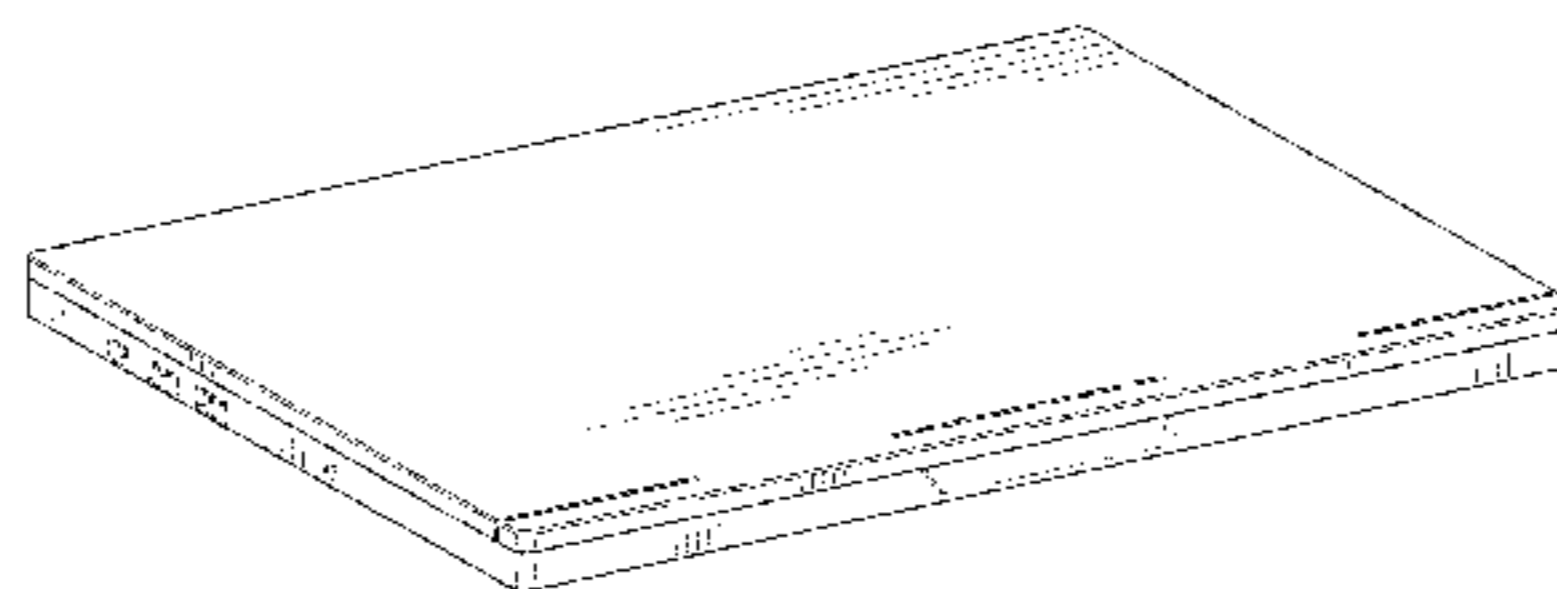
The broken lines shown in the drawings represent unclaimed portions of the notebook computer housing and form no part of the claimed design.

(56) **References Cited**

U.S. PATENT DOCUMENTS

5,566,048	A *	10/1996	Esterberg et al.	.....	361/679.27
D558,752	S *	1/2008	Andre et al.	.....	D14/315
D564,511	S *	3/2008	Akhtar	.....	D14/318
D630,221	S *	1/2011	Sogabe et al.	.....	D14/439
D635,575	S *	4/2011	Masui et al.	.....	D14/439
2002/0080576	A1 *	6/2002	Katagiri	.....	361/686
2002/0089819	A1 *	7/2002	Misawa et al.	.....	361/683
2002/0176224	A1 *	11/2002	Dhar et al.	.....	361/683
2006/0146488	A1 *	7/2006	Kimmel	.....	361/681
2006/0209503	A1 *	9/2006	Bovio et al.	.....	361/681
2006/0282985	A1 *	12/2006	Lu et al.	.....	16/367

**1 Claim, 10 Drawing Sheets**



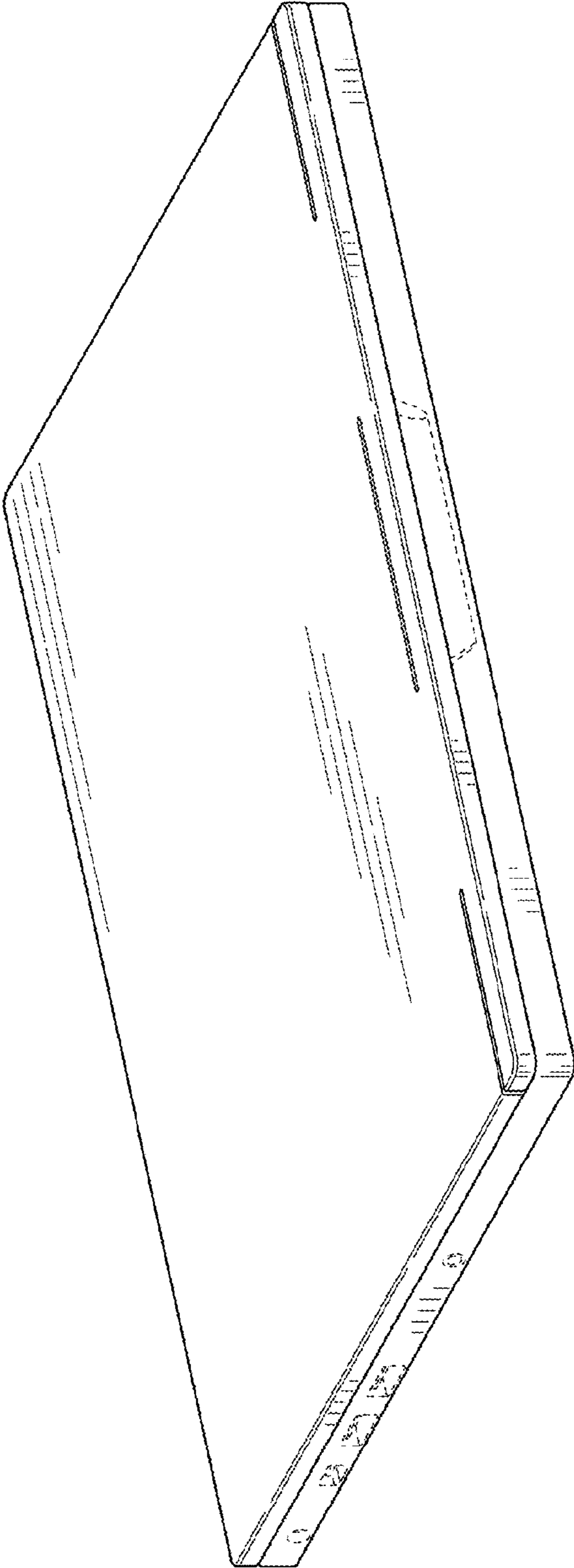


FIG. 1




FIG. 2




FIG. 3




FIG. 4

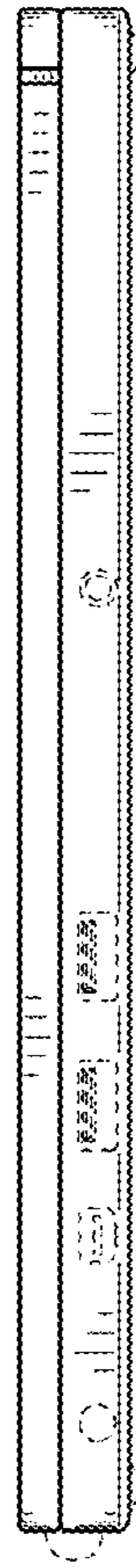


FIG. 5

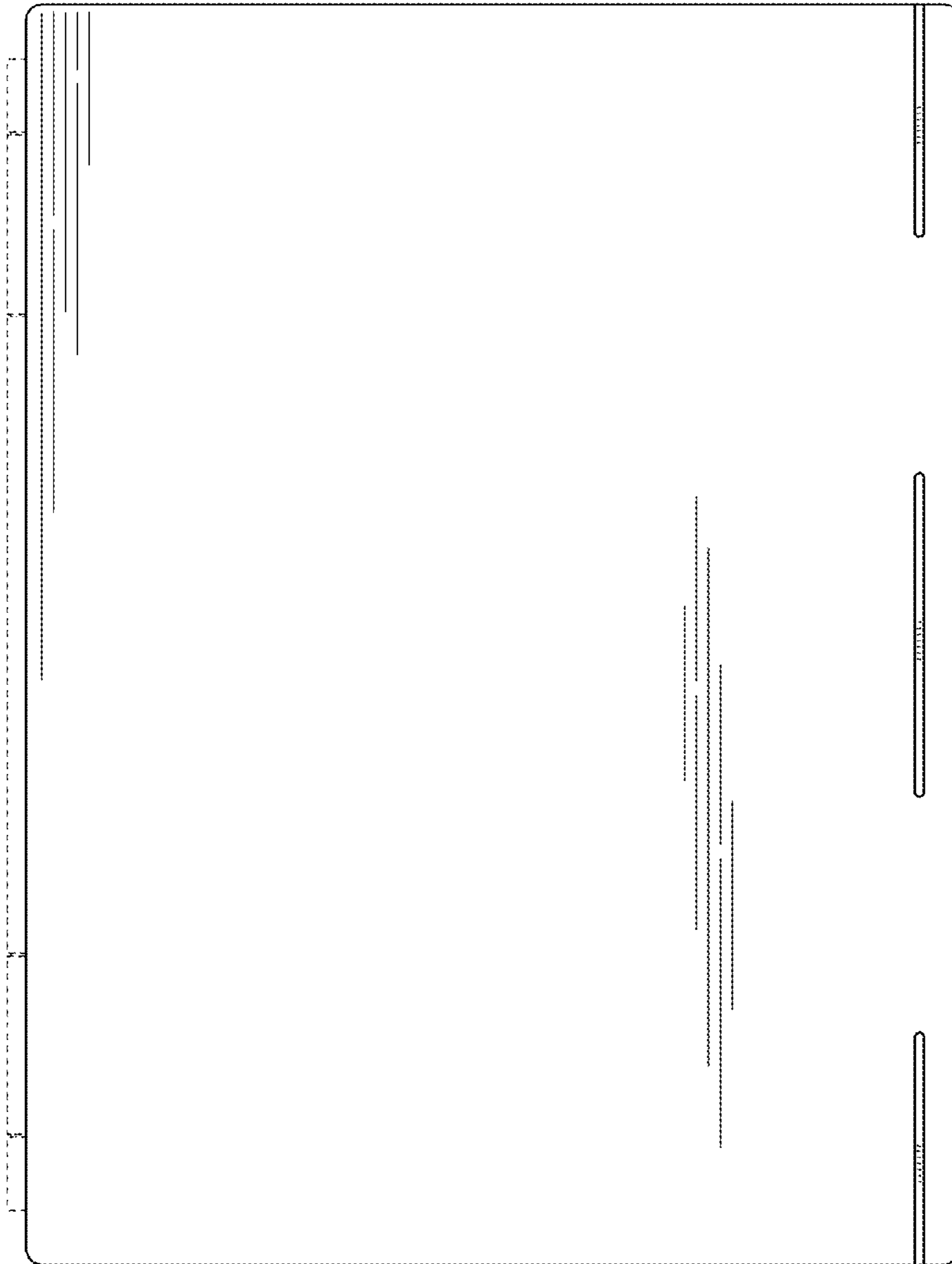


FIG. 6




FIG. 7

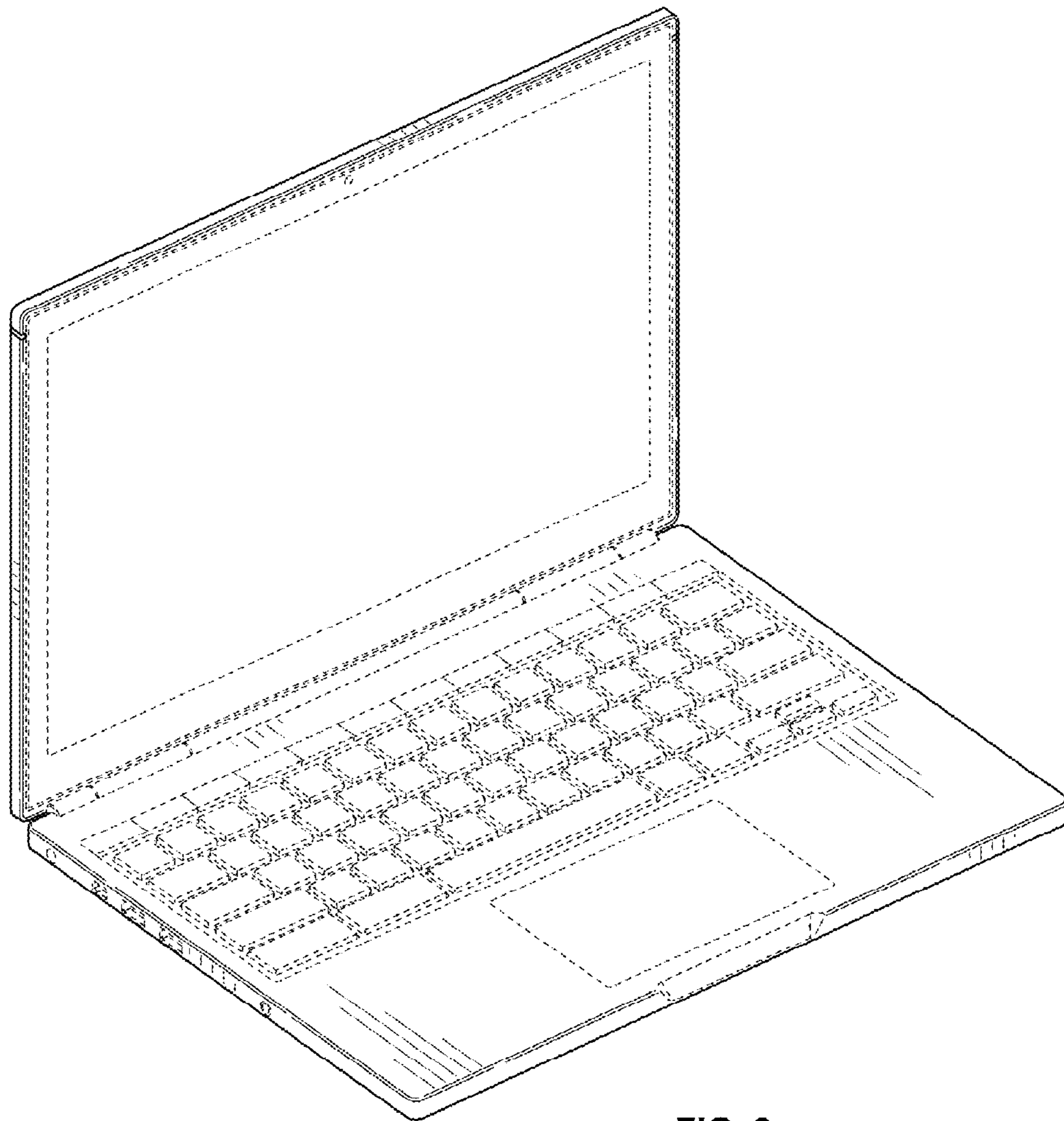


FIG. 8




FIG. 9



FIG. 10





FIG. 11




FIG. 12

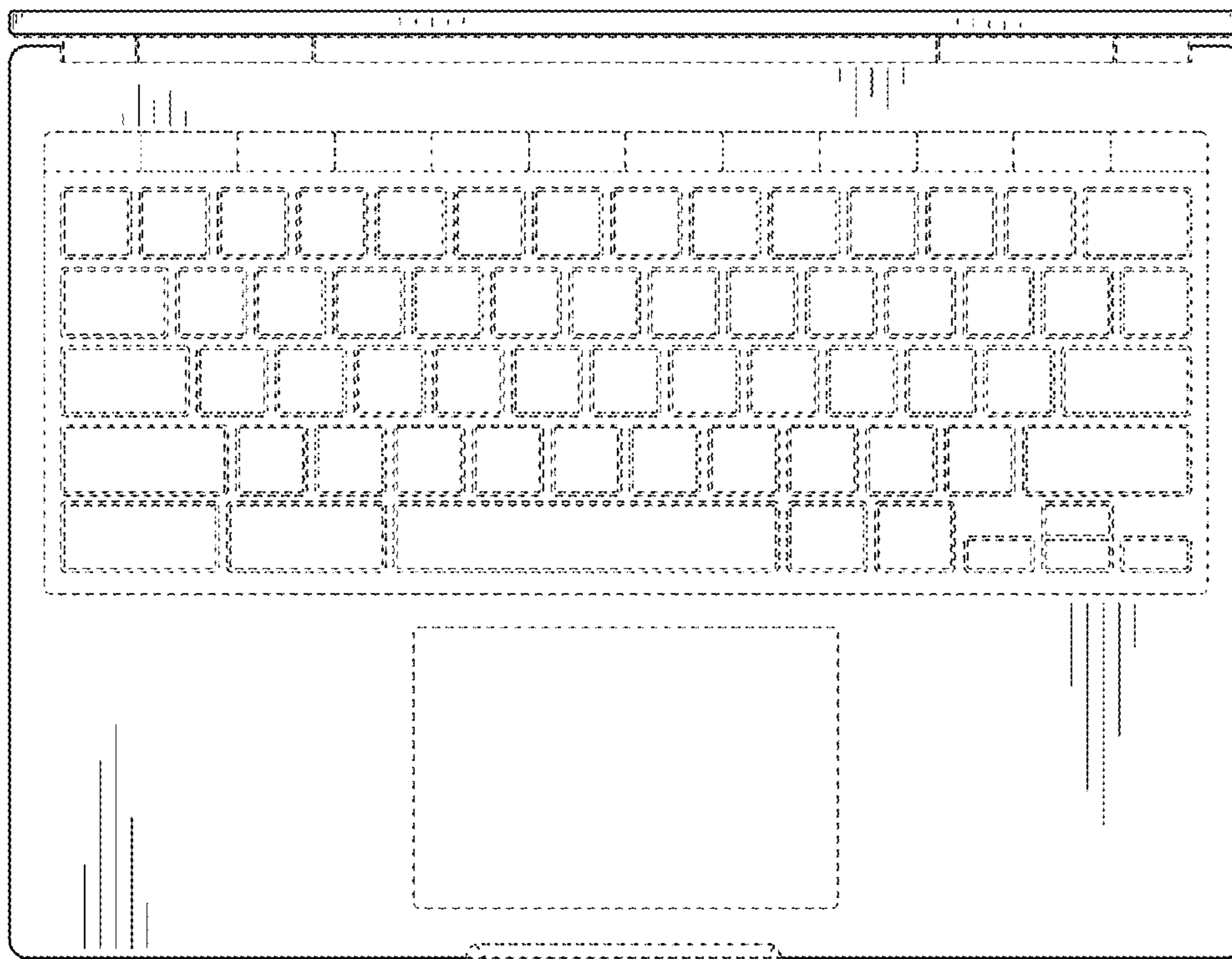


FIG. 13




FIG. 14