



US00D717780S

(12) **United States Design Patent**
Tussy

(10) **Patent No.:** **US D717,780 S**
(45) **Date of Patent:** **** Nov. 18, 2014**

(54) **MOBILE DEVICE CASE**

(71) Applicant: **Kevin Alan Tussy**, Las Vegas, NV (US)

(72) Inventor: **Kevin Alan Tussy**, Las Vegas, NV (US)

(**) Term: **14 Years**

(21) Appl. No.: **29/439,376**

(22) Filed: **Dec. 10, 2012**

Related U.S. Application Data

(63) Continuation-in-part of application No. 29/438,701, filed on Dec. 1, 2012.

(51) **LOC (10) Cl.** **14-03**

(52) **U.S. Cl.**
USPC **D14/250**

(58) **Field of Classification Search**
CPC G06F 1/1628; A45C 2013/025; A45C 13/02;
A45C 11/00; B65D 85/64
USPC D14/138 AD, 138 C, 138 G, 203.7, 230,
D14/238.1, 240, 247, 248, 250, 253, 341,
D14/345, 346, 356, 439, 440, 447, 480.5,
D14/496; D13/103, 107, 119; D3/201, 218,
D3/269, 24, 303; 206/320; 455/456.1,
455/575.1, 575.4, 575.8; D19/27
See application file for complete search history.

(56) **References Cited**

U.S. PATENT DOCUMENTS

D377,049 S * 12/1996 Guyer et al. D19/27
D384,499 S * 10/1997 Gaestel D3/247

D590,151 S * 4/2009 Karobkina et al. D3/247
D602,492 S * 10/2009 Wang D14/356
D610,798 S * 3/2010 Silvera D3/218
D623,180 S * 9/2010 Diebel D14/250
D669,480 S * 10/2012 Piedra et al. D14/440
D679,685 S * 4/2013 Cox D14/250
D686,606 S * 7/2013 Hong D14/250
D686,607 S * 7/2013 Hong D14/250
D695,013 S * 12/2013 Minn et al. D3/247
D696,256 S * 12/2013 Piedra et al. D14/440
D701,043 S * 3/2014 Minn et al. D3/247

* cited by examiner

Primary Examiner — Thomas Johannes

Assistant Examiner — Chelsea Sealey

(74) *Attorney, Agent, or Firm* — Weide & Miller, Ltd.

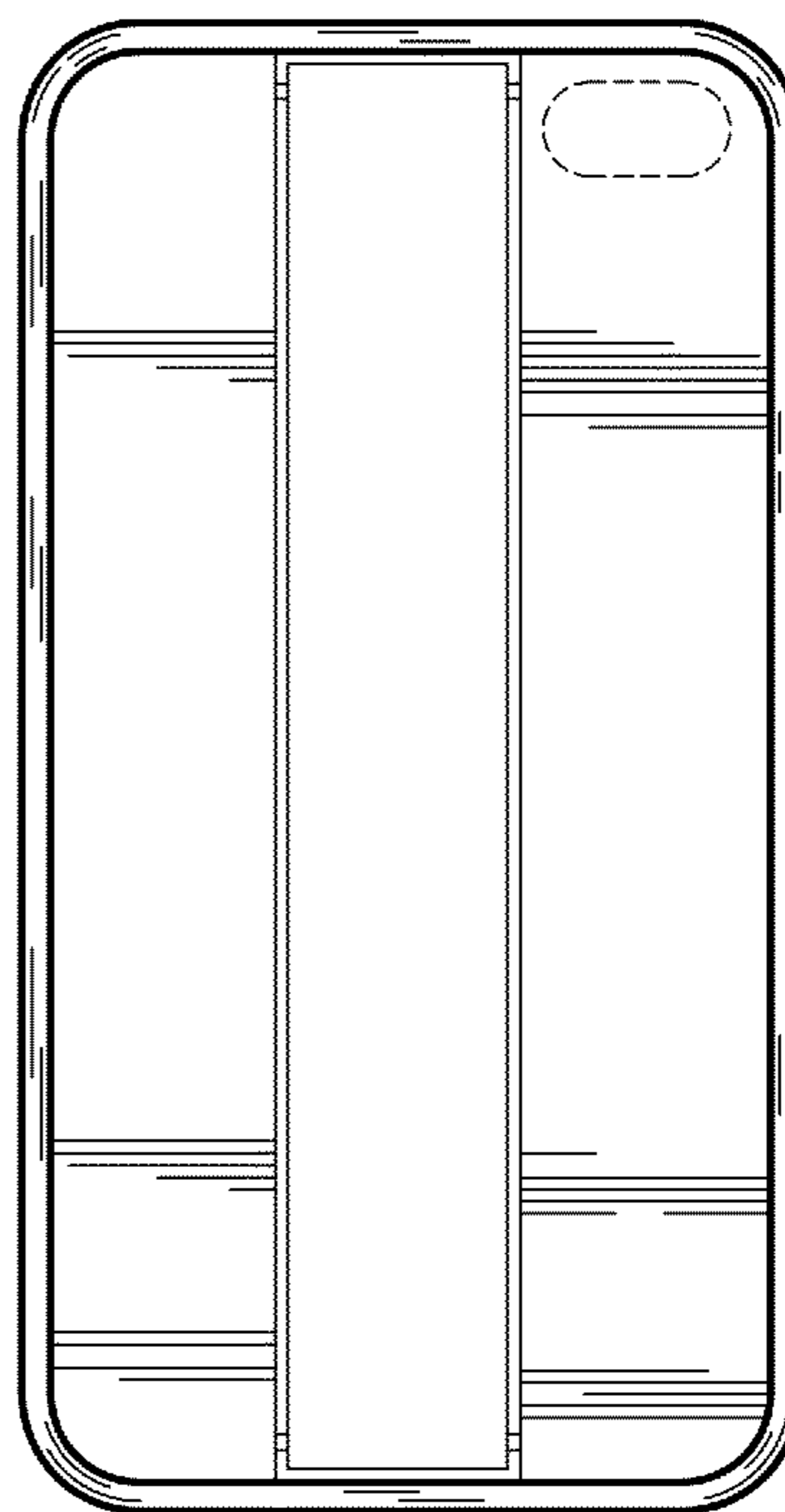
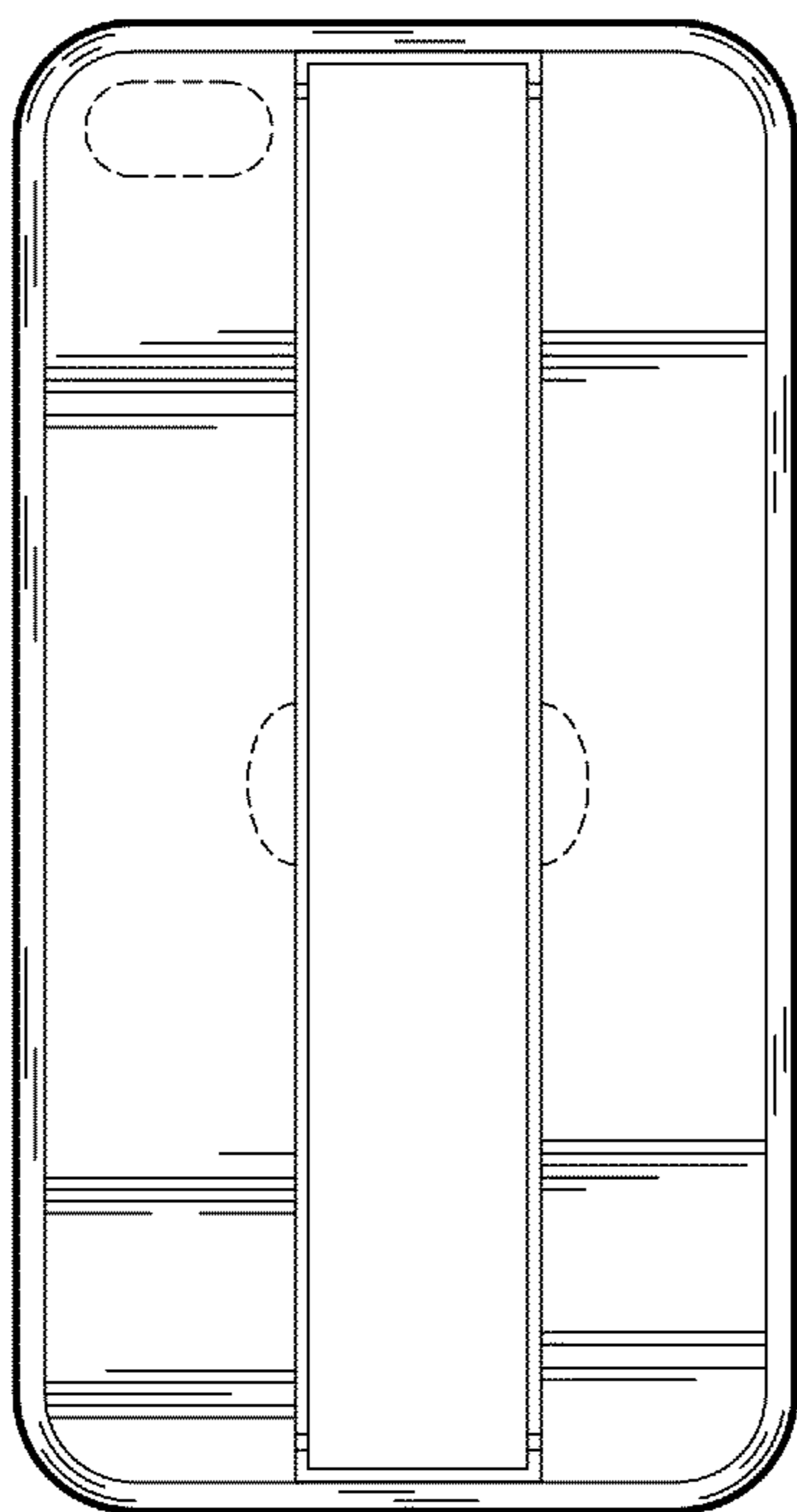
(57) **CLAIM**

The ornamental design for a mobile device case, as shown and described.

DESCRIPTION

FIG. 1 is a back view of a mobile device case showing my new design;
FIG. 2 is a front view thereof;
FIG. 3 is a perspective back view thereof;
FIG. 4 is a perspective front view thereof;
FIG. 5 is an enlarged top view thereof;
FIG. 6 is an enlarged bottom view thereof; and,
FIG. 7 is a side view thereof.
The broken lines indicate unclaimed portions of the article that form no part of the claimed design.

1 Claim, 6 Drawing Sheets



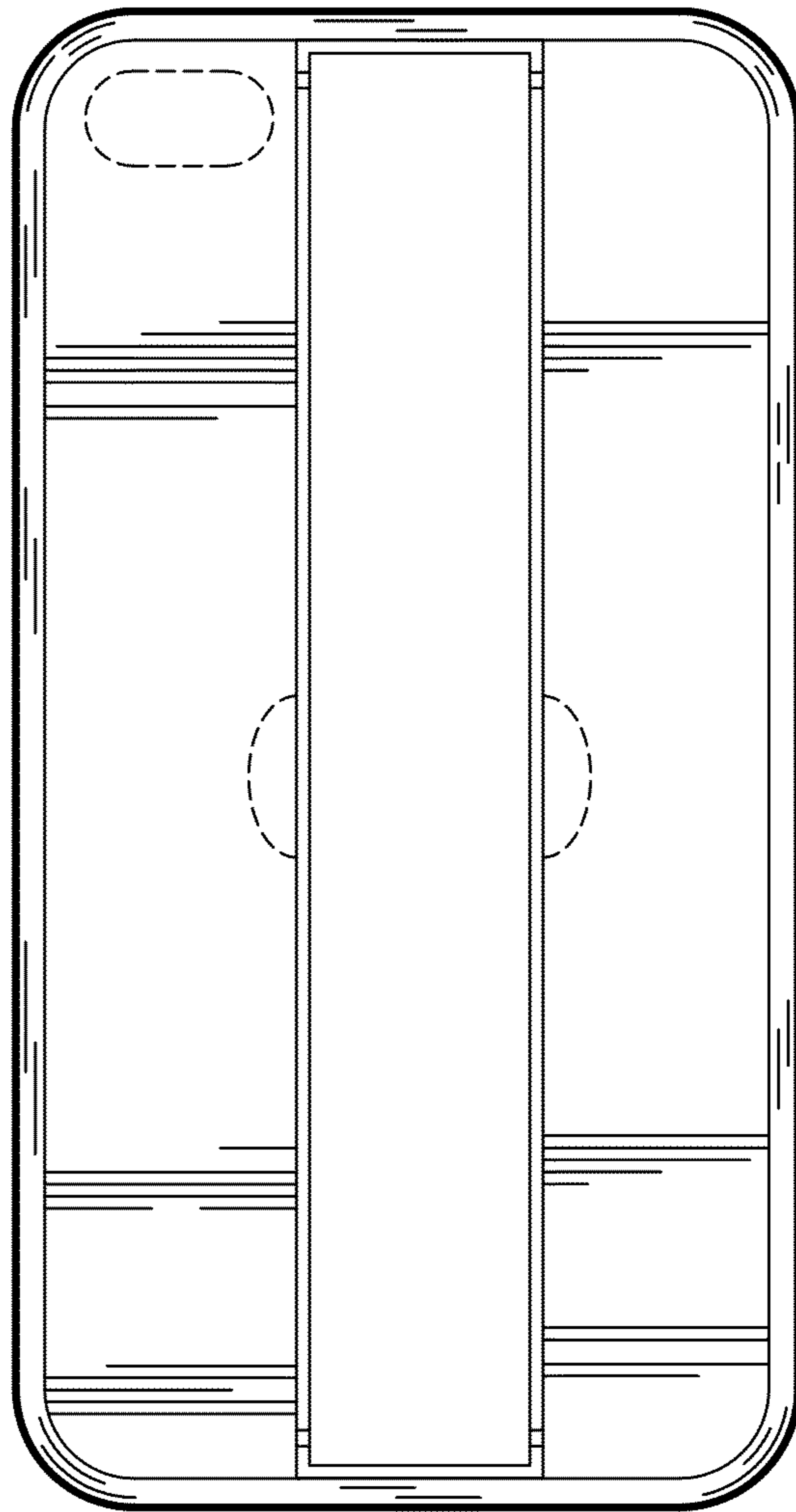


FIG. 1




FIG. 2

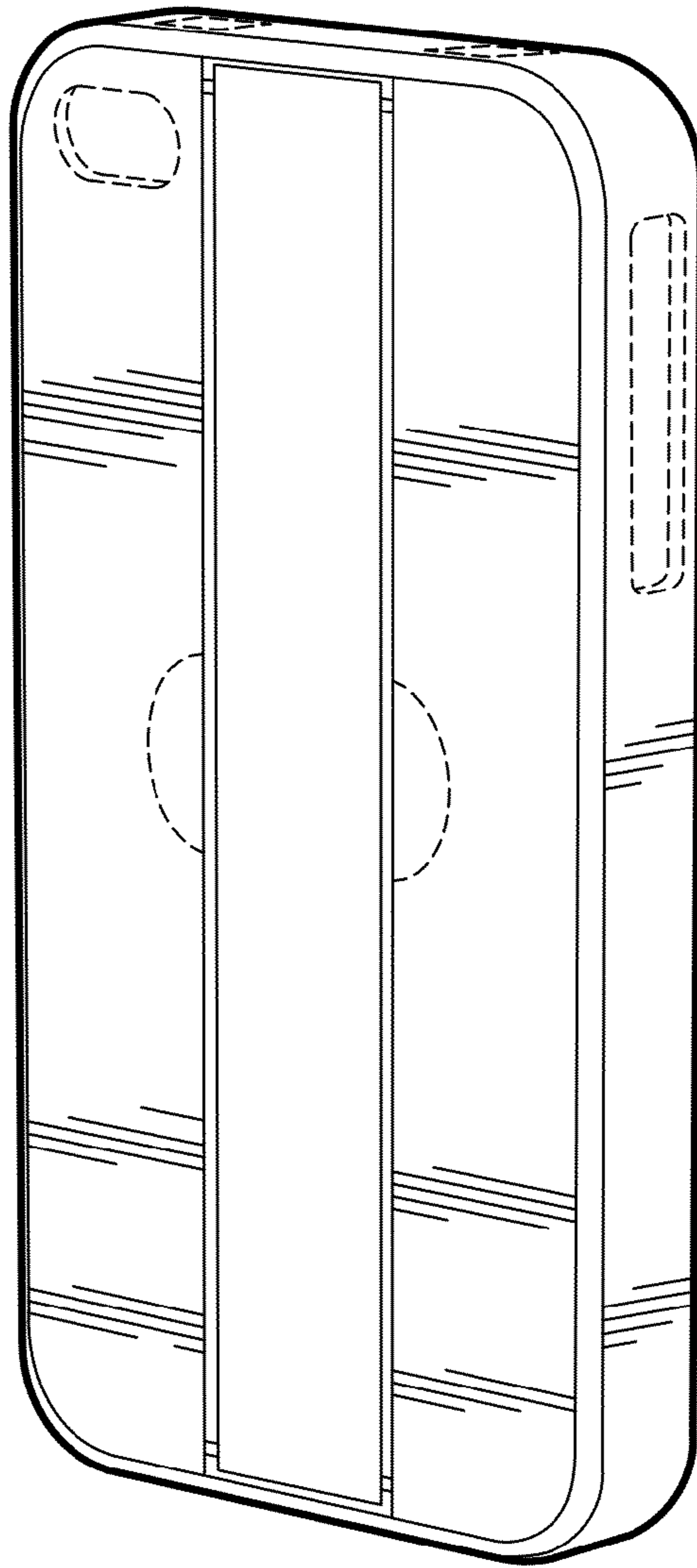


FIG. 3




FIG. 4



FIG. 5

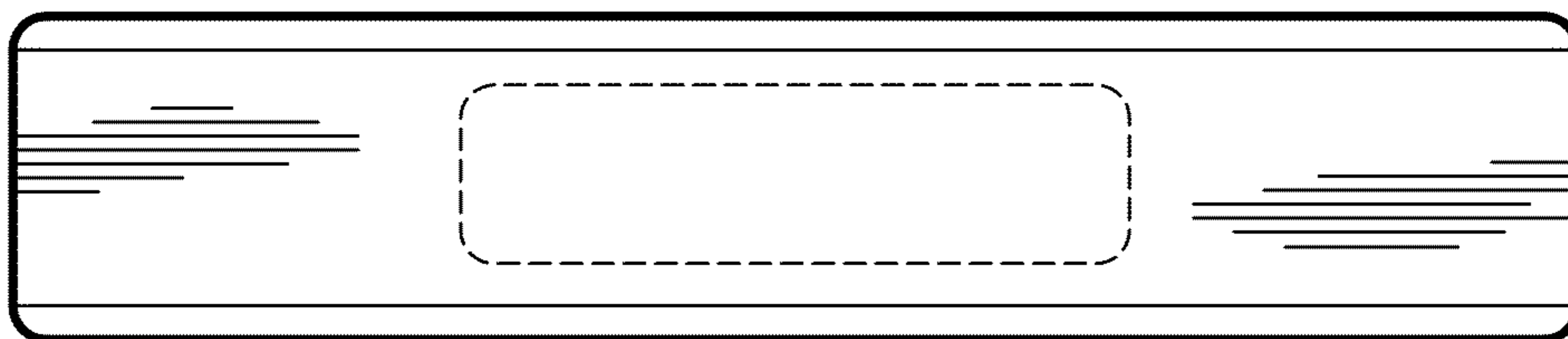


FIG. 6

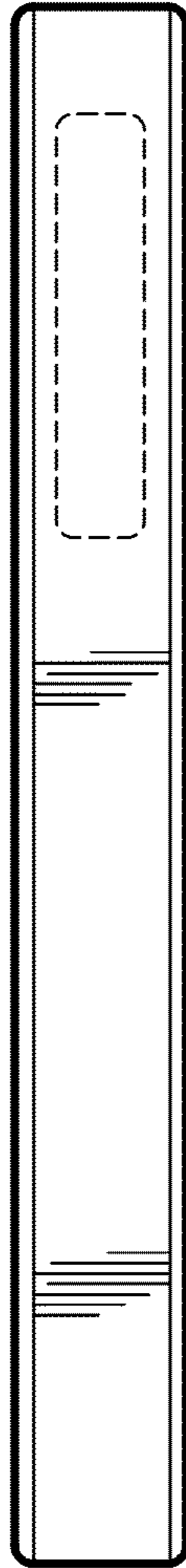


FIG. 7