



US00D717778S

(12) **United States Design Patent**
Zermeno et al.

(10) **Patent No.:** **US D717,778 S**
(45) **Date of Patent:** **** Nov. 18, 2014**

(54) **CASE**

(71) Applicant: **Incipio Technologies, Inc.**, Irvine, CA (US)

(72) Inventors: **David Leon Zermeno**, Long Beach, CA (US); **Derek Bryan Veldkamp**, Huntington Beach, CA (US)

(73) Assignee: **Incipio Technologies, Inc.**, Irvine, CA (US)

(**) Term: **14 Years**

(21) Appl. No.: **29/433,290**

(22) Filed: **Sep. 27, 2012**

(51) **LOC (10) Cl.** **14-03**

(52) **U.S. Cl.**
USPC **D14/250**

(58) **Field of Classification Search**
USPC D14/138 G, 138 AD, 138 AB, 138 AA, D14/203.8, 203.5, 250, 251, 252, 253, 217, D14/496, 440, 346, 248, 238.1, 137, 356; D3/218, 215, 201, 247, 269, 273, 301, D3/303; 220/4.02; 361/679.56; 455/575.1, 455/575.8; 206/305, 320, 251, 45.2
See application file for complete search history.

(56) **References Cited**

U.S. PATENT DOCUMENTS

2,967,714 A	1/1961	Rosario	
D250,974 S	1/1979	Donley et al.	
D262,190 S	* 12/1981	Stanton	D9/732
4,845,863 A	7/1989	Yung-Mao	
D317,255 S	6/1991	Turk	
D337,435 S	7/1993	Kaneko et al.	
5,258,592 A	11/1993	Nishikawa et al.	
D373,762 S	9/1996	Samborsky	
5,755,367 A	5/1998	Yamada	
D437,855 S	2/2001	Sanders	

D442,398 S	5/2001	Waisbrod	
D455,746 S	4/2002	Ronzani et al.	
D489,162 S	5/2004	Dings-Plooij	
D499,546 S	12/2004	Smithers	
6,854,412 B1	2/2005	Courson et al.	
6,938,899 B2	9/2005	Kenney et al.	
7,089,690 B2	8/2006	Krstic	
7,097,233 B2	8/2006	Sogame et al.	
D543,541 S	5/2007	Chung et al.	
7,261,204 B2	8/2007	Zaidi et al.	
D561,204 S	2/2008	Toh	
D561,986 S	2/2008	Horne et al.	
D562,794 S	2/2008	Kim et al.	
D589,486 S	3/2009	He	
D591,753 S	5/2009	Nakano et al.	
D597,089 S	7/2009	Khan et al.	
D598,407 S	8/2009	Richardson et al.	
7,594,576 B2	9/2009	Chen et al.	
D606,311 S	* 12/2009	Lown et al.	D3/303

(Continued)

Primary Examiner — Deanna L Pratt

Assistant Examiner — Lilyana Bekic

(74) *Attorney, Agent, or Firm* — Dickstein Shapiro LLP

(57) **CLAIM**

The ornamental design for a case, as shown and described.

DESCRIPTION

FIG. 1 is a front perspective view of a case.

FIG. 2 is a rear perspective view thereof.

FIG. 3 is a front view thereof.

FIG. 4 is a rear view thereof.

FIG. 5 is a left side view thereof.



FIG. 6 is a right side view thereof.

FIG. 7 is a top end view thereof; and,

FIG. 8 is a bottom end view thereof.

The dash-dash type broken lines illustrate portions of the case which form no part of the claimed design. The dash-dot broken lines define the bounds of the claimed design and form no part thereof.

1 Claim, 6 Drawing Sheets



(56)

References Cited

U.S. PATENT DOCUMENTS

D609,231 S *	2/2010	de Jong et al.	D14/250	D647,519 S	10/2011	Rothbaum et al.	
7,660,053 B2	2/2010	Naitou		D649,144 S	11/2011	Fathollahi	
D611,042 S	3/2010	Ferrari et al.		D654,068 S	2/2012	Monaco et al.	
7,789,228 B2	9/2010	Zenzai		D659,139 S	5/2012	Gengler	
D625,283 S	10/2010	Okada et al.		D662,923 S *	7/2012	Piedra et al.	D14/250
7,807,253 B2	10/2010	Kannankeril		D663,263 S	7/2012	Gupta et al.	
D632,288 S *	2/2011	Fahrendorff et al.	D14/250	D665,762 S	8/2012	Fujimura et al.	
D632,686 S	2/2011	Magness et al.		D668,246 S	10/2012	Fathollahi	
D634,313 S	3/2011	Fitzpatrick et al.		D682,816 S *	5/2013	Fathollahi	D14/250
D634,314 S *	3/2011	Fahrendorff et al.	D14/250	D685,776 S *	7/2013	Bau	D14/250
7,949,242 B2	5/2011	Yang et al.		D694,906 S *	12/2013	Priebe et al.	D24/229
D640,679 S	6/2011	Wiles et al.		D695,633 S *	12/2013	Priebe et al.	D9/732
D641,756 S	7/2011	Hsieh et al.		2006/0052064 A1	3/2006	Goradesky	
8,008,591 B2	8/2011	Shi et al.		2006/0086639 A1 *	4/2006	Priebe et al.	206/528
D645,441 S	9/2011	Choe et al.		2006/0098966 A1	5/2006	Takahashi et al.	
8,016,107 B2	9/2011	Emsky		2009/0139010 A1	6/2009	Bevier	
				2010/0051712 A1	3/2010	Lebeck	
				2010/0147737 A1	6/2010	Richardson et al.	

* cited by examiner




FIG. 1

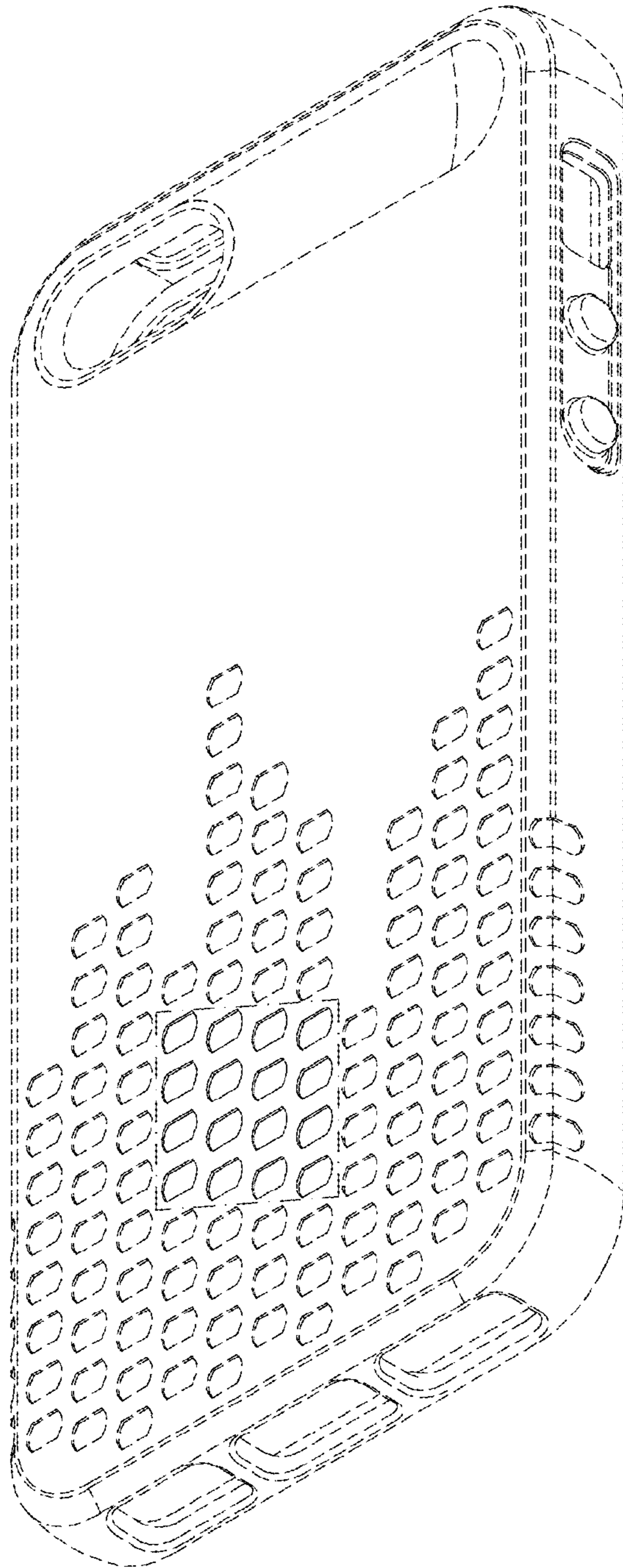


FIG. 2




FIG. 3

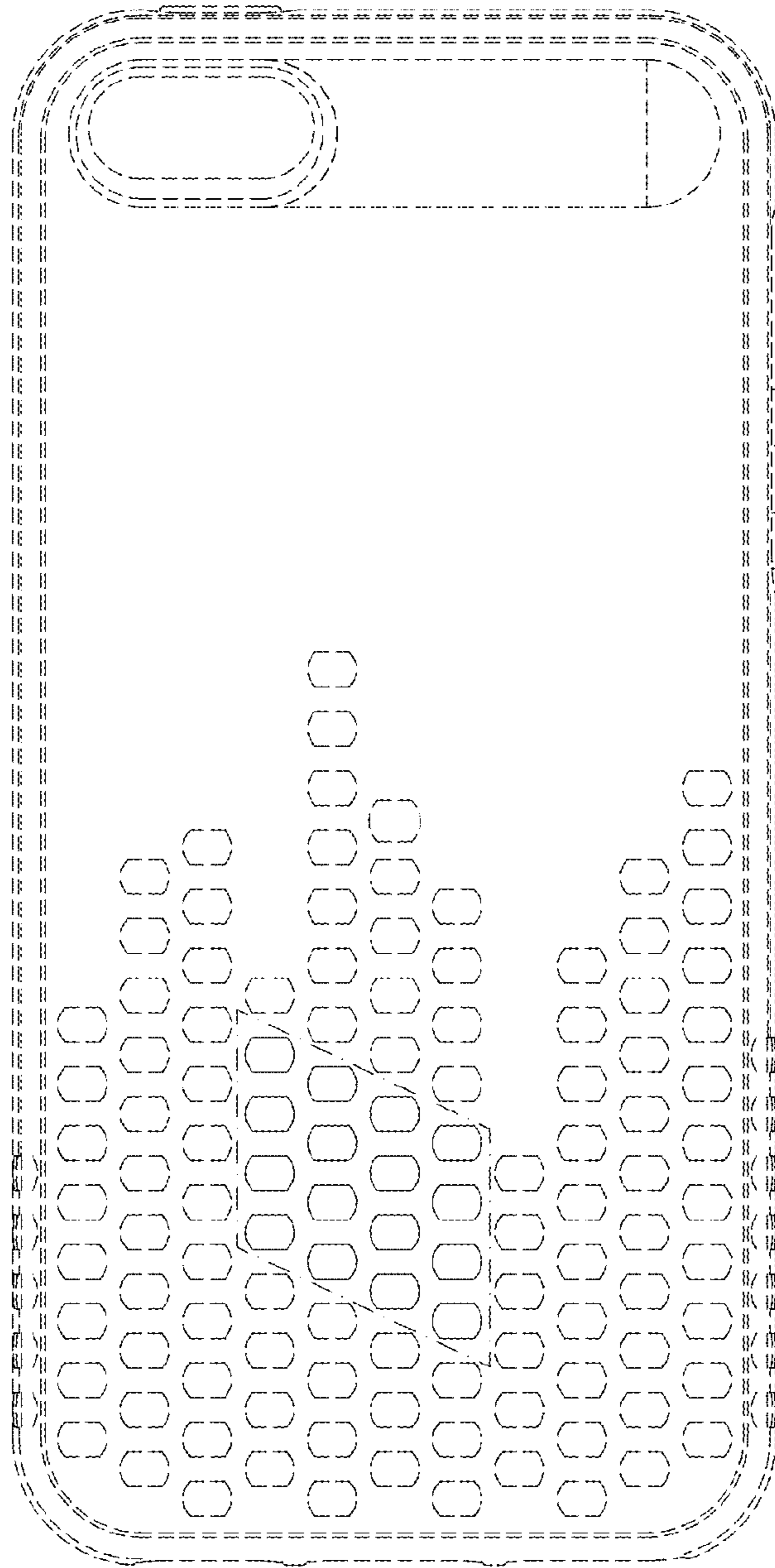


FIG. 4



FIG. 5




FIG. 6




FIG. 7

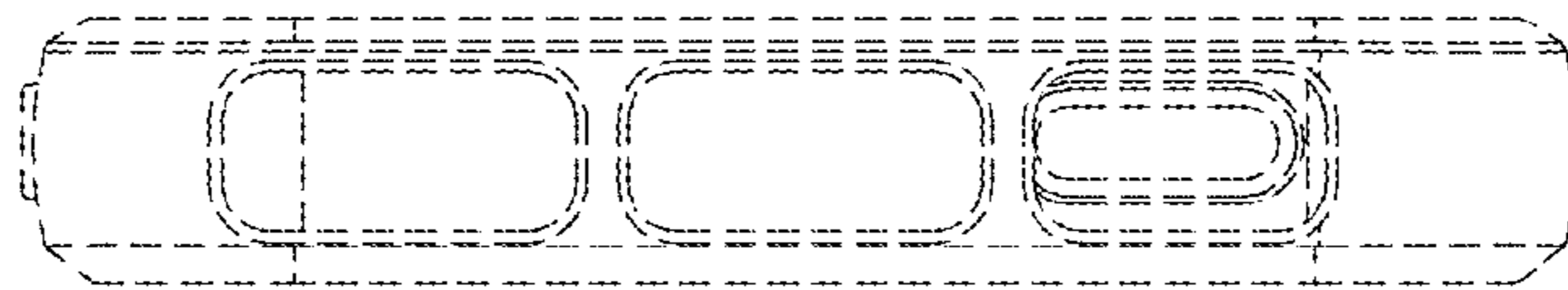


FIG. 8