



US00D717774S

(12) **United States Design Patent**
Fathollahi

(10) **Patent No.:** **US D717,774 S**
(45) **Date of Patent:** **** Nov. 18, 2014**

(54) **CASE**

(75) Inventor: **Andy Fathollahi**, Corona Del Mar, CA
(US)

(73) Assignee: **Incipio Technologies, Inc.**, Irvine, CA
(US)

(**) Term: **14 Years**

(21) Appl. No.: **29/427,726**

(22) Filed: **Jul. 20, 2012**

(51) **LOC (10) Cl.** **14-03**

(52) **U.S. Cl.**
USPC **D14/250**

(58) **Field of Classification Search**
USPC D14/138 G, 138 AD, 138 AB, 138 AA,
D14/203.8, 203.5, 250, 251, 252, 253, 217,
D14/496, 440, 346, 248, 238.1, 137, 356;
D3/218, 215, 201, 247, 269, 273, 301,
D3/303; 220/4.02; 361/679.56; 455/575.1,
455/575.8; 206/305, 320, 251, 45.2

See application file for complete search history.

(56) **References Cited**

U.S. PATENT DOCUMENTS

D250,974 S	1/1979	Donley et al.
D337,435 S	7/1993	Kaneko et al.
D373,762 S	9/1996	Samborsky
5,755,367 A	5/1998	Yamada
D437,855 S	2/2001	Sanders
D442,398 S	5/2001	Waisbrod
D499,546 S	12/2004	Smithers
D543,541 S	5/2007	Chung et al.
D562,794 S	2/2008	Kim et al.
D575,056 S	8/2008	Tan

D591,262 S	4/2009	Ko et al.
D591,753 S	5/2009	Nakano et al.
D593,056 S *	5/2009	Ooi D14/138 AB
D597,089 S	7/2009	Khan et al.
D598,407 S	8/2009	Richardson et al.
7,660,053 B2	2/2010	Naitou
D618,231 S *	6/2010	Fahrendorff et al. D14/250
7,789,228 B2	9/2010	Zenzai
7,807,253 B2	10/2010	Kannankeril
D631,462 S *	1/2011	Kim et al. D14/138 AB
D631,463 S *	1/2011	Kim et al. D14/138 AB
D631,877 S *	2/2011	Rak et al. D14/250
D632,686 S	2/2011	Magness et al.

(Continued)

Primary Examiner — Deanna L Pratt

Assistant Examiner — Lilyana Bekic

(74) *Attorney, Agent, or Firm* — Dickstein Shapiro LLP

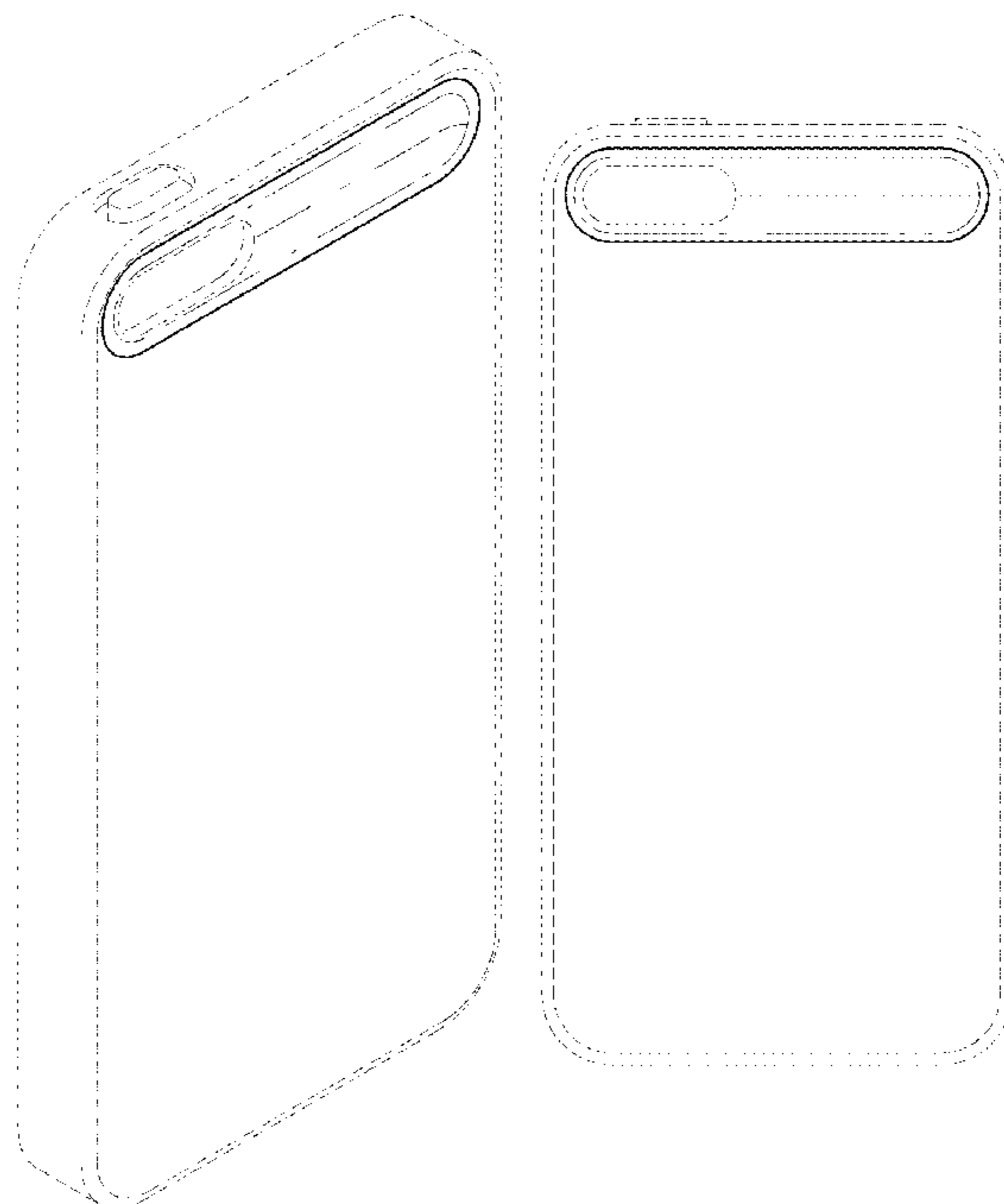
(57) **CLAIM**

I claim the ornamental design for a case, as shown and described.

DESCRIPTION

FIG. 1 is a rear top perspective view of a case;
FIG. 2 is a rear bottom perspective view of the case of FIG. 1;
FIG. 3 is a front perspective view of the case of FIG. 1;
FIG. 4 is a front view of the case of FIG. 1;
FIG. 5 is a rear view of the case of FIG. 1;
FIG. 6 is a left side view of the case of FIG. 1;
FIG. 7 is a right side view of the case of FIG. 1;
FIG. 8 is a top end view of the case of FIG. 1; and,
FIG. 9 is a bottom end view of the case of FIG. 1.
The broken lines in FIGS. 1-9 having a dash-dash configuration illustrate portions of the case which form no part of the claimed design.

1 Claim, 5 Drawing Sheets



(56)

References Cited

U.S. PATENT DOCUMENTS

D634,313 S 3/2011 Fitzpatrick et al.
 7,949,242 B2 5/2011 Yang et al.
 D641,014 S 7/2011 Smith et al.
 8,008,591 B2 8/2011 Shi et al.
 D645,441 S 9/2011 Choe et al.
 D647,519 S 10/2011 Rothbaum et al.
 D652,403 S * 1/2012 Fahlgren et al. D14/138 G
 D654,068 S 2/2012 Monaco et al.
 D662,923 S * 7/2012 Piedra et al. D14/250
 D663,263 S * 7/2012 Gupta et al. D13/103

D665,735 S 8/2012 Kang et al.
 D669,445 S * 10/2012 Yeon et al. D14/138 AD
 D673,547 S * 1/2013 Melanson et al. D14/250
 D679,269 S * 4/2013 Fahlgren et al. D14/248
 D679,271 S * 4/2013 Liu D14/250
 D680,107 S * 4/2013 Piedra et al. D14/250
 D684,959 S * 6/2013 Fahrendorff et al. D14/250
 D685,776 S * 7/2013 Bau D14/250
 D704,688 S * 5/2014 Reivo et al. D14/250
 D707,216 S * 6/2014 Lee D14/250
 2011/0036876 A1 2/2011 Fathollahi
 2013/0257240 A1* 10/2013 Hong 312/223.1

* cited by examiner




FIG. 3



FIG. 2




FIG. 1




FIG. 4



FIG. 5



FIG. 6




FIG. 7




FIG. 8




FIG. 9