



US00D717773S

(12) **United States Design Patent**
Fathollahi

(10) **Patent No.:** **US D717,773 S**

(45) **Date of Patent:** **** Nov. 18, 2014**

(54) **CASE**

(75) Inventor: **Andy Fathollahi**, Corona Del Mar, CA
(US)

(73) Assignee: **Incipio Technologies, Inc.**, Irvine, CA
(US)

(**) Term: **14 Years**

(21) Appl. No.: **29/427,479**

(22) Filed: **Jul. 18, 2012**

(51) **LOC (10) Cl.** **14-03**

(52) **U.S. Cl.**
USPC **D14/250**

(58) **Field of Classification Search**
CPC H04M 1/185; H04M 1/0283; H04M 1/04;
H04B 1/3888; A45C 2011/002
USPC D14/138 G, 138 AD, 138 AB, 138 AA,
D14/203.8, 203.5, 250, 251, 252, 253, 217,
D14/496, 440, 346, 248, 238.1, 137, 356;
D3/218, 215, 201, 247, 269, 273, 301,
D3/303; 220/4.02; 361/679.56; 455/575.1,
455/575.8; 206/305, 320, 251, 45.2
See application file for complete search history.

(56) **References Cited**

U.S. PATENT DOCUMENTS

D250,974 S	1/1979	Donley et al.
D337,435 S	7/1993	Kaneko et al.
D354,620 S	1/1995	King et al.
D373,762 S	9/1996	Samborsky
5,755,367 A	5/1998	Yamada
D437,855 S	2/2001	Sanders
D442,398 S	5/2001	Waisbrod
D499,546 S	12/2004	Smithers
D503,532 S	4/2005	Andre et al.
D543,541 S	5/2007	Chung et al.
D559,826 S	1/2008	Lee

D562,794 S	2/2008	Kim et al.
D565,290 S	4/2008	Brandenburg et al.
D575,056 S	8/2008	Tan
D586,851 S	2/2009	Lapsker
D589,486 S	3/2009	He
D591,262 S	4/2009	Ko et al.
D591,753 S	5/2009	Nakano et al.
D593,319 S	6/2009	Richardson et al.
D597,089 S	7/2009	Khan et al.
D598,407 S	8/2009	Richardson et al.
D603,603 S	11/2009	Laine et al.
D609,463 S	2/2010	Bullen
D609,464 S	2/2010	Bullen
D609,900 S	2/2010	Behar et al.
7,660,053 B2	2/2010	Naitou
D610,807 S	3/2010	Bau
D616,361 S	5/2010	Huang
D623,640 S *	9/2010	Freeman D14/250
7,789,228 B2	9/2010	Zenzai
7,807,253 B2	10/2010	Kannankeril

(Continued)

Primary Examiner — Deanna L Pratt
Assistant Examiner — Lilyana Bekic
(74) *Attorney, Agent, or Firm* — Dickstein Shapiro LLP

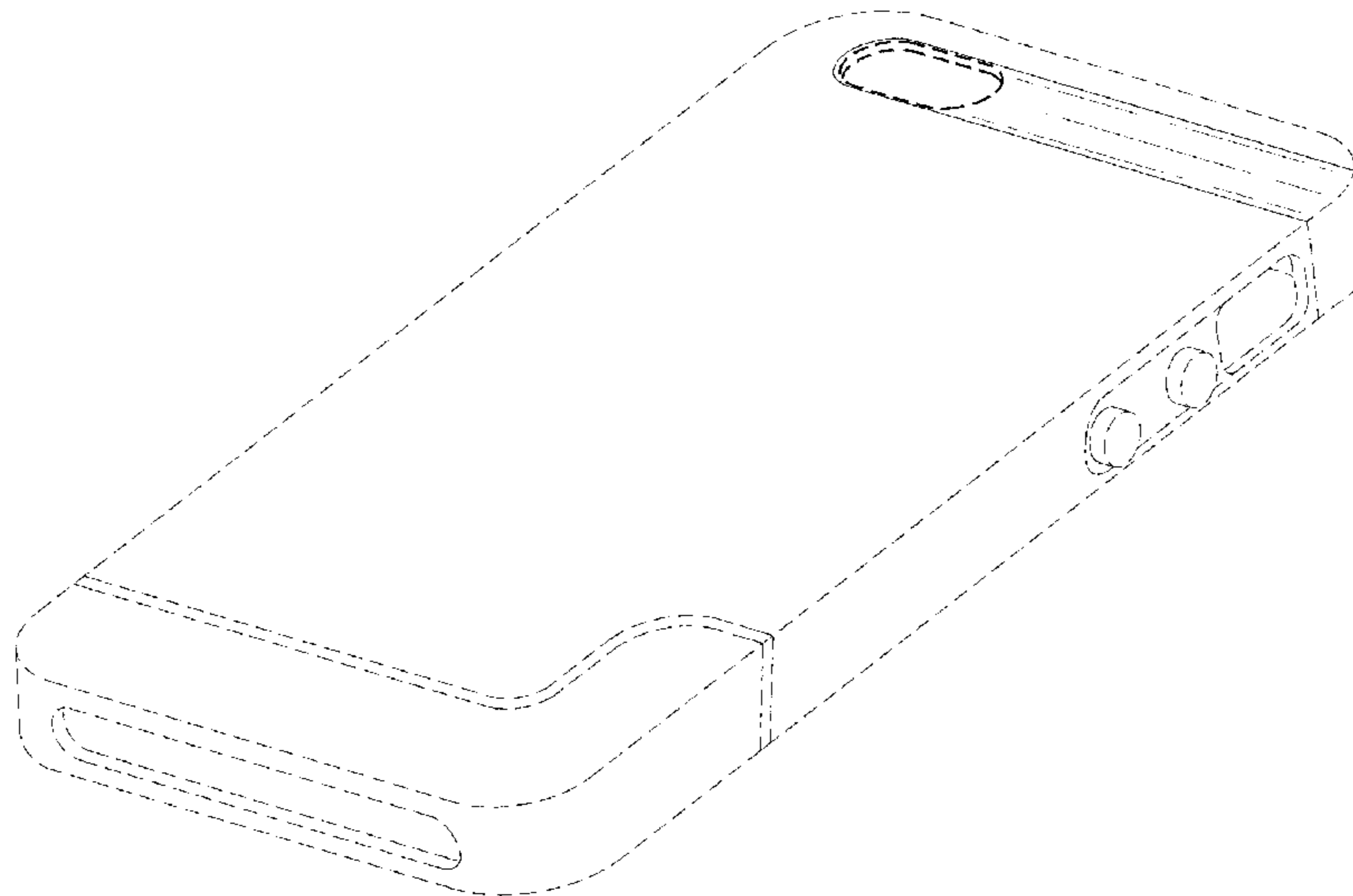
(57) **CLAIM**

I claim the ornamental design for a case, as shown and described.

DESCRIPTION

FIG. 1 is a front perspective view of a case;
FIG. 2 is a rear perspective view thereof;
FIG. 3 is a front view thereof;
FIG. 4 is a rear view thereof;
FIG. 5 is a left side view thereof;
FIG. 6 is a right side view thereof;
FIG. 7 is a top end view thereof; and,
FIG. 8 is a bottom end view thereof.
The broken lines in the drawings illustrate portions of the case which form no part of the claimed design.

1 Claim, 5 Drawing Sheets



(56)

References Cited

U.S. PATENT DOCUMENTS

D632,686 S 2/2011 Magness et al.
D634,313 S 3/2011 Fitzpatrick et al.
7,949,242 B2 5/2011 Yang et al.
D641,014 S 7/2011 Smith et al.
D641,756 S 7/2011 Hsieh et al.
D641,974 S 7/2011 Stampfli
8,008,591 B2 8/2011 Shi et al.
D645,441 S 9/2011 Choe et al.

D647,519 S 10/2011 Rothbaum et al.
D652,031 S 1/2012 Fahrendorff et al.
D653,202 S * 1/2012 Hasbrook et al. D13/103
D654,068 S 2/2012 Monaco et al.
D654,069 S 2/2012 Kwon et al.
D658,165 S * 4/2012 Freeman D14/250
D663,263 S 7/2012 Gupta et al.
D665,735 S 8/2012 Kang et al.
D685,776 S * 7/2013 Bau D14/250
D700,598 S * 3/2014 Kim D14/250
2011/0036876 A1 2/2011 Fathollahi

* cited by examiner

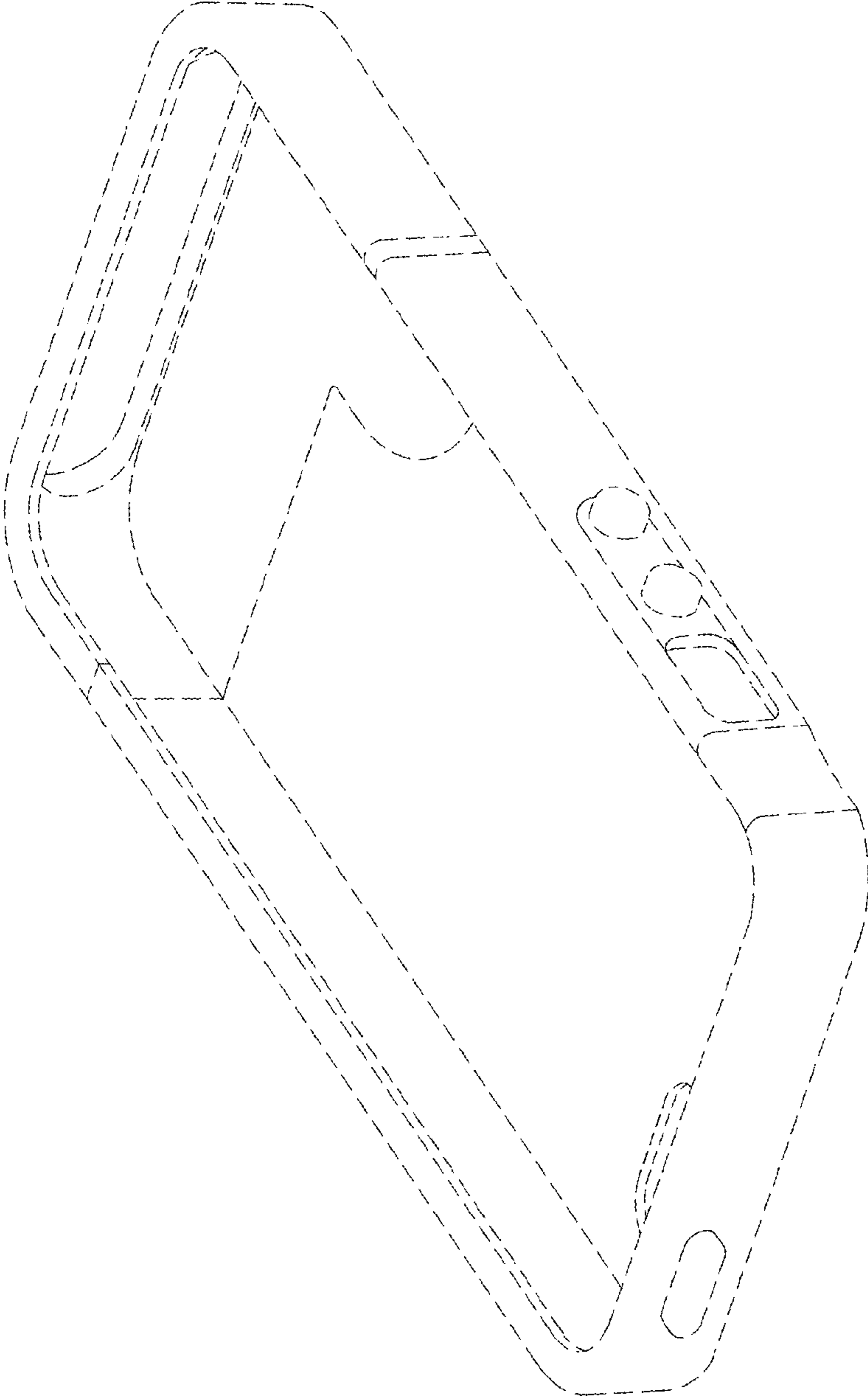


FIG. 1

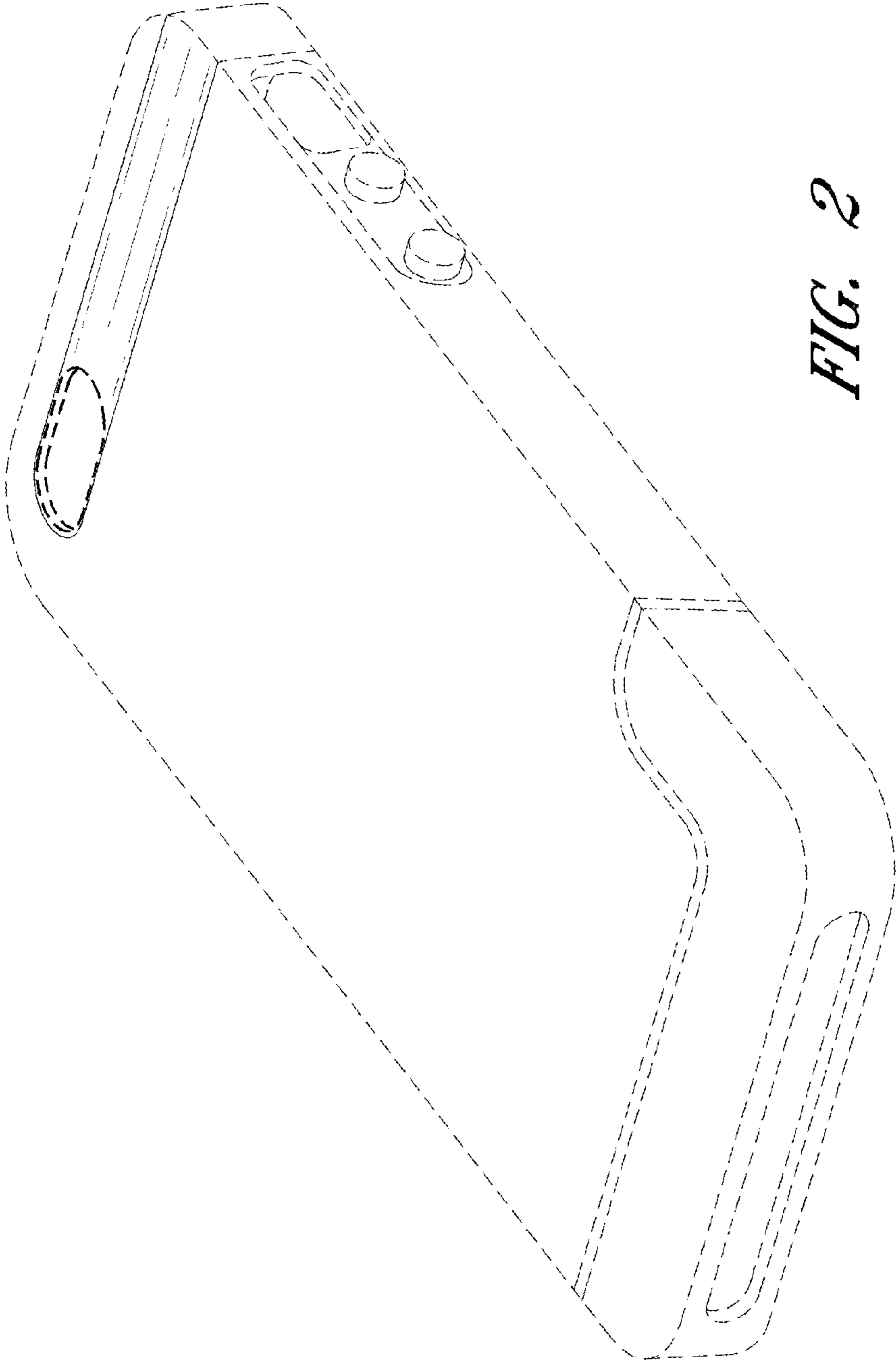


FIG. 2

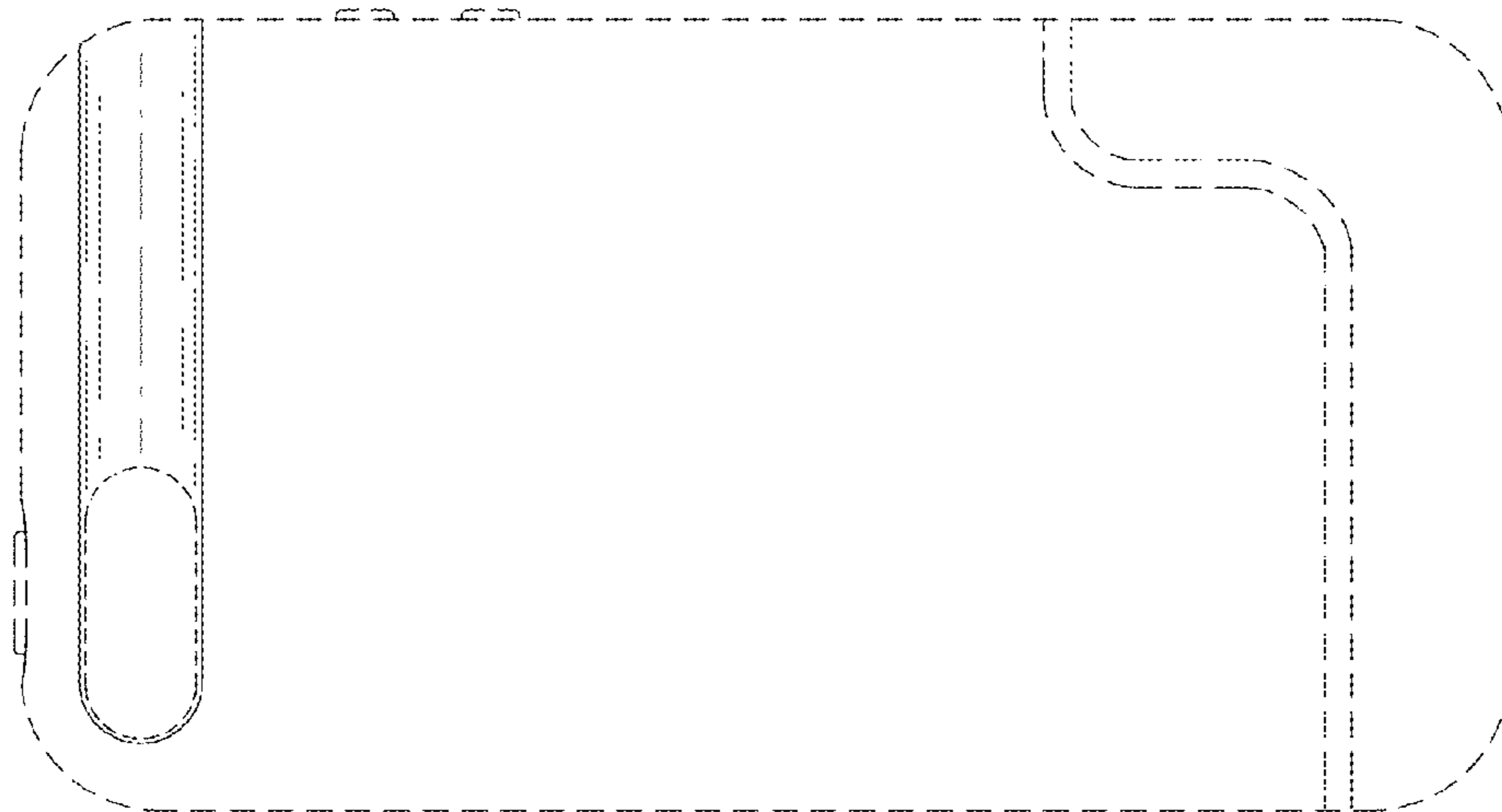


FIG. 4

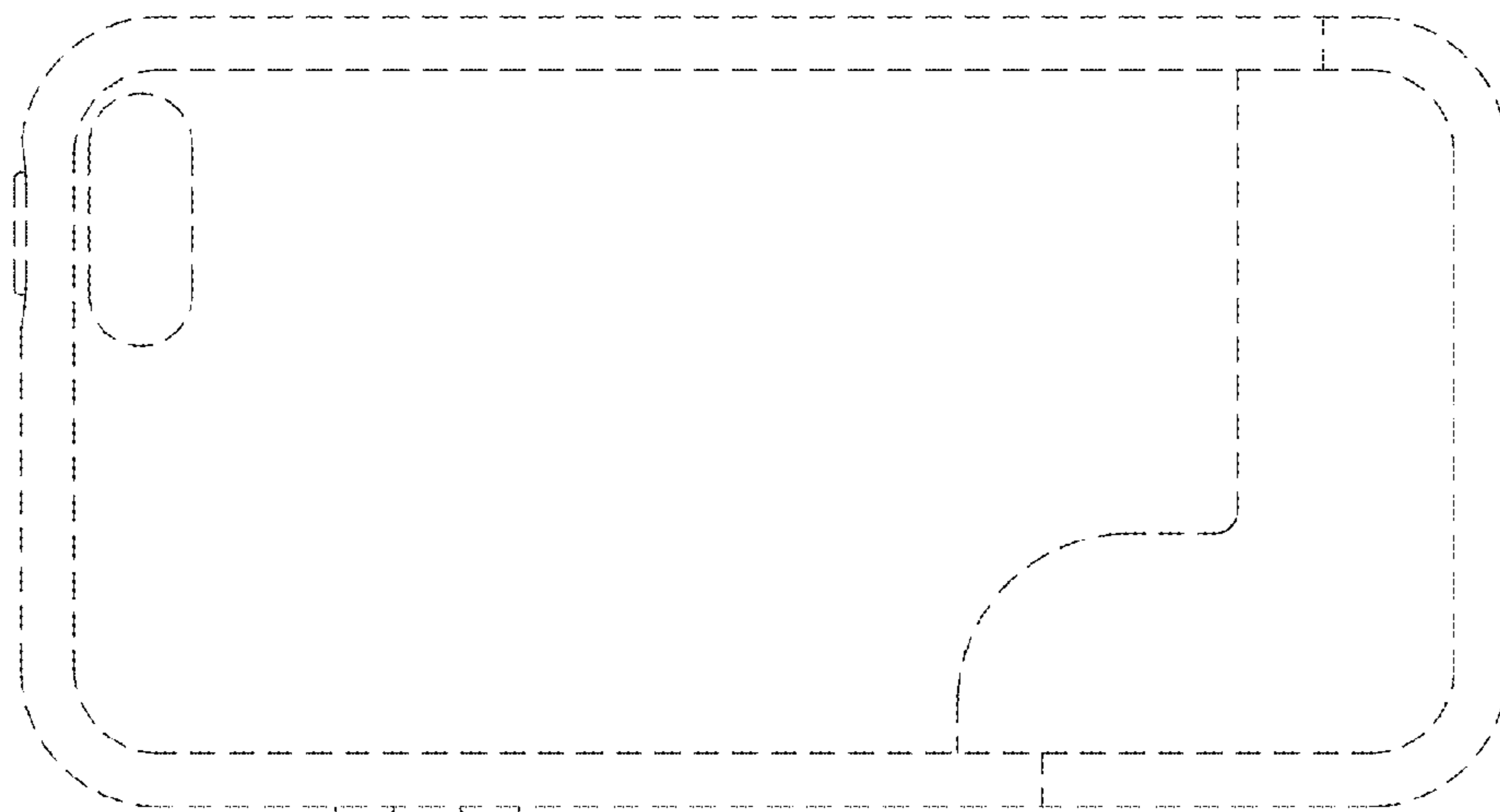


FIG. 3




FIG. 5




FIG. 6



FIG. 7



FIG. 8