



US00D717759S

(12) **United States Design Patent**
Choi et al.

(10) **Patent No.:** **US D717,759 S**

(45) **Date of Patent:** **** Nov. 18, 2014**

(54) **MOBILE PHONE**

(71) Applicant: **LG Electronics Inc.**, Seoul (KR)

(72) Inventors: **Wonsang Choi**, Yongin-si (KR);
Dongsoon Kim, Yongin-si (KR)

(73) Assignee: **LG Electronics Inc.**, Seoul (KR)

(**) Term: **14 Years**

(21) Appl. No.: **29/480,235**

(22) Filed: **Jan. 24, 2014**

(30) **Foreign Application Priority Data**

Jul. 26, 2013 (KR) 30-2013-0038933

(51) **LOC (10) Cl.** **14-03**

(52) **U.S. Cl.**
USPC **D14/138 R**; D14/344; D10/38

(58) **Field of Classification Search**
CPC H04B 1/03; H04B 1/385; G04G 17/083
USPC D14/140, 137, 138 R, 138 AB, 139, 155,
D14/191, 192, 203.1, 203.3, 203.4, 203.5,
D14/203.7, 248, 226, 218, 144, 240, 344,
D14/440, 341, 346, 448, 450, 496;
D10/30-39, 70, 65, 78, 104.1, 104.2,
D10/125; D11/3-5, 12, 19, 25; D13/168;
D8/354, 366, 402, 499; D3/215;
D15/199; 381/364, 151; 379/433.1;
455/575.1, 556.1, 556.2, 558, 575.3,
455/575.4, 575.6, 90.3; 368/10, 13, 69,
368/223; D21/329; D24/167

See application file for complete search history.

(56) **References Cited**

U.S. PATENT DOCUMENTS

D244,916 S * 7/1977 Ueno D10/38
D278,686 S * 5/1985 Mathez D10/39

D323,127 S * 1/1992 Kawashima D10/39
5,329,501 A * 7/1994 Meister et al. 368/10
D355,613 S * 2/1995 Takani et al. D10/39
D355,615 S * 2/1995 Atagi D10/39
D368,229 S * 3/1996 Crocco D10/30
5,596,551 A * 1/1997 Born et al. 368/10
D381,920 S * 8/1997 Galli D10/30

(Continued)

OTHER PUBLICATIONS

Wrist type mobile devices 001 (1/8-Designs- © Questel). orbit.com [online] 63 pages. Uploaded range from 2007-2014 [retrieved on Sep. 22, 2014]. Retrieved from Internet: <http://sobjprd.questel.fr/export/QPTUJ214/pdf2/2f78fa37-6e03-40fa-b853-941e65da78d9-175438.pdf.*

(Continued)

Primary Examiner — Susan Bennett Hattan

Assistant Examiner — Marie Fast Horse

(74) *Attorney, Agent, or Firm* — Birch, Stewart, Kolasch & Birch, LLP

(57) **CLAIM**

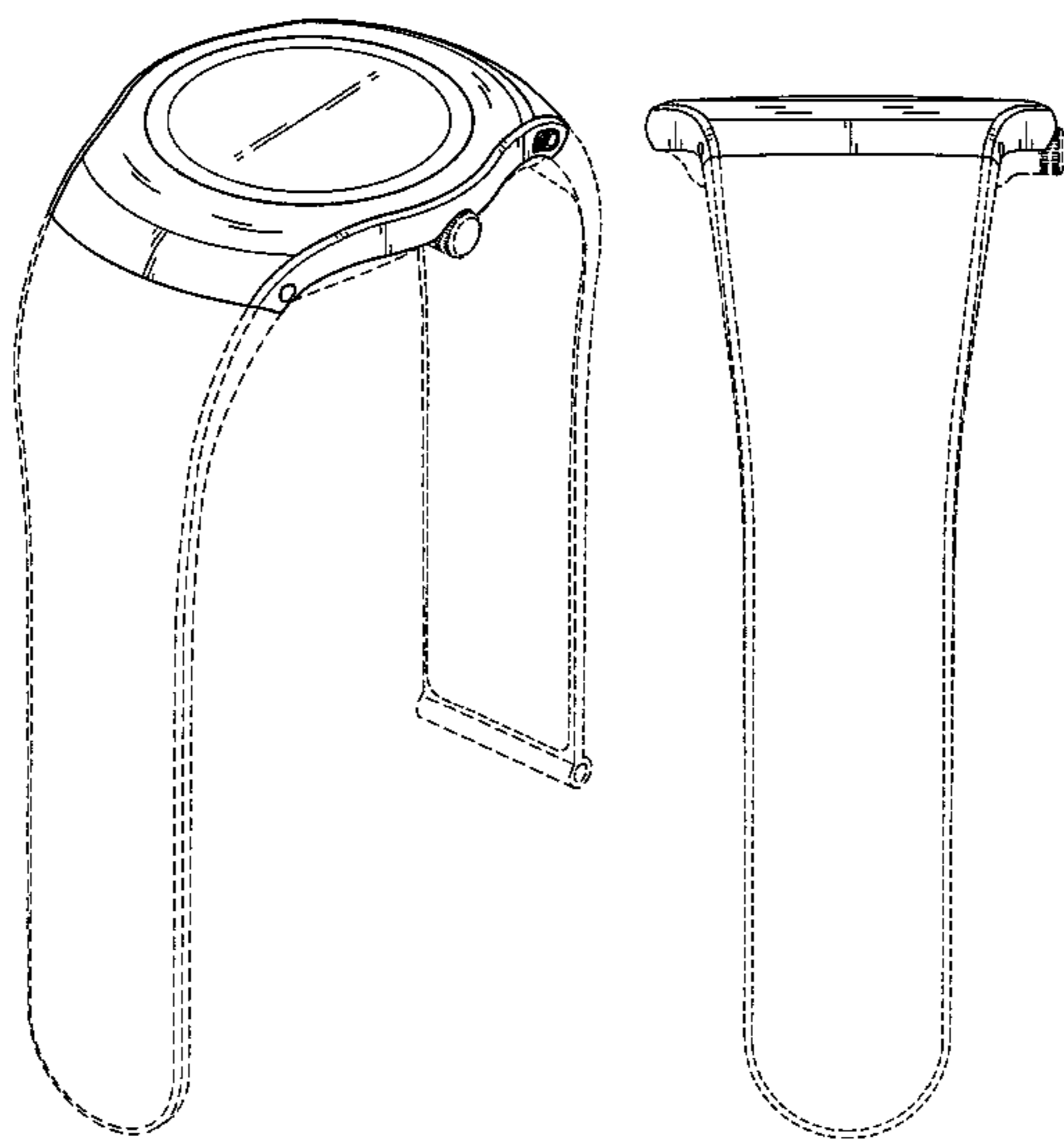
The ornamental design for a mobile phone, as shown and described.

DESCRIPTION

FIG. 1 is a perspective view of a mobile phone showing our new design;
FIG. 2 is a front view thereof;
FIG. 3 is a rear view thereof;
FIG. 4 is a left side view thereof;
FIG. 5 is a right side view thereof;
FIG. 6 is a top plan view thereof; and,
FIG. 7 is a bottom plan view thereof.

The broken lines depict portions of the mobile phone that form no part of the claimed design. The dash-dot broken lines define the bounds of the claimed design and form no part thereof.

1 Claim, 7 Drawing Sheets



(56)

References Cited

U.S. PATENT DOCUMENTS

D388,000 S * 12/1997 Molineri D10/30
 D389,070 S * 1/1998 Galli D10/30
 5,721,713 A * 2/1998 Bornand 368/10
 D391,861 S * 3/1998 Houlihan et al. D10/30
 D395,241 S * 6/1998 Galli D10/30
 D398,540 S * 9/1998 Lee D10/30
 D399,758 S * 10/1998 Mendoza D10/30
 D402,565 S * 12/1998 Sato et al. D10/32
 5,883,861 A * 3/1999 Moser et al. 368/10
 5,974,000 A * 10/1999 Pfeil 368/10
 D416,204 S * 11/1999 Hsu D10/30
 D424,451 S * 5/2000 Houlihan D10/30
 D427,915 S * 7/2000 Erediano D10/30
 6,094,403 A * 7/2000 Tran et al. 368/10
 D429,651 S * 8/2000 Ventrella D10/30
 6,168,055 B1 * 1/2001 Grados 224/152
 6,185,157 B1 * 2/2001 Farine 368/10
 6,192,253 B1 * 2/2001 Charlier et al. 455/575.7
 D439,526 S * 3/2001 Ramos, Jr. D10/30
 D441,303 S * 5/2001 Hanagata D10/30
 D445,345 S * 7/2001 Ramos, Jr. D10/30
 D451,825 S * 12/2001 Hanagata D10/30
 6,335,906 B1 * 1/2002 Engelmann 368/10
 D456,277 S * 4/2002 Streltsov D10/30
 6,366,538 B1 * 4/2002 Anderson et al. 368/10
 D458,153 S * 6/2002 Gensini D10/30
 D462,622 S * 9/2002 Sugisawa D10/30
 D462,623 S * 9/2002 Fujihara D10/30
 6,535,461 B1 * 3/2003 Karhu 368/10
 D472,820 S * 4/2003 Ditullo et al. D10/30
 D496,868 S * 10/2004 Yamamoto D10/30
 D512,922 S * 12/2005 Yan D10/32
 6,990,047 B1 * 1/2006 Barbagiovanni et al. 368/10
 D517,433 S * 3/2006 Jorst et al. D10/39
 D526,216 S * 8/2006 Tomimatsu D10/39
 7,113,451 B1 * 9/2006 Matthey 368/10
 D535,198 S * 1/2007 Maeder D10/32
 7,215,600 B1 * 5/2007 DeRosa 368/10
 D559,125 S * 1/2008 Figueiredo D10/38
 D564,366 S * 3/2008 Yeh et al. D10/30
 7,372,778 B2 * 5/2008 Klopfenstein et al. 368/10
 D579,791 S * 11/2008 Hoshino D10/38

7,447,118 B1 * 11/2008 Matos 368/10
 D591,180 S * 4/2009 Monachon D10/39
 D626,017 S * 10/2010 Ahlstrom D10/31
 D631,377 S * 1/2011 Jorst et al. D10/39
 7,954,680 B2 * 6/2011 Ishihara et al. 224/177
 D650,705 S * 12/2011 Blank D10/32
 D653,565 S * 2/2012 Hegi D10/38
 D653,968 S * 2/2012 Blank D10/32
 D661,206 S * 6/2012 Register et al. D10/38
 D674,710 S * 1/2013 Monachon D10/32
 D681,482 S * 5/2013 Ramos, Jr. D10/38
 D684,066 S * 6/2013 Messmer et al. D10/39
 8,773,847 B2 * 7/2014 Byun et al. 361/679.03
 2001/0055243 A1 * 12/2001 Haywood 368/10
 2002/0027832 A1 * 3/2002 Engelmann 368/10
 2002/0110049 A1 * 8/2002 Ting 368/10
 2003/0081506 A1 * 5/2003 Karhu 368/10
 2003/0103413 A1 * 6/2003 Jacobi et al. 368/10
 2004/0013042 A1 * 1/2004 Farine 368/10
 2004/0081025 A1 * 4/2004 Chen 368/10
 2006/0211410 A1 * 9/2006 Deniau et al. 455/412.1
 2007/0210975 A1 * 9/2007 Someya et al. 343/788
 2007/0232373 A1 * 10/2007 Yoshida et al. 455/575.6
 2008/0004510 A1 * 1/2008 Tanzawa et al. 600/301
 2008/0089182 A1 * 4/2008 Scheybal 368/10
 2009/0022014 A1 * 1/2009 Gracia et al. 368/311
 2010/0214877 A1 * 8/2010 Turk 368/10
 2011/0128824 A1 * 6/2011 Downey et al. 368/14
 2012/0099406 A1 * 4/2012 Lau et al. 368/69
 2012/0170423 A1 * 7/2012 Fujisawa 368/10
 2012/0320715 A1 * 12/2012 Maruyama 368/10
 2013/0088942 A1 * 4/2013 Perko et al. 368/278
 2013/0163390 A1 * 6/2013 Gossweiler et al. 368/14
 2013/0250735 A1 * 9/2013 Takenawa 368/10
 2014/0233358 A1 * 8/2014 Fujisawa 368/47

OTHER PUBLICATIONS

Wrist type mobile devices 002 (1/8-Designs- © Questel). orbit.com [online] 60 pages. Uploaded range from 1998-2014 [retrieved on Sep. 22, 2014]. Retrieved from Internet: <<http://sobjprd.questel.fr/export/QPTUJ214/pdf2/361cc6bb-a15b-41b7-9b86-bbe3af8a48ad-184028.pdf>>.*

* cited by examiner

FIG. 1

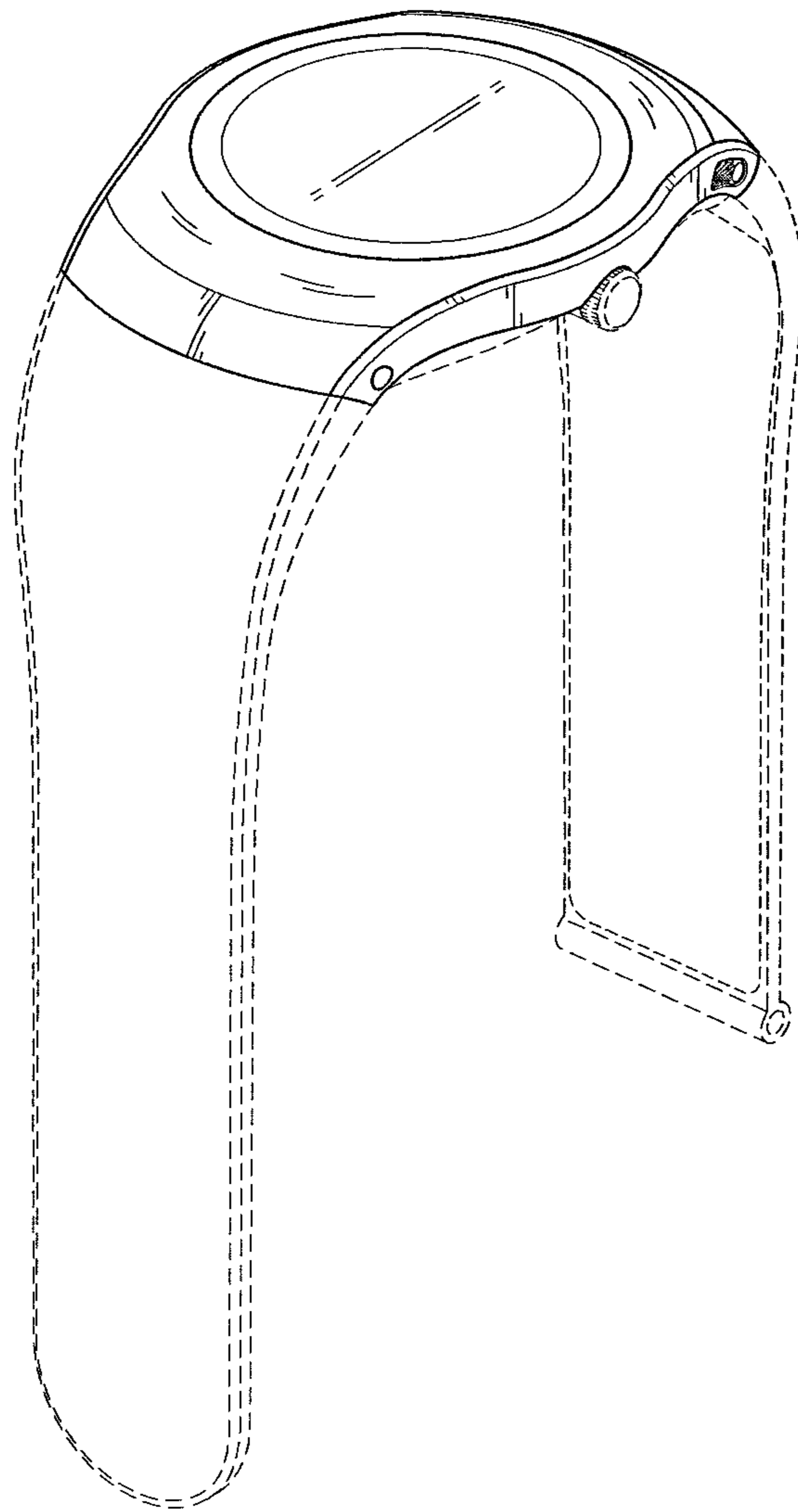


FIG. 2

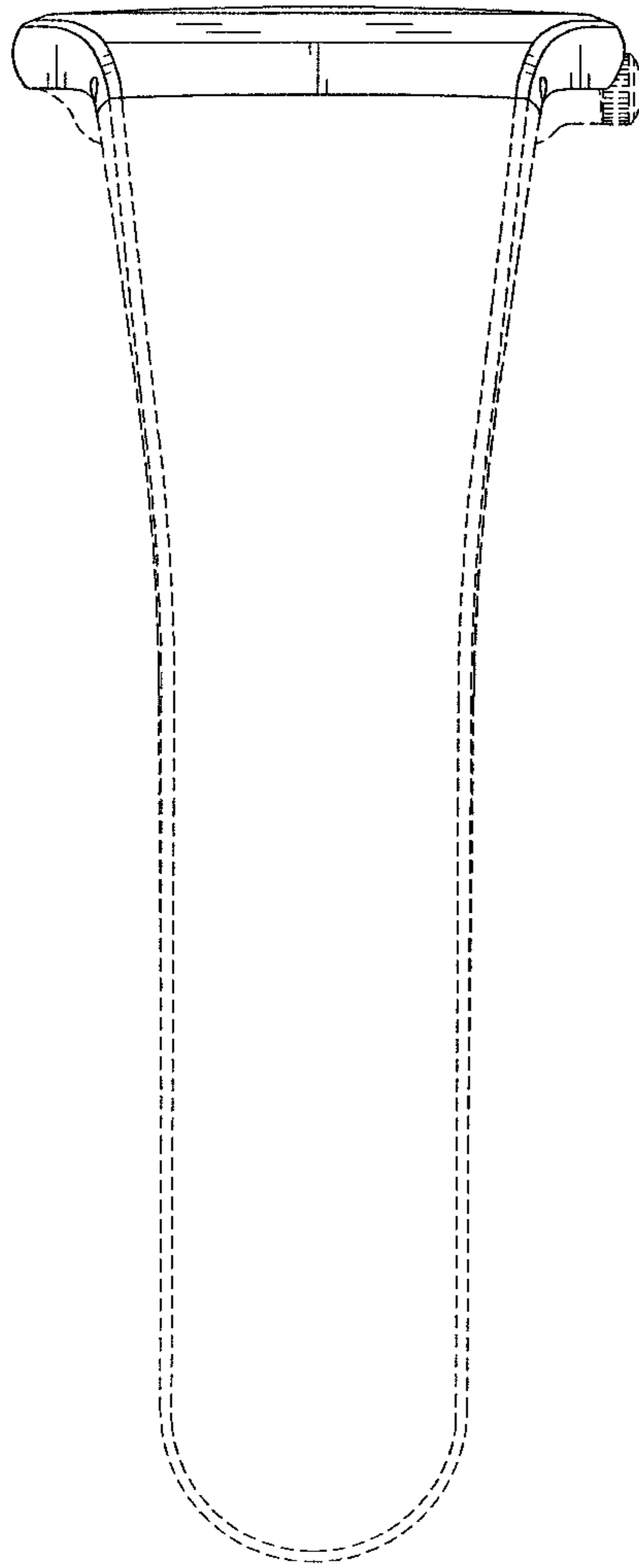


FIG. 3

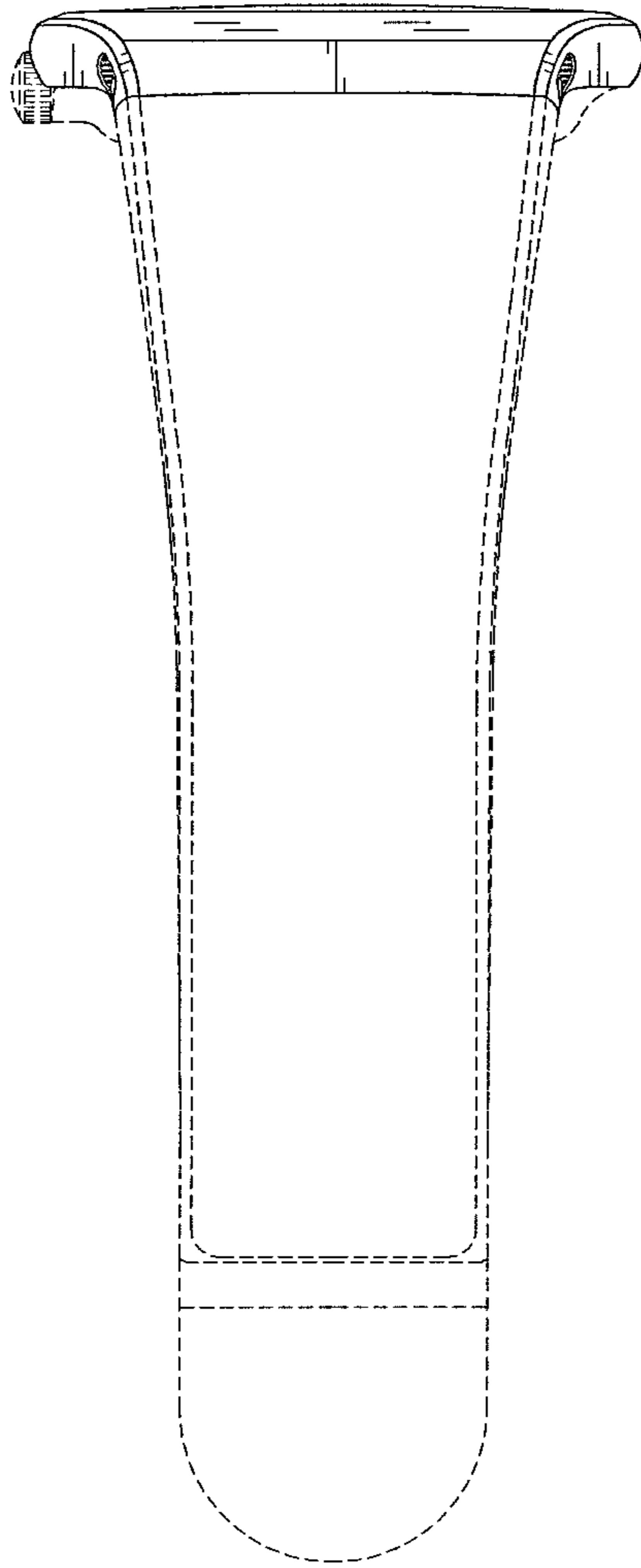


FIG. 4




FIG. 5




FIG. 6

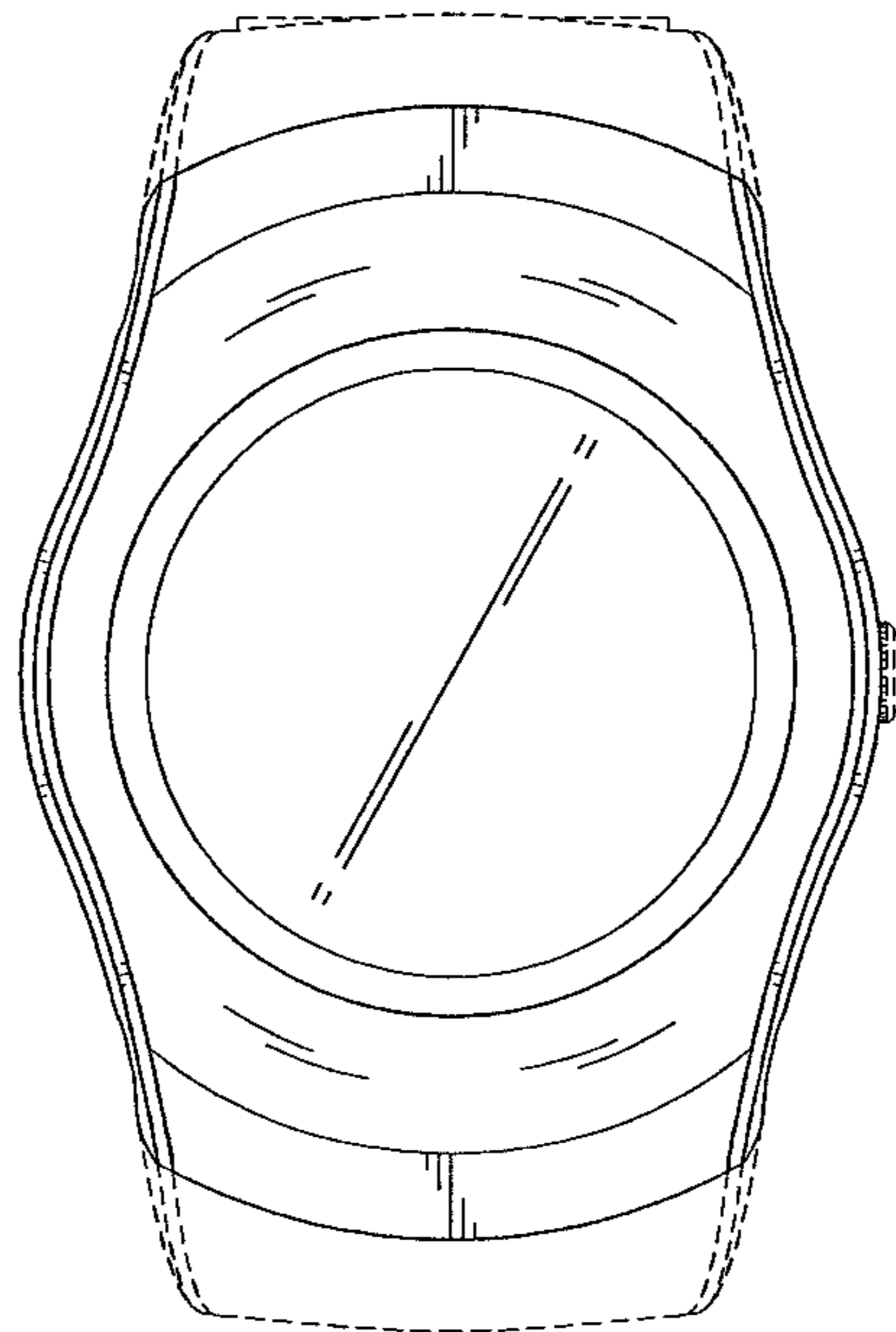


FIG. 7

