



US00D717740S

(12) **United States Design Patent**  
**Takaki**

(10) **Patent No.:** **US D717,740 S**

(45) **Date of Patent:** **\*\* Nov. 18, 2014**

(54) **CONTACT MEMBER**

(71) Applicant: **Iriso Electronics Co., Ltd.**, Kanagawa (JP)

(72) Inventor: **Masato Takaki**, Kanagawa (JP)

(73) Assignee: **Iriso Electronics Co., Ltd.**, Kanagawa (JP)

(\*\*) Term: **14 Years**

(21) Appl. No.: **29/480,223**

(22) Filed: **Jan. 24, 2014**

(30) **Foreign Application Priority Data**

Jul. 26, 2013 (JP) ..... 2013-017147

(51) **LOC (10) Cl.** ..... **13-03**

(52) **U.S. Cl.**  
USPC ..... **D13/154**

(58) **Field of Classification Search**  
USPC ..... D13/147, 154, 184, 194; 439/476.1, 439/502, 505, 607.01, 607.04, 607.05, 439/607.17, 607.25, 607.34, 607.41, 439/607.53, 623, 660, 668, 680, 792, 894  
See application file for complete search history.

(56) **References Cited**

**U.S. PATENT DOCUMENTS**

4,354,729 A \* 10/1982 Grabbe et al. .... 439/733.1  
5,556,306 A \* 9/1996 Lin et al. .... 439/637  
D553,086 S \* 10/2007 Peng et al. .... D13/133

D568,247 S \* 5/2008 Ho et al. .... D13/133  
D596,133 S \* 7/2009 Hemmi et al. .... D13/154  
D596,583 S \* 7/2009 Teranishi et al. .... D13/154  
D601,969 S \* 10/2009 Chen et al. .... D13/154  
7,651,372 B2 \* 1/2010 Matsuzaki et al. .... 439/607.01  
D614,581 S \* 4/2010 Hemmi et al. .... D13/154  
D665,361 S \* 8/2012 Koyama et al. .... D13/154  
2007/0155229 A1 \* 7/2007 Wu ..... 439/567

\* cited by examiner

*Primary Examiner* — Daniel Bui

(74) *Attorney, Agent, or Firm* — Cermak Nakajima & McGowan LLP; Tomoko Nakajima

(57) **CLAIM**

The ornamental design for a contact member, as shown and described.

**DESCRIPTION**

FIG. 1 is a front elevational view of a sprinkler protective cap showing my new design, a rear elevational view thereof being a mirror image;  
FIG. 2 is a right side elevational view thereof;  
FIG. 3 is a left side elevational view thereof;  
FIG. 4 is a top plan view thereof;  
FIG. 5 is a bottom plan view thereof;  
FIG. 6 is an enlarged top plan view of FIG. 4; and,  
FIG. 7 is a front, top and right perspective view thereof.  
The broken line in the drawing views is included to show unclaimed environment only and forms no part of the claimed design. The dash-dot line represents the boundaries of the claimed design.

**1 Claim, 4 Drawing Sheets**



FIG. 1

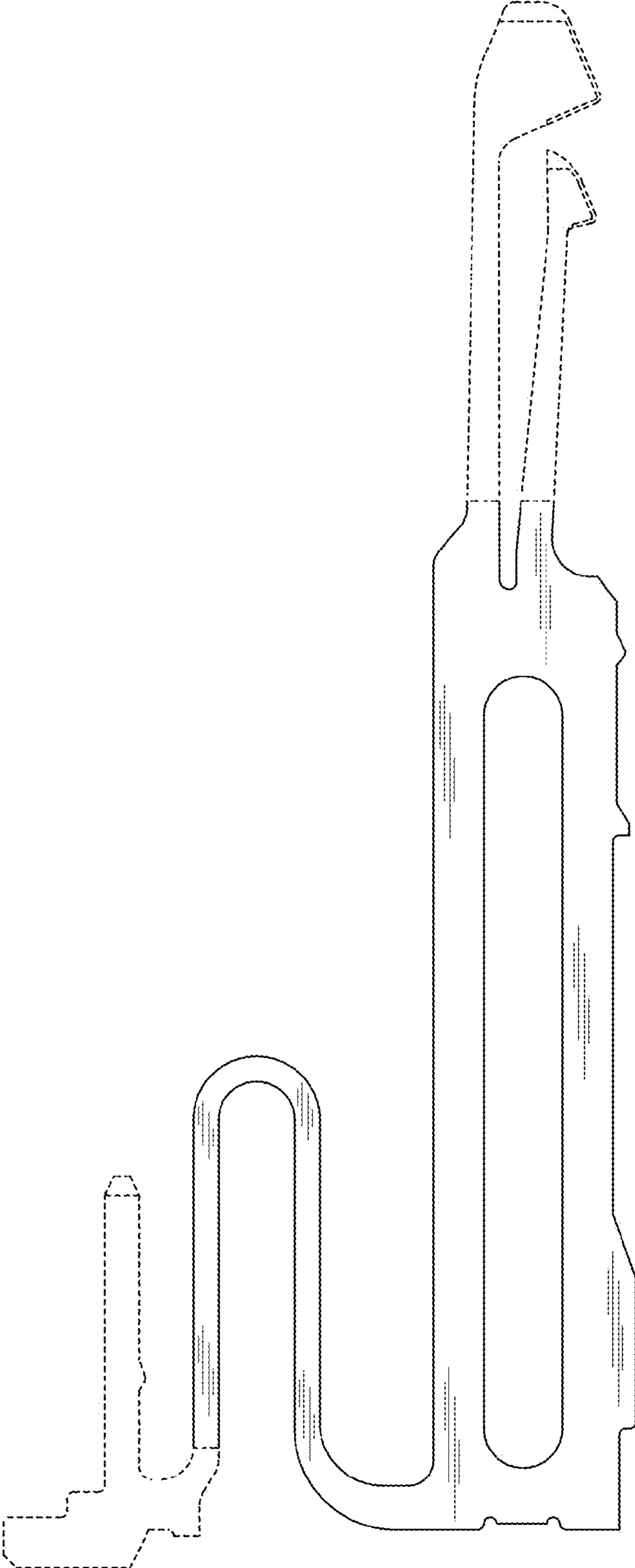


FIG.2



FIG.3



FIG.4



FIG.5

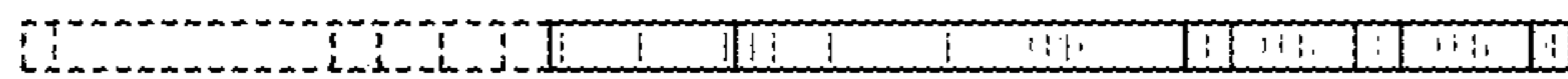


FIG.6

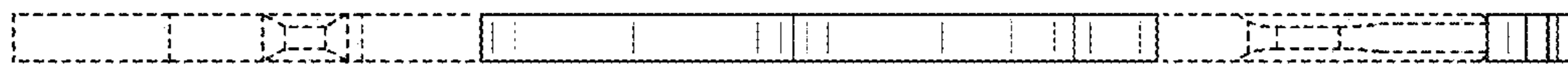


FIG.7

