

US00D717731S

(12) **United States Design Patent**
Lee et al.

(10) **Patent No.:** **US D717,731 S**

(45) **Date of Patent:** **** Nov. 18, 2014**

(54) **CONNECTOR HOUSING**
(71) Applicant: **Monster, LLC**, Las Vegas, NV (US)
(72) Inventors: **Noel Lee**, Las Vegas, NV (US); **Tim Pryde**, San Francisco, CA (US); **Kendrew Lee**, Tsing Yi (HK); **Minki Bang**, South San Francisco, CA (US)

D563,898 S * 3/2008 Lee et al. D13/154
D580,863 S * 11/2008 Amidon D13/133
D588,548 S * 3/2009 Lee et al. D13/154
D598,865 S * 8/2009 Hwang et al. D13/156
D606,022 S * 12/2009 Sakamoto D13/133
D616,825 S * 6/2010 Nania et al. D13/147
D692,829 S * 11/2013 Dobler D13/133

(73) Assignee: **Monster, LLC.**, Brisbane, CA (US)

(**) Term: **14 Years**

(21) Appl. No.: **29/440,835**

(22) Filed: **Dec. 27, 2012**

(51) **LOC (10) Cl.** **13-03**

(52) **U.S. Cl.**
USPC **D13/133**

(58) **Field of Classification Search**
USPC D13/133, 146, 147, 154, 184, 199;
439/180, 246, 252, 259, 278, 296, 350,
439/352, 354, 357, 358, 374, 378, 379, 380,
439/381, 527, 529, 533, 598, 680
See application file for complete search history.

(56) **References Cited**

U.S. PATENT DOCUMENTS

D298,931 S * 12/1988 Sekiguchi D13/147
D415,469 S * 10/1999 Lee D13/146
D434,009 S 11/2000 Lee
D444,772 S * 7/2001 Milan D13/154
D450,296 S 11/2001 Lee
D456,363 S 4/2002 Lee
D491,891 S * 6/2004 Conway et al. D13/146

OTHER PUBLICATIONS

U.S. Appl. No. 29/440,841, filed Dec. 27, 2012; Lee, Noel.
U.S. Appl. No. 29/440,839, filed Dec. 27, 2012; Lee, Noel.

* cited by examiner

Primary Examiner — Thomas Johannes

Assistant Examiner — Khawaja Anwar

(74) *Attorney, Agent, or Firm* — John Nielsen; Sentinel IP

(57) **CLAIM**

The ornamental design for a connector housing, as shown and described.

DESCRIPTION

FIG. 1 is a front perspective view of a connector housing, showing our new design;

FIG. 2 is a front view thereof;

FIG. 3 is a rear view thereof;

FIG. 4 is a side view thereof;

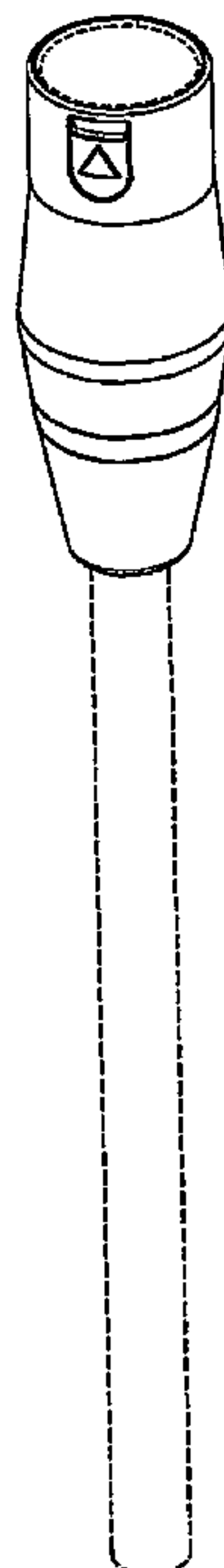
FIG. 5 is an opposing side view and a mirror image thereto;

FIG. 6 is an end view thereof; and,

FIG. 7 is an opposing end view thereof.

The broken lines in the drawings show unclaimed environment only and form no part of the claimed design.

1 Claim, 1 Drawing Sheet



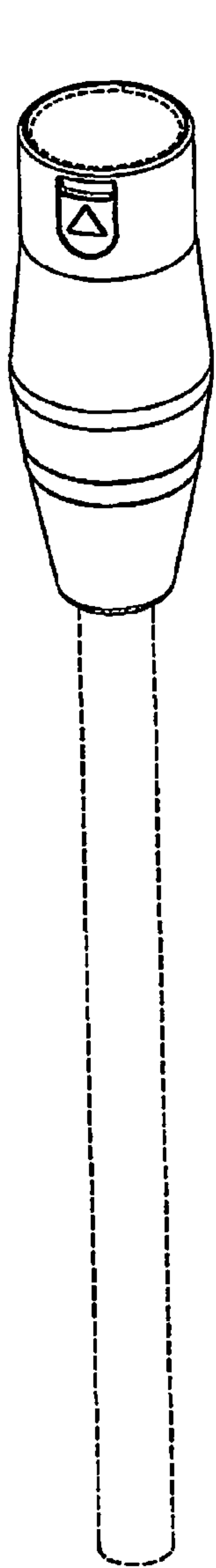


FIG. 1

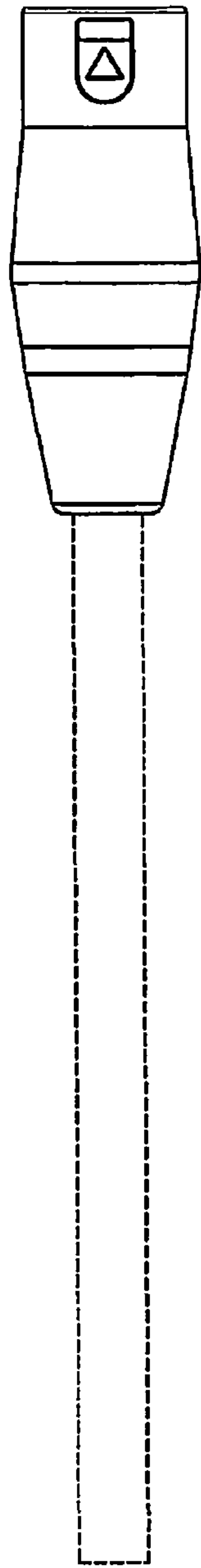


FIG. 2

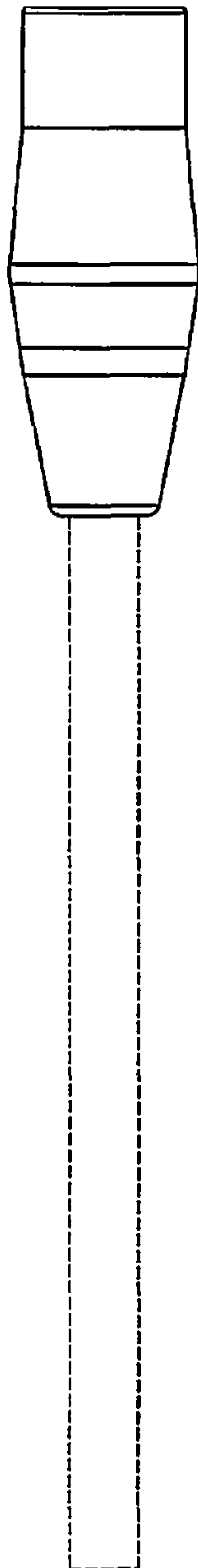


FIG. 3

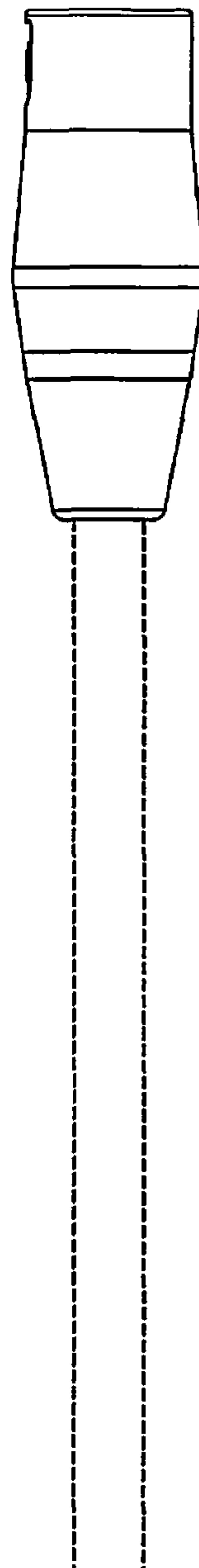


FIG. 4

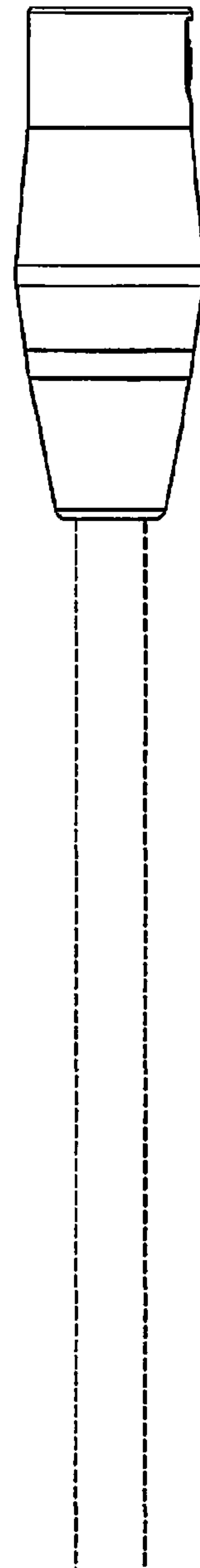


FIG. 5

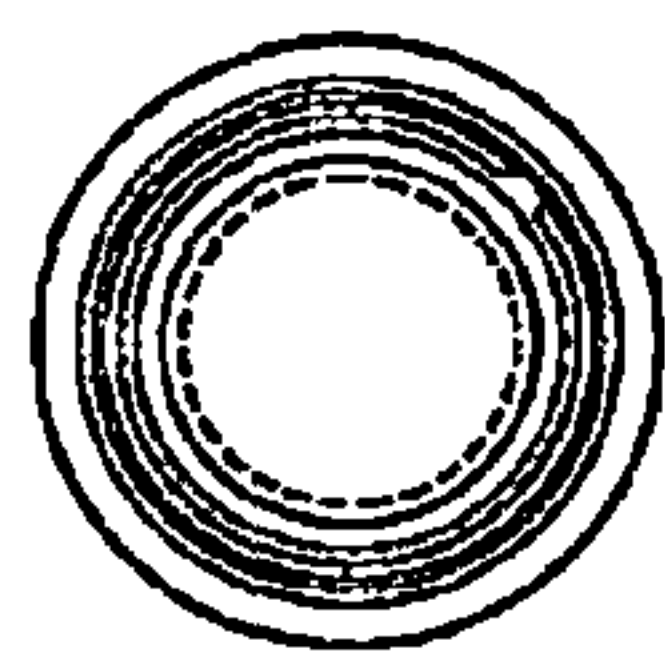


FIG. 6

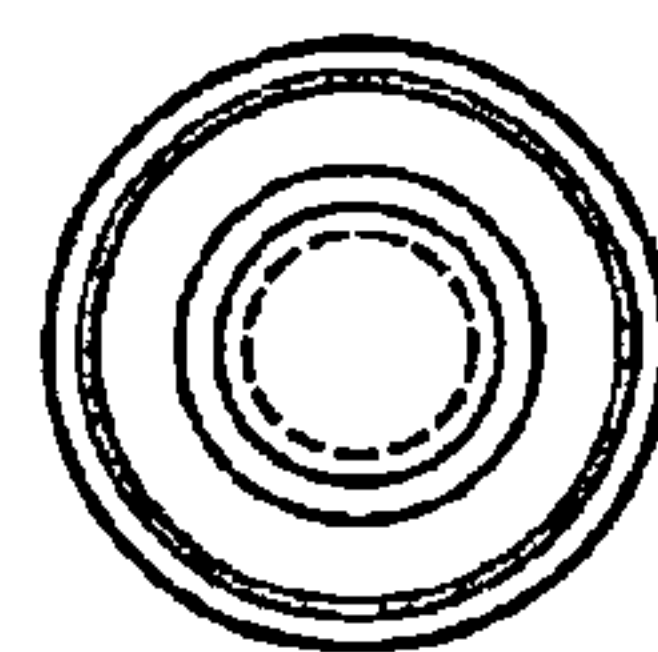


FIG. 7