



US00D717722S

(12) **United States Design Patent**
Cagampang et al.

(10) **Patent No.:** **US D717,722 S**

(45) **Date of Patent:** **** Nov. 18, 2014**

(54) **COUPLING DEVICE FOR VEHICLE RACK**

(71) Applicant: **Yakima Innovation Development Corporation**, Georgetown Grand Cayman (KY)

(72) Inventors: **Juan H. Cagampang**, Portland, OR (US); **John Mark Elliott**, Beaverton, OR (US)

(73) Assignee: **Yakima Innovation Development Corporation**, Georgetown, Grand Cayman (KY)

(**) Term: **14 Years**

(21) Appl. No.: **29/456,326**

(22) Filed: **May 30, 2013**

(51) **LOC (10) Cl.** **12-16**

(52) **U.S. Cl.**
USPC **D12/414**

(58) **Field of Classification Search**
USPC D12/414.1; D32/35, 58; D6/317-319, D6/513-514; 206/213, 8, 9, 279, 290, 713, 206/335
See application file for complete search history.

(56) **References Cited**

U.S. PATENT DOCUMENTS

D238,771 S * 2/1976 Spokus, Sr. D12/423
D300,734 S * 4/1989 Kruitbosch D12/414
4,917,429 A * 4/1990 Giger 296/37.6
5,253,913 A * 10/1993 Metivier 296/37.6

D349,680 S * 8/1994 Powell D12/414.1
D350,527 S * 9/1994 Parlor, Sr. D12/414.1
D369,140 S * 4/1996 Sills D12/414.1
D373,988 S * 9/1996 Johnson D12/414.1
D487,720 S * 3/2004 Thomas D12/414
7,175,218 B1 * 2/2007 Keene 296/26.08
D564,438 S * 3/2008 Moore D12/414.1
D638,778 S * 5/2011 Giddens D12/414
D642,113 S * 7/2011 Farber D12/414

* cited by examiner

Primary Examiner — Katrina A Betton

(74) *Attorney, Agent, or Firm* — Kolisch Hartwell, P.C.

(57) **CLAIM**

We claim the ornamental design for a coupling device for vehicle rack, as shown and described.

DESCRIPTION

FIG. 1 is a perspective view of a coupling device for vehicle rack constructed in accordance with the present invention.

FIG. 2 is a top plan view thereof.

FIG. 3 is a bottom plan view thereof.

FIG. 4 is a rear side elevation view thereof.

FIG. 5 is a front side elevation view thereof.

FIG. 6 is a right elevation view thereof; and,

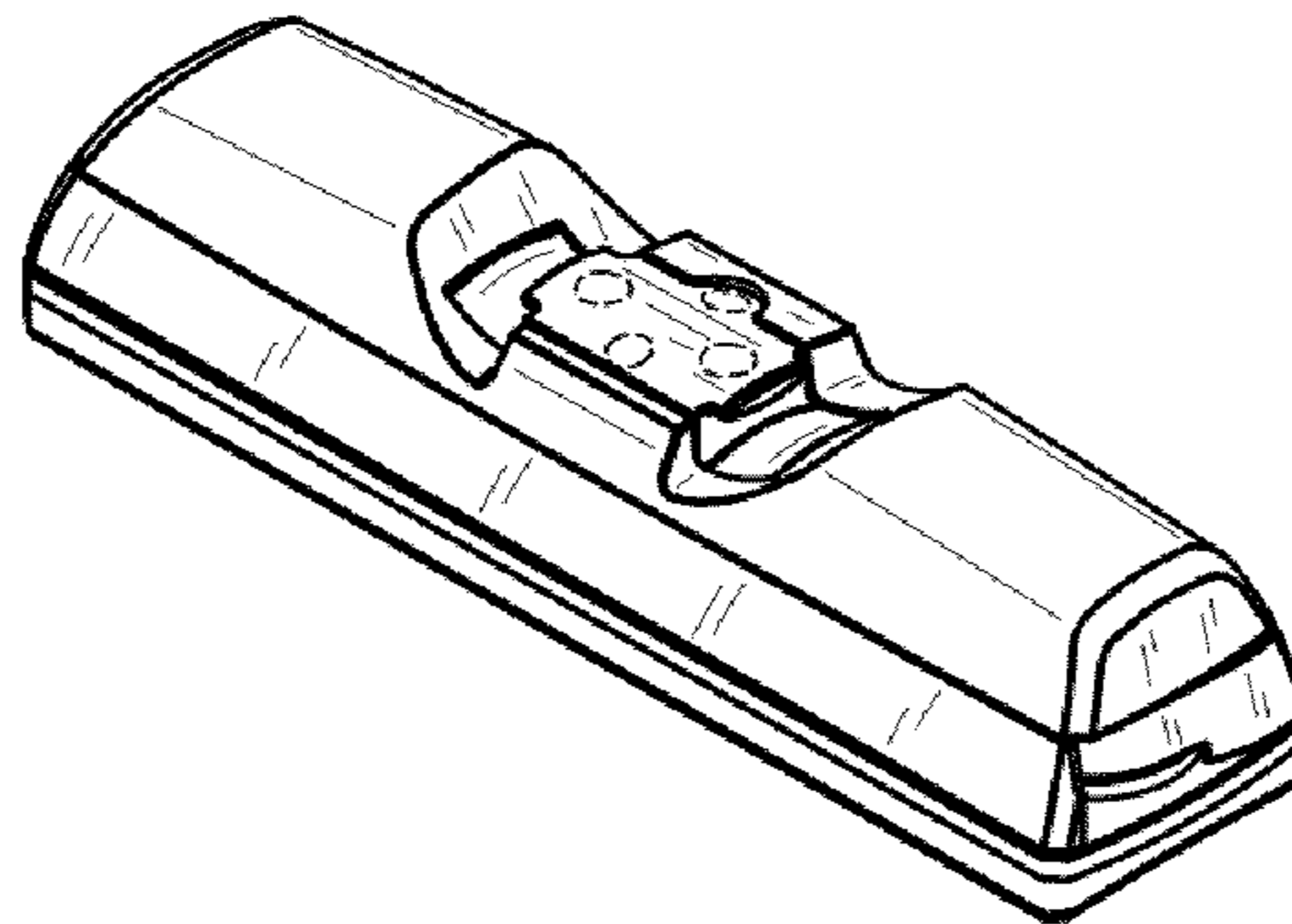
FIG. 7 is a left elevation view thereof.

The dashed line(s) shown in the drawings are for illustrative purposes only and form no part of the claimed design.

The stippling and shading lines shown in the drawing(s) represent the approximate three-dimensional contour of the design, and are not intended to indicate surface decoration.

Portions of the coupling device for vehicle rack that are not shown in the drawing(s) form no part of the claimed design.

1 Claim, 1 Drawing Sheet



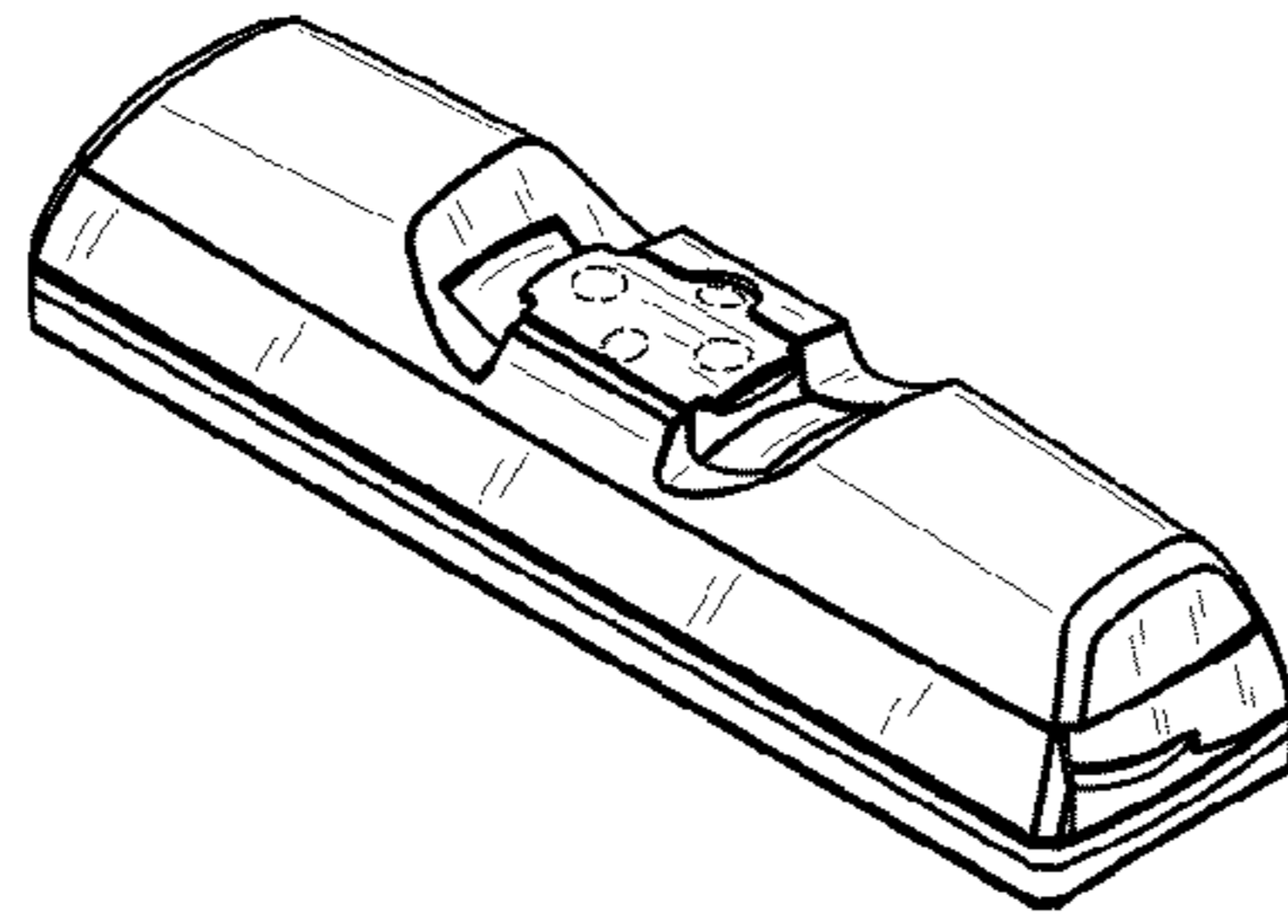


FIG. 1

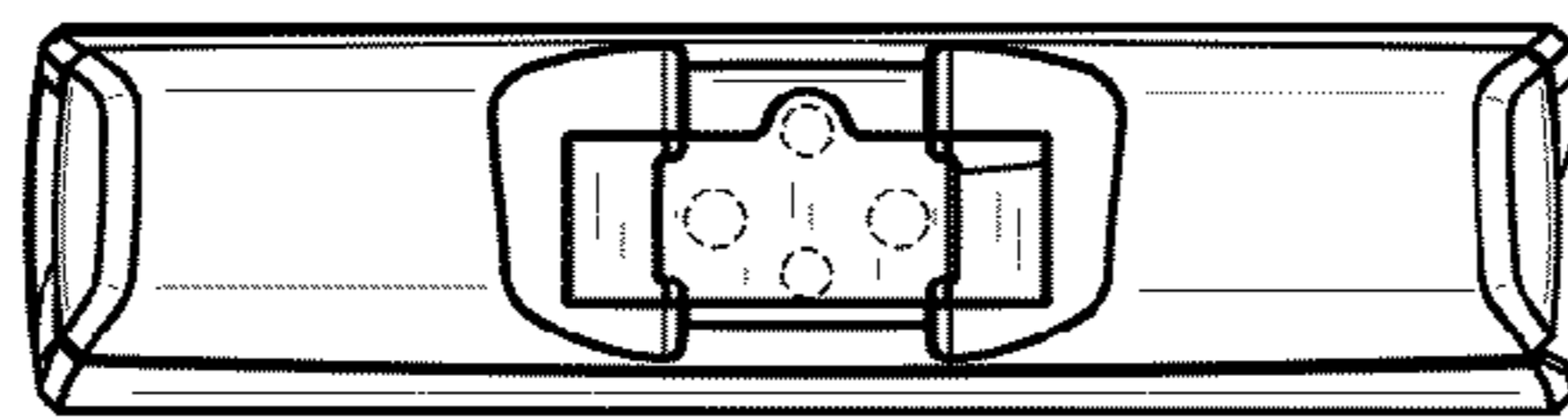


FIG. 2




FIG. 3

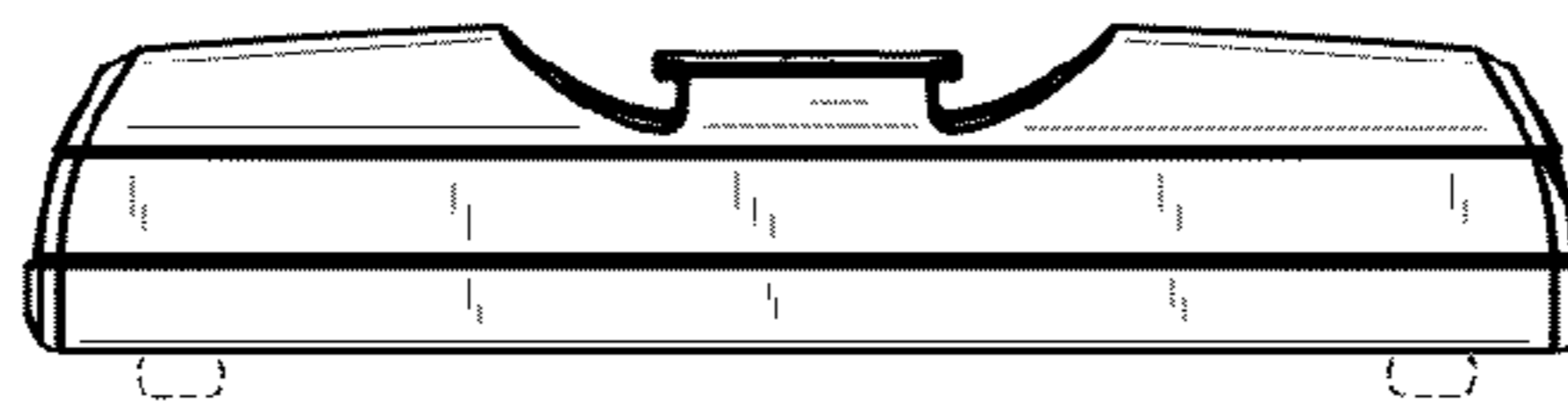


FIG. 4

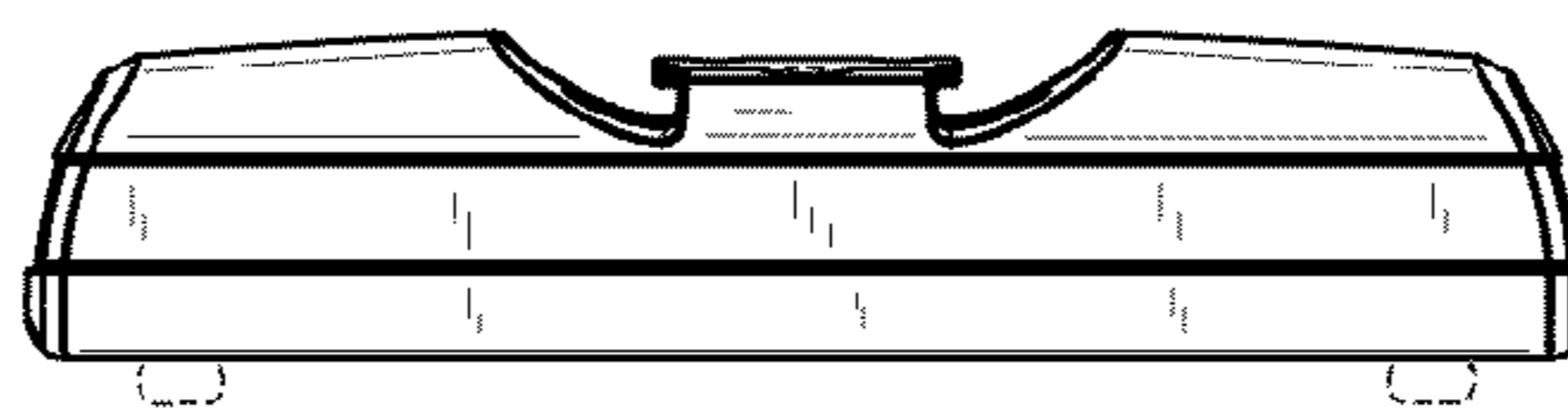


FIG. 5

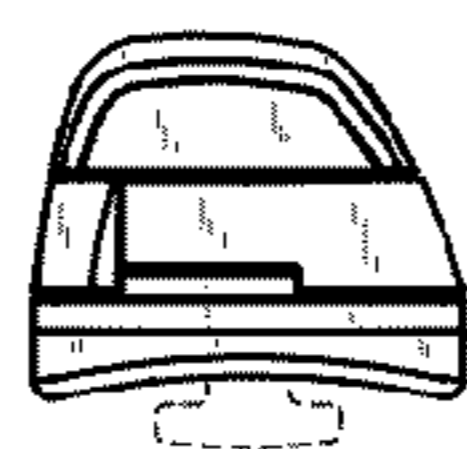


FIG. 6

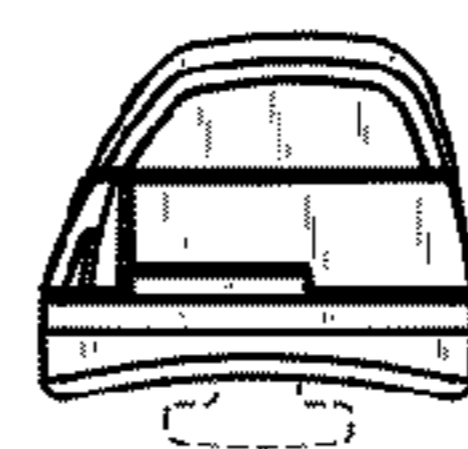


FIG. 7