



US00D717711S

(12) **United States Design Patent**  
**Kern**

(10) **Patent No.:** **US D717,711 S**

(45) **Date of Patent:** **\*\* Nov. 18, 2014**

(54) **FRONT FACE OF A VEHICLE WHEEL**

(71) Applicant: **Vossen Wheels**, Miami, FL (US)

(72) Inventor: **Steven Kern**, Miami Beach, FL (US)

(73) Assignee: **Vossen Wheels, Inc.**, Miami, FL (US)

(\*\*) Term: **14 Years**

(21) Appl. No.: **29/486,688**

(22) Filed: **Apr. 1, 2014**

**Related U.S. Application Data**

(63) Continuation of application No. 29/470,392, filed on Oct. 21, 2013, now Pat. No. Des. 701,813.

(51) **LOC (10) Cl.** ..... **12-16**

(52) **U.S. Cl.**  
USPC ..... **D12/211**

(58) **Field of Classification Search**  
CPC ..... B60B 7/00; B60B 7/02; B60B 7/04;  
B60B 7/01; B60B 7/06; B60B 3/04; B60B  
3/10; B60B 3/06; B60B 3/02; B60B 1/00;  
B60B 1/08; B60B 1/10; B60B 1/12  
USPC ..... D12/204-213  
See application file for complete search history.

(56) **References Cited**

**U.S. PATENT DOCUMENTS**

D248,295 S	6/1978	Day et al.
D258,504 S	3/1981	Schinella
D258,732 S	3/1981	Schinella
D275,193 S	8/1984	Schinella
D323,138 S	1/1992	Malmgren et al.
D386,138 S	11/1997	Chen
D450,649 S	11/2001	Penzes
D464,009 S	10/2002	Laengerer
D477,556 S	7/2003	Koch

D508,007 S	8/2005	Koch	
D513,728 S	1/2006	Yazawa et al.	
D516,493 S	3/2006	Frizzi	
D531,951 S	11/2006	Khan	
D531,952 S	11/2006	Sands	
D538,731 S	3/2007	Iwauchi et al.	
D549,632 S	8/2007	Sands	
D571,702 S	6/2008	Guidry	
D609,624 S	2/2010	Matsubara	
D622,197 S	8/2010	Zhao	
D628,948 S	12/2010	Chung	
D630,146 S	1/2011	Finnie	
D635,077 S	3/2011	Nordmann	
D658,105 S	4/2012	Hans et al.	
D673,494 S	1/2013	Lemke	
D680,486 S	4/2013	Zhao	
D682,180 S	5/2013	Zhao	
D688,190 S	8/2013	Hodges	
D701,811 S *	4/2014	Hale, Jr.	D12/211
D701,813 S *	4/2014	Kern	D12/211

\* cited by examiner

*Primary Examiner* — Stacia Cadmus

(74) *Attorney, Agent, or Firm* — Berenato & White, LLC

(57) **CLAIM**

The ornamental design for a front face of a vehicle wheel, as shown and described.

**DESCRIPTION**

FIG. 1 is a front view of a front face of a vehicle wheel, showing my new design;  
FIG. 2 is a perspective view thereof;  
FIG. 3 is a front view if a second embodiment of a front face of a vehicle wheel, showing my new design; and,  
FIG. 4 is a perspective view of FIG. 3.  
The broken line showing of the wheel rim and the central hub area is included for the purpose of illustrating environment and forms no part of the claimed design.

**1 Claim, 4 Drawing Sheets**

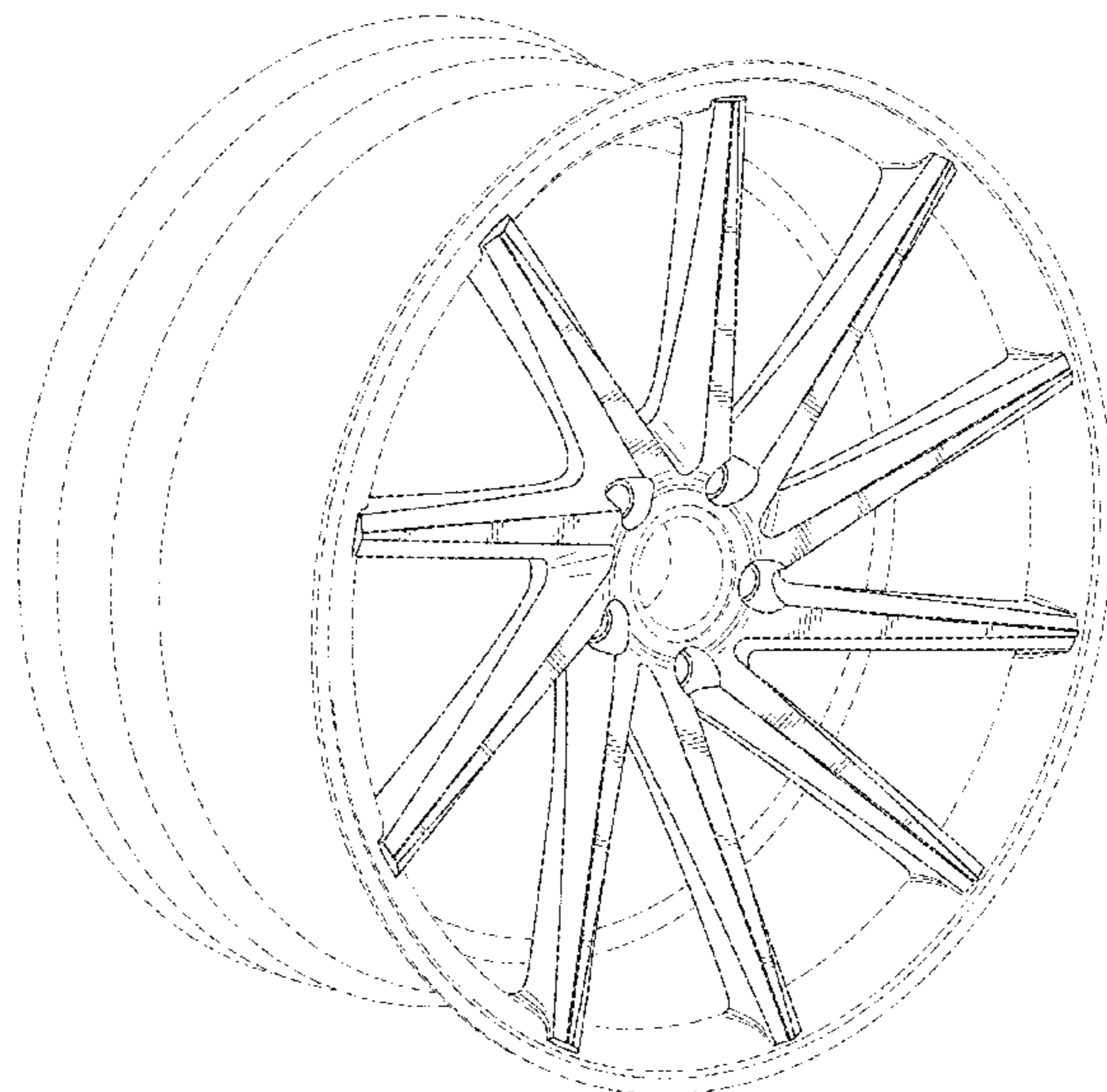
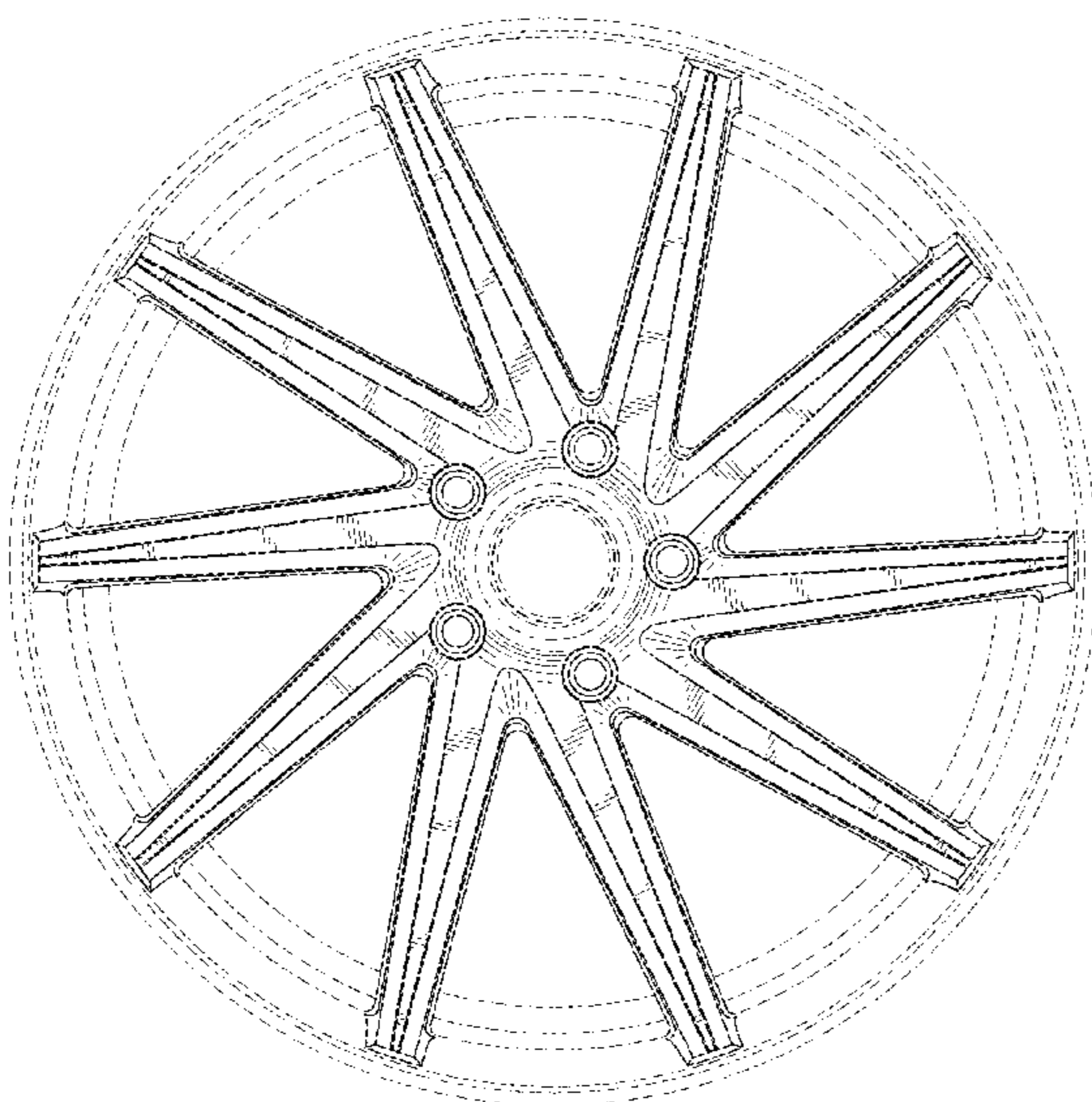


Fig. 1

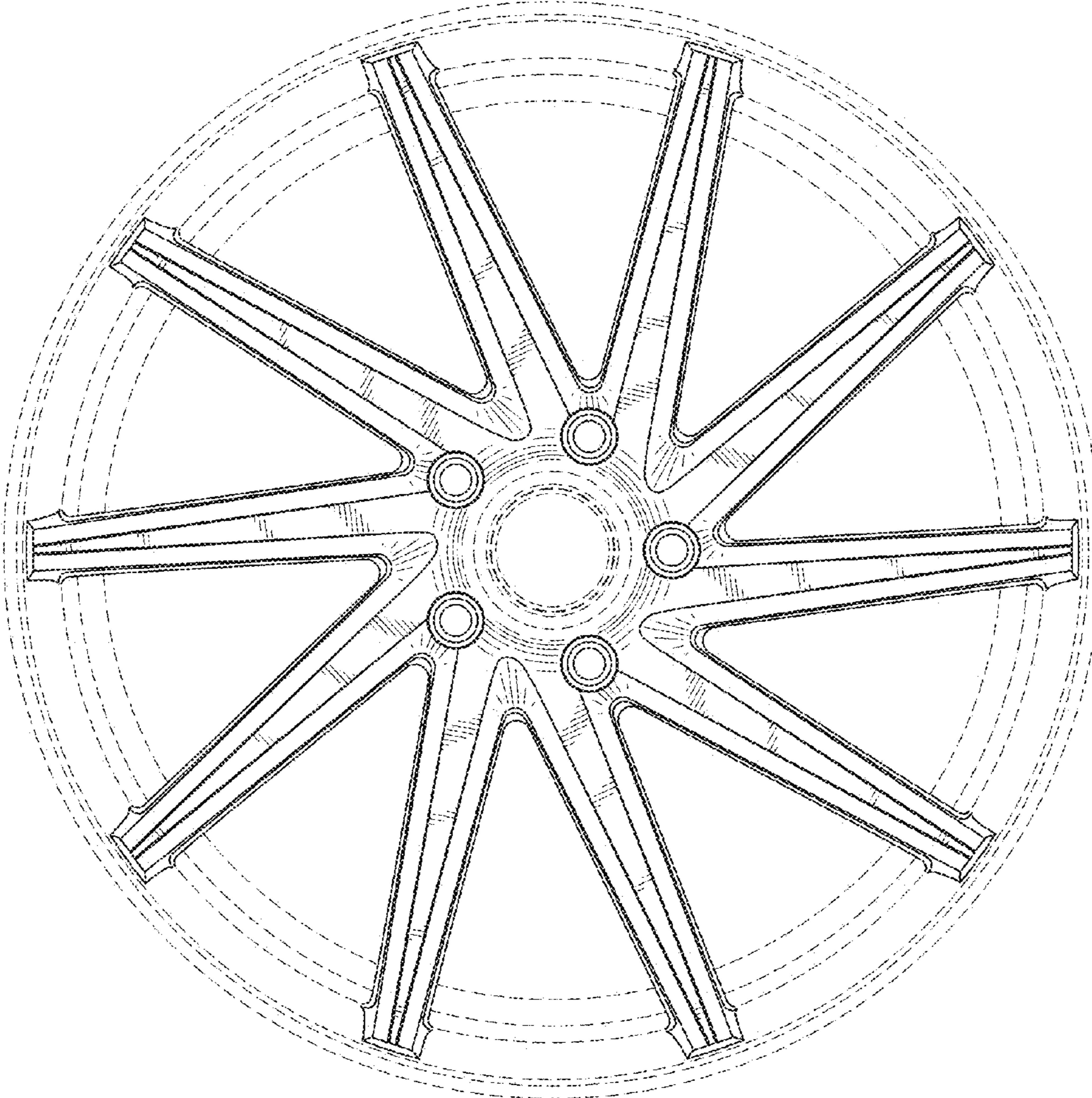


Fig. 2

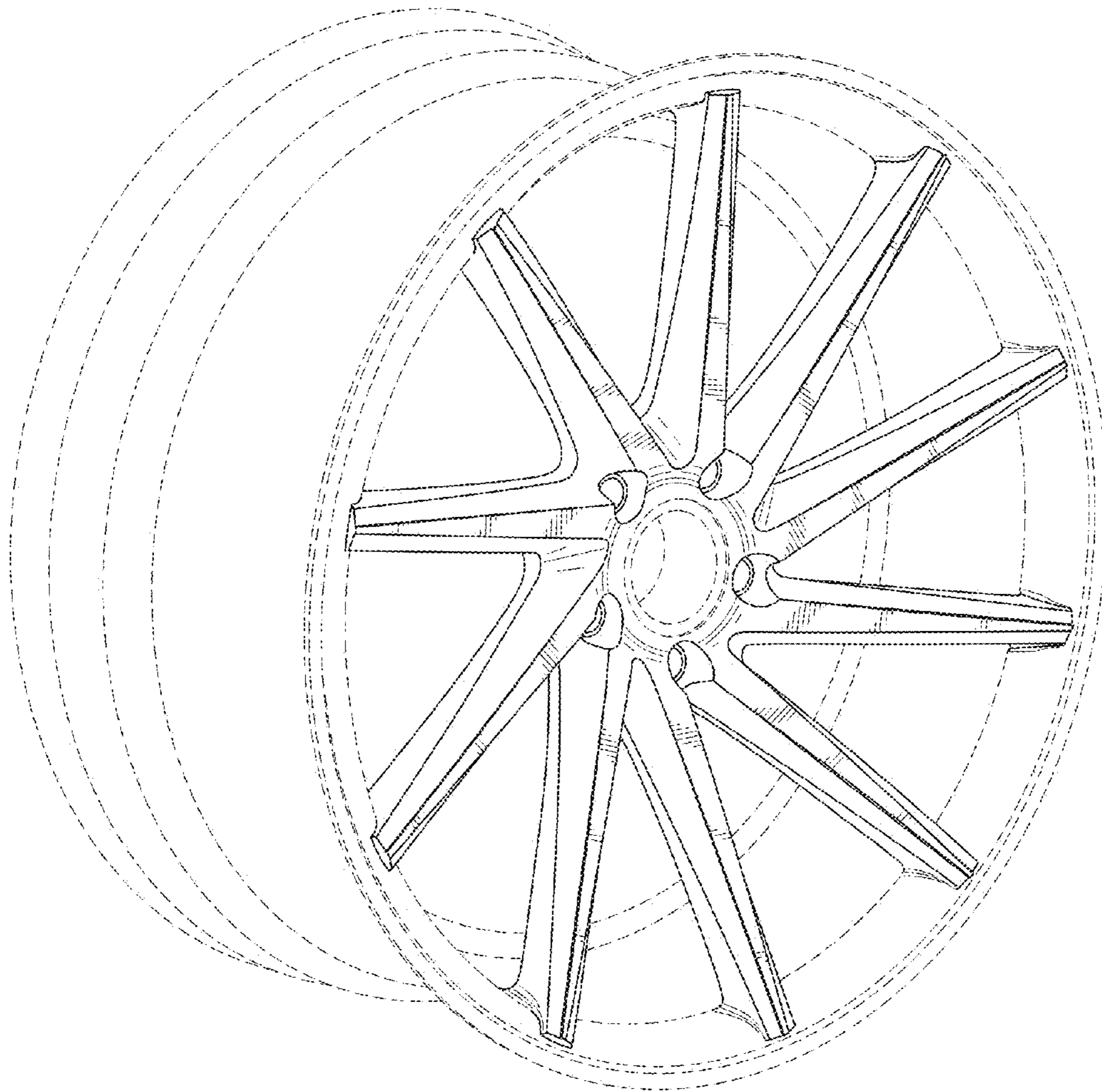


Fig. 3

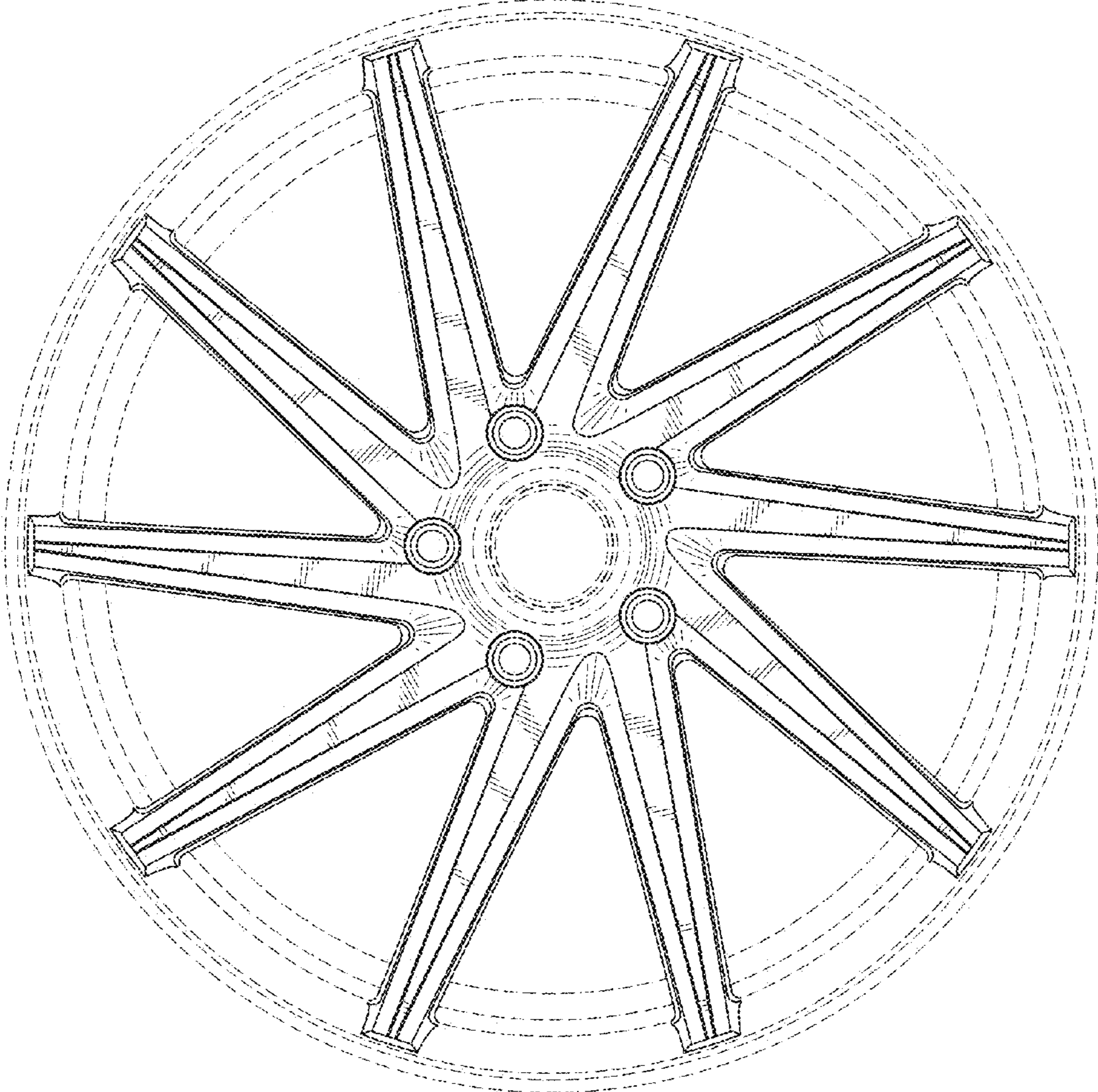


Fig. 4

