



US00D717693S

(12) **United States Design Patent**
Waitz

(10) **Patent No.:** **US D717,693 S**

(45) **Date of Patent:** **** Nov. 18, 2014**

- (54) **CLIP FOR A BELT DECORATION**
- (71) Applicant: **Larry D. Waitz**, Oceanside, NY (US)
- (72) Inventor: **Larry D. Waitz**, Oceanside, NY (US)
- (**) Term: **14 Years**
- (21) Appl. No.: **29/483,850**
- (22) Filed: **Mar. 4, 2014**
- (51) **LOC (10) Cl.** **02-07**
- (52) **U.S. Cl.**
USPC **D11/215**
- (58) **Field of Classification Search**
USPC D11/1, 2, 200–219, 222–237; 24/163 R,
24/169–171, 173, 177–179, 191, 194–195,
24/197, 200, 614–616, 625; D8/394, 395
See application file for complete search history.

- D649,720 S * 11/2011 Connelly et al. D30/136
- D650,951 S * 12/2011 Connelly et al. D30/136
- D651,363 S * 12/2011 Connelly et al. D30/136
- D676,737 S * 2/2013 Zimmerer D8/394
- D680,899 S * 4/2013 Chan D11/215
- D704,096 S * 5/2014 Barth D11/202

* cited by examiner

Primary Examiner — Ralf Seifert

(74) *Attorney, Agent, or Firm* — Dorr, Carson & Birney, P.C.

(57) **CLAIM**

The ornamental design for a clip for a belt decoration, as shown and described.

DESCRIPTION

FIG. 1 is a rear perspective view of a clip for a belt decoration showing my new design. The broken line showing of the front of the clip is included for the purpose of illustrating an environment that forms no part of the claimed design.

FIG. 2 is a rear elevational view thereof.

FIG. 3 is a left side elevational view thereof, with the right side elevational view being a mirror image of FIG. 3.

FIG. 4 is a front elevational view thereof.

FIG. 5 is a bottom plan view thereof; and,

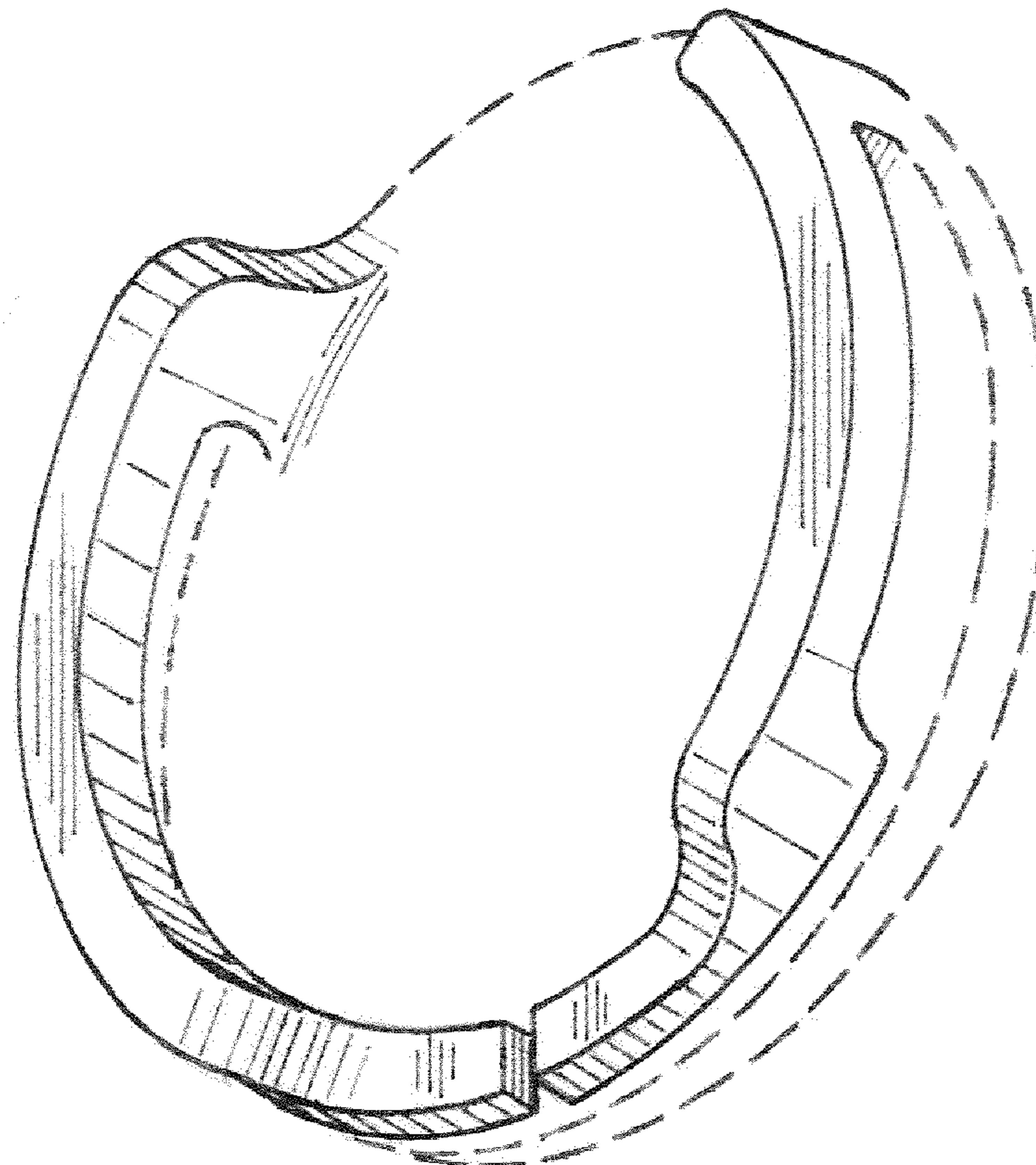
FIG. 6 is a top plan view thereof.

(56) **References Cited**

U.S. PATENT DOCUMENTS

- D110,843 S * 8/1938 Buchsbaum D11/201
- D158,919 S * 6/1950 Wolff D11/204
- 2,602,209 A * 7/1952 Tinnerman 24/581.1
- D244,807 S * 6/1977 Bardoni et al. D11/215
- D475,322 S * 6/2003 Ouellette et al. D11/222

1 Claim, 2 Drawing Sheets



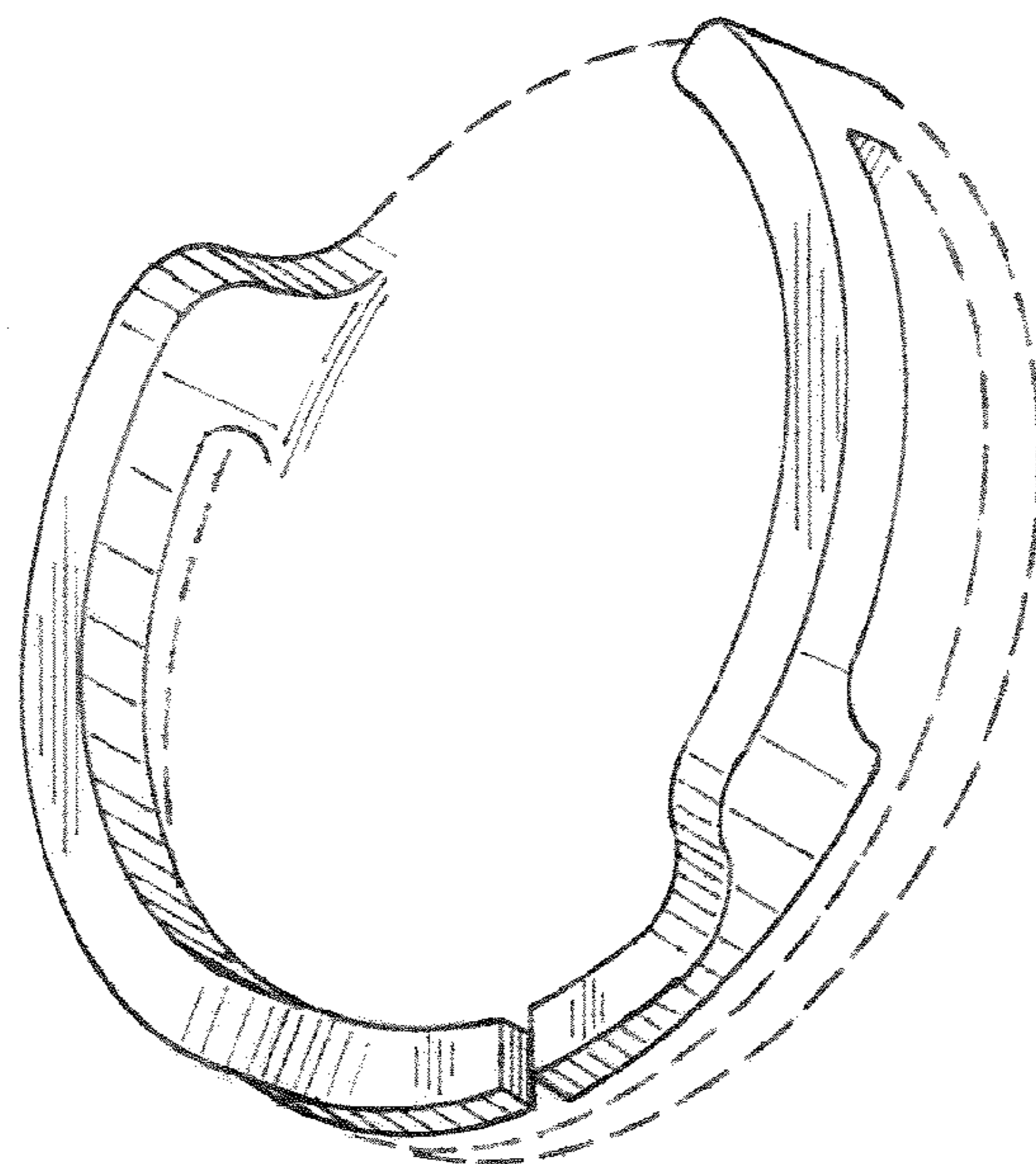


Fig. 1

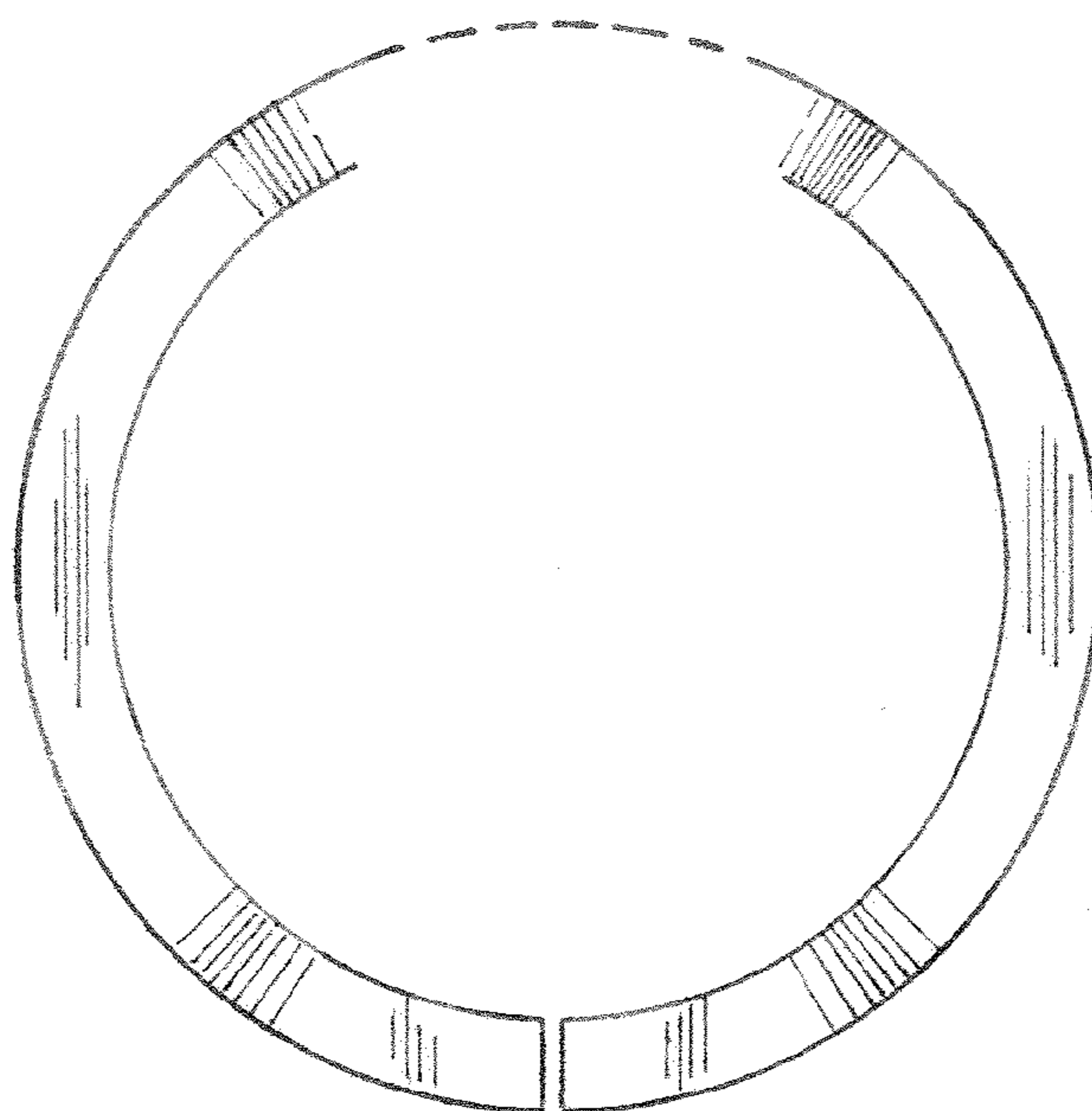


Fig. 2




Fig. 3



Fig. 4

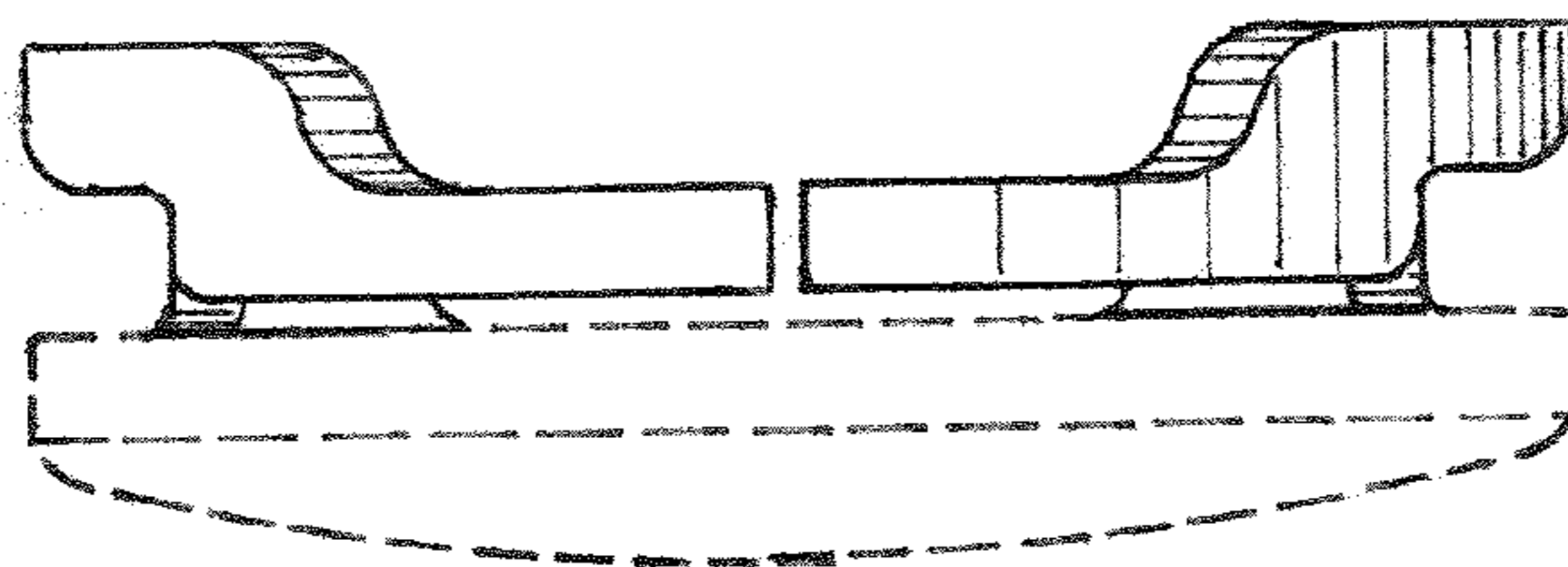


Fig. 5

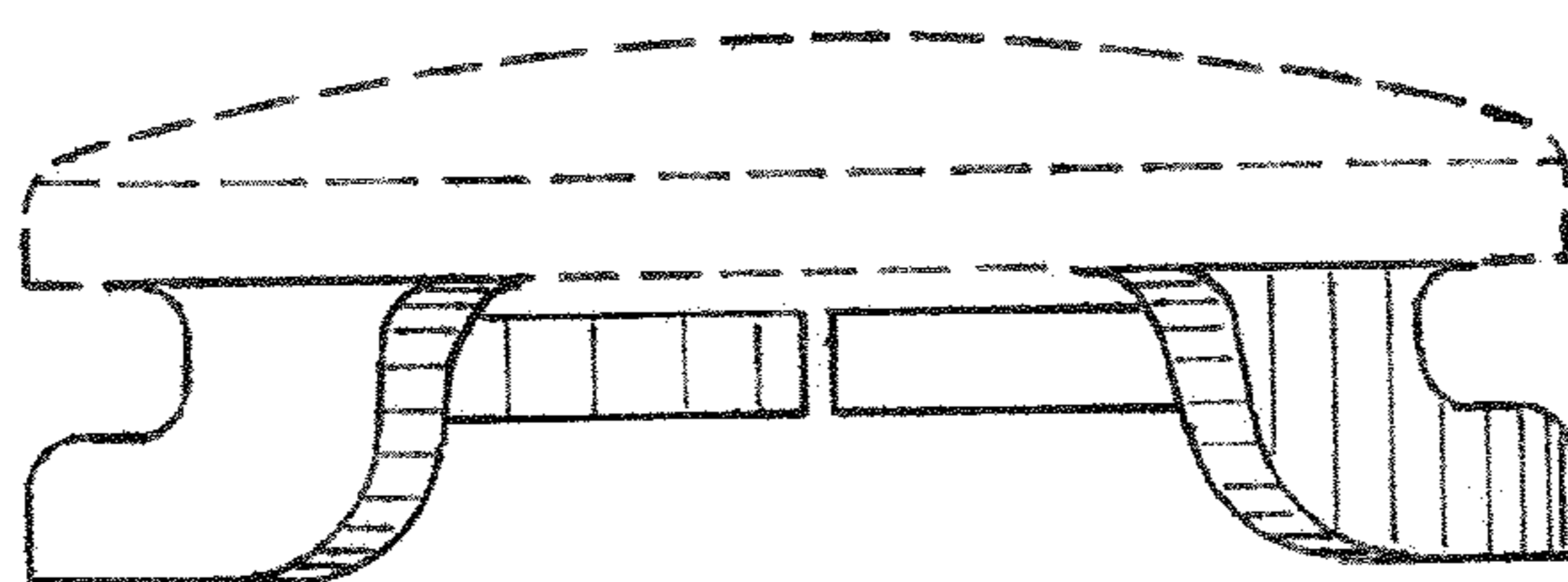


Fig. 6