



US00D717690S

(12) **United States Design Patent**
Modderman et al.

(10) **Patent No.:** **US D717,690 S**
(45) **Date of Patent:** **** Nov. 18, 2014**

- (54) **LIGHTED TREE ORNAMENT**
- (71) Applicants: **Nathan Modderman**, Bigfork, MT
(US); **Steven Modderman**, Bigfork, MT
(US)
- (72) Inventors: **Nathan Modderman**, Bigfork, MT
(US); **Steven Modderman**, Bigfork, MT
(US)
- (73) Assignee: **LMD Investments, LLC**, Bigfork, MT
(US)

5,286,020	A *	2/1994	Caruso	473/603
5,853,823	A *	12/1998	McKenna	428/7
D480,984	S *	10/2003	Trappani et al.	D11/125
6,988,969	B2 *	1/2006	Avis	473/599
D575,617	S *	8/2008	Cuffe	D8/307
D595,367	S *	6/2009	Katzke	D21/714
D595,791	S *	7/2009	Katzke	D21/714
D596,249	S *	7/2009	Katzke	D21/714
D634,380	S *	3/2011	Walling et al.	D21/713
D653,256	S *	1/2012	Allo Allo et al.	D14/440
8,133,139	B2 *	3/2012	Avis et al.	473/604
8,216,098	B2 *	7/2012	Lalvani	473/598
8,632,430	B2 *	1/2014	Avis et al.	473/604
2003/0203779	A1 *	10/2003	Avis	473/604

(**) Term: **14 Years**

* cited by examiner

(21) Appl. No.: **29/471,073**

Primary Examiner — Elizabeth J Oswecki

(22) Filed: **Oct. 28, 2013**

(74) *Attorney, Agent, or Firm* — Paine Hamblen, LLP

(51) **LOC (10) Cl.** **11-05**

(52) **U.S. Cl.**
USPC **D11/124; D26/94**

(58) **Field of Classification Search**
USPC D11/117, 121, 124, 125, 130, 131, 132,
D11/133, 157; D21/709; 428/7, 8, 9, 11, 12;
D26/2, 57, 94, 125; 362/565, 806
See application file for complete search history.

(57) **CLAIM**

We claim the ornamental design for a lighted tree ornament, as shown and described.

(56) **References Cited**


DESCRIPTION

U.S. PATENT DOCUMENTS

D199,535	S *	11/1964	Doss	D21/713
D290,428	S *	6/1987	Johnson	D6/301
D290,632	S *	6/1987	Dehnert et al.	D21/714
D306,470	S *	3/1990	Norman et al.	D21/713
D330,239	S *	10/1992	Obermann	D21/713
D339,240	S *	9/1993	Perkins	D6/303

FIG. 1 is a perspective view of a lighted tree ornament, showing our new design, in a used condition with a tree shown in broken lines;
FIG. 2 is a front elevation view of the lighted tree ornament;
FIG. 3 is a left side elevation view thereof;
FIG. 4 is a right side elevation view thereof;
FIG. 5 is a top plan view thereof; and,
FIG. 6 is a bottom plan view thereof.
The broken lines showing the environment in FIG. 1, and the broken lines showing the light bulb in FIG. 6, are for illustration purposes only, and form no part of the claimed design.

1 Claim, 6 Drawing Sheets






FIG. 1




FIG. 2




FIG. 3




FIG. 4




FIG. 5

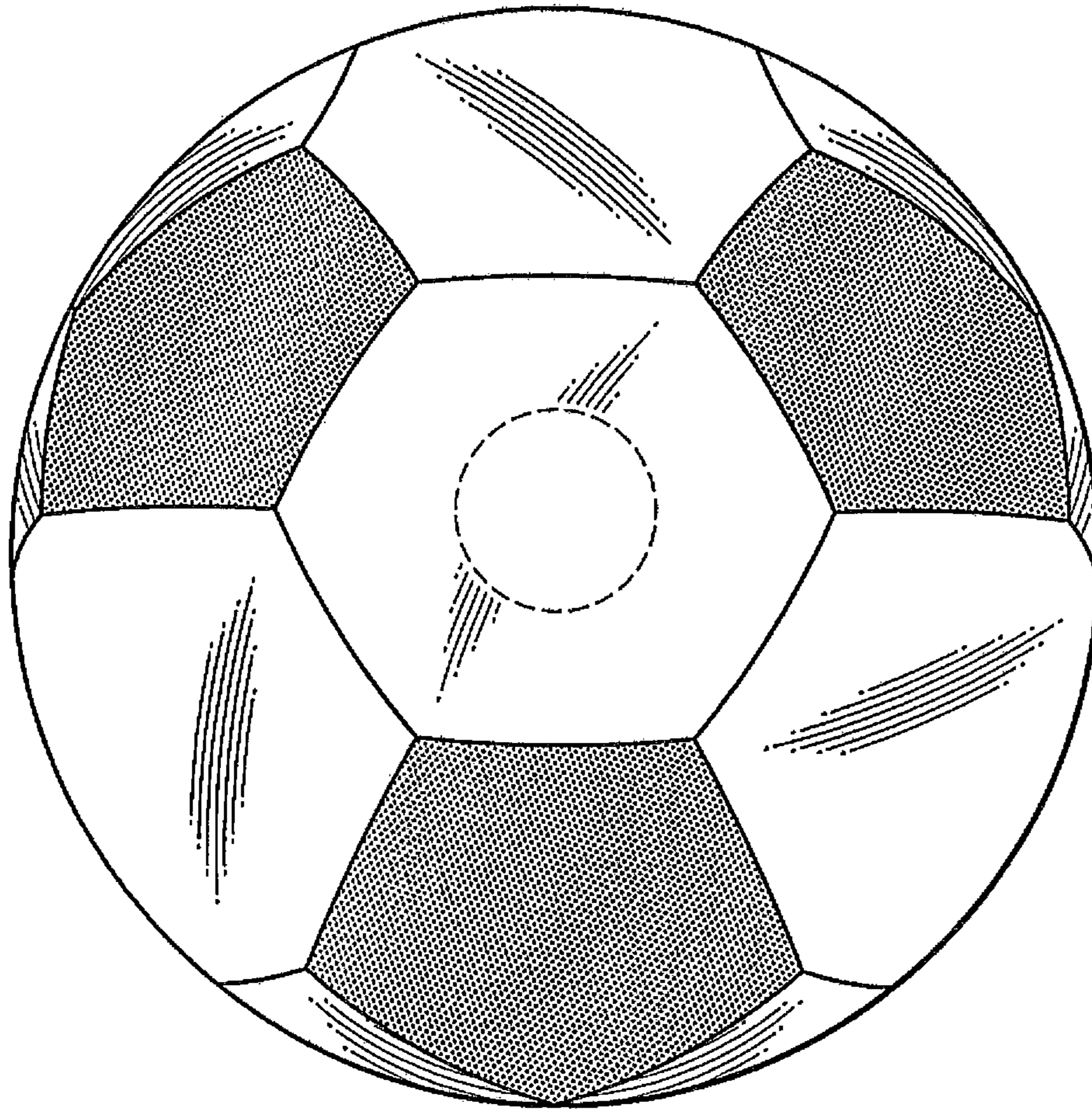


FIG. 6